



PHILIPS

Professional
LED work lights



2017 - 2018

See better,
work better

RCH21S



Defeat **darkness**

When you're repairing or maintaining vehicles, there's no room for errors. Our professional workshop lamps feature powerful LEDs for intense white light and a wide beam to illuminate every detail with pinpoint precision. Designed to optimise clarity and vision, the natural white light improves visual comfort for fatigue-free working. So even when you're working on the toughest problems, or in the tightest spaces, you can be sure you have the right tools for the job.





RCH19



RCH19

Powerful LED light for
**comfortable, safe
working**

High power LEDs for maximum light performance

Our lamps feature powerful, high-quality LEDs for a bright, intense light with maximum performance that optimises clarity and vision.

Highest light output with white LED light

The white LED light has a high lumen output to guarantee you have more visible light.

Wide beam angle with even light distribution

The wide beam of bright light is distributed evenly over the illuminated area, giving you the optimum overview and lighting every detail with pinpoint precision.

Natural white light (6000 K) for visual comfort

Our white LEDs have a color temperature of 6000 K. They produce a natural white light that's easy on the eye, improving visual comfort and reducing eye strain for fatigue-free working.

Extremely durable
with extra resistant housings

Extra robust with water, dirt and dust protection

In extreme environments you need tools that are up to the job. Our lamps are water, dirt and dust protected to IP54 and IP67 standards, so they shrug off whatever life throws at them.

Durable housings that are impact and shock resistant

Designed for durability, they feature impact- and shock-resistant housings that pass the IK07 and IK09 drop tests with flying colors.

Highly resistant to grease and workshop solvents

They're also highly resistant to the grease, chemicals and solvents that are commonly used in workshops, so you can place them anywhere, worry free.



RCH21S



RCH21S



CBH51

Hands-free working

working

Work better with hands-free lighting

Hands-free lighting means you can work better too. Our lamps come with clever hooks, clips, detachable cables and magnets, so you can use two hands when you are working and improve your performance.

Shadow-free beams for optimal visibility

Wide and focused beams optimise visibility and eliminate shadows, so our lamps are comfortable and easy on the eye.

The right lamp

for the job

A versatile range that covers every garage need

The range of LED lamps provides the best light for every workshop task, from brief inspections to maintenance and repair work. From professional workshop LED penlights and inspection lamps to rechargeable work lamps and multi-directional lighting systems, we have the right lamp for the job.

Long-lasting battery life from 5 to 11 hours

The batteries in all our lamps are designed to last from 5 to 11 hours. So you can work a full day without interruption and recharge them overnight, ready to start work again the next day.

Professional LED inspection lamps

Light output (lumens)	100 /50*	130	200 /100*	145	130 /70*	150
Beam	50°	40°	80°	80°	90°	120°
						
Name	HDL10	Penlight Professional	PEN20	Penlight Premium	RCH6	RCH10
Pointer						
Power supply						
Mounting			 	 	 	 
FindMe LED						
Robustness			 	 	 	 
Grease resistant						
Order Entry	LPL29B1	LPL19B1	LPL42X1	LPL28RECHX1	LPL38X1	LPL20X1
GOC	39360631	38819031	39631731	39220394	39607231	39060531

* Boost / Eco mode

MatchLine LED
LED Daylight Lamps

250/120*

90°



RCH19



LPL46X1

39823631

300/120*

90°



RCH21S



LPL47X1

39841031

350/150*

90°



RCH31UV



LPL34UVX1

39419131

330

120°



CBL10



LPL35X1

39421431

1200/500*

120°



CBH51



LPL45X1

39732131

2300/1200*

90°



PJH20



LPL39X1

39609631

1500/750*

360°
total illumination



MDLS CRI



LPL403MODX1

39627066



HDL10

Professional LED headlamp

LPL29B1



Dual light mode

- 100 lm Boost LED light for high-precision tasks
- 50 lm Eco LED light for a quick inspection

Wide beam angle

- 50° beam angle
- Long-lasting LED

Quality finishing

- 90° pivoting lamp head
- Adjustable headband
- Water resistant
- Powered with 3 x AAA Philips batteries



Penlight Professional

The portable inspection tool
LPL19B1



Very intense white light for optimal vision

- High quality LEDs with 130 lm light output
- Natural white light of 6000 K

Access very narrow cavities

- LED pointer on top: 20 lm
- Small and compact

Up to every inspection job

- Water and dust-proof: IP54
- Shock-resistant housing
- 11-hour battery autonomy



PEN20

High-quality LUXEON® LED rechargeable compact lamp

LPL42X1



High-quality white LED light

- Defeat darkness with bright and soft natural light
- High-quality LUXEON® LED light up to 200 lumen
- Lights up a large work area with 80° wide beam angle

Ultra-durable battery

- New battery lasts 5x longer than most rechargeable batteries
- Up to 4.5 hours of continuous light after 2-hour charge

High-resistance

- Robust casing is impact resistant to the IK07 standard
- Resistant to water and dust to IP54 standard
- Highly resistant to chemicals and workshop solvents

Hands-free lighting

- Work hands-free with built-in 80° swivel hook and magnet



Display also available

PEN20



Penlight Premium

High-power LUXEON® Rebel LED lamp in a compact format

LPL28RECHX1



Comfortable light for fatigue-free work

- High-power LUXEON® LEDs with 145 lm light output
- Natural white light of 6000 K
- Homogeneous, wide beam

See what remains hidden to others

- Strong LED pointer of 120 lm
- Robust, comfortable and hands-free

Rotatable clip holder with integrated magnet

- Robust aluminium housing with soft grip

Fast charging and consistent light output

- Latest battery technology delivers a great battery life
- Up to 6-hour battery autonomy



Philips RCH6

The Philips RCH6 LED inspection lamp is designed for all quick inspection jobs. Its compact design and 130 lm strong light makes it extremely versatile. And the headband (supplied) allows full hands-free lighting.

RCH6

RCH6

Compact pocket
& head lamp

LPL38X1



Pocket & head dual function

- Revolutionary design with pocket & head dual application
- 90° pivoting headlamp
- Strong magnet on the back and headband for hands-free use
- Find-Me red light when in stand-by mode

Superior bright light

- Defeat darkness with soft natural light
- High-power Philips LED light up to 130 lumen (Boost) - 70 lm (Eco)
- Wide beam angle: 90°

Ultra- durable and fast charging battery

- New advanced battery - Long autonomy & super-fast recharge
- 5x longer battery lifetime

High resistance

- Resistant to impacts & solvents - IK07 & IP54

RCH10

Cordless professional
lighting tool

LPL20X1



Superior bright light

- White LED light - 150lm
- Wide beam angle: up to 120°

Robust and resistant

- Robust protective housing: IP54 and IK07

Hands-free lighting

- Cordless, with rotating hook
- Easy-opening cap with strong magnet



New

RCH19
Ultra slim
rechargeable lamp
LPL46X1



Ultra slim and versatile lamp

- 180° rotating lighting module
- Hands-free: 360° retractable hook and strong magnet
- Up to 7 hours autonomy in Eco mode
- Fast recharge – 3 hours

Superior bright light

- Boost mode light output – up to 250 lumen
- 90° wide beam angle
- Bright natural light – 6,000 K

Robust design for workshop environment

- Strong impact resistance – IK07
- Chemical and workshop solvents resistance





RCH21S

Robust rechargeable lamp
with docking station

LPL47X1

New



Improved robustness with unbreakable design

- Robust housing and rubber grip for strong impact resistance – IK08
- Water, dust & solvents high protected – IP65
- Chemical and workshop solvents resistance

High-quality white LED light

- High-quality LUXEON LED light: 300 lm Boost and 120 lm Eco
- 90° wide beam angle
- Natural white light – 6,000 K

Ultra-durable lithium battery

- 5x longer lifetime than standard lithium battery – up to 1,500 recharge cycles
- Long autonomy – up to 6 hours in Eco mode
- Super-fast recharge within less than 2 hours

Handy and versatile

- 90° rotating lighting module
- Rubber grips for good pick-up
- Hands-free: 360° retractable hook and strong magnet
- Find-Me red light when in stand-by mode

RCH21S



RCH31UV

RCH31UV

UV light leak detector

LPL34UVX1



High power white LED light

- High-power LED light: 350 lm Boost & 150 lm Eco
- Wide beam angle: 90°
- UV light leak detector

High resistance

- Strong impact resistance - IK07
- Water, dust & solvents protected - IP54

Ultra-durable battery

- 5x longer lifetime with new battery
- Long autonomy – 8 hours
- Super-fast recharge – 2.5 hours

Handy and versatile

- 90° flexible light module
- Hands-free: 360° retractable hook & strong magnet
- Find-Me red light when in stand-by mode



CBL10

Professional lighting tool

LPL35X1



High power white LED light

- High power LED light: 330 lumen
- Wide beam angle: 120°

High resistance

- Resistant to chemical & workshop solvents
- Strong impact resistance -IK07
- Water & dust protected -IP54

Compact & hands-free lighting

- 5m cable and 360° retractable hook



CBH51

CBH51

Hybrid LED bonnet lamp

LPL45X1



Versatility

- Cable or cordless usage
- Integrated telescopic mounting, stretched from 1.1 to 1.8 meters
- 360° hooks with foam pads
- 5,5hrs / 3hrs autonomy

High-quality white LED light

- Boost mode, up to 1,200 lumen
- 120° wide beam angle
- Bright natural light of 6,000 K

Enhanced robustness


- Strong impact resistance - IK07
- Water and dust-protected - IP54
- Chemical and workshop solvents resistance
- 5 meter robust cable for tough workshop environments

See better, work better with MatchLine daylight.

True color match, designed for pros.

Philips MatchLine provides powerful white light, high color rendering index and 6000K true daylight color temperature. This means with the MatchLine, you can work on your paint, polish, cleaning or prep-zone as if you were working outdoors on a bright sunny day.

And the lamp is not only designed to provide you with clearer vision; the softer white light is also gentler on your eyes, reducing fatigue as you work.




What is the color rendering index?

The effect of a light source on color appearance is expressed in the color rendering index (CRI), on a scale of 0-100. Natural outdoor light has a CRI of 100 and is used as the standard of comparison for any other light source. The higher the Color Rendering Index (CRI), the easier it is to identify the right color.

Fitted with Lumileds LUXEON® LEDs, the Philips MatchLine PJH20 delivers light of CRI 92, perfect for color recognition.

Philips MatchLine range comes with two products and accessories to provide different lighting solutions for car painters.



See all details and colors
as in white daylight

Philips MatchLine white light

Others' yellow light



MDLS CRI 3-module multi-directional color check lamp

LPL403MODX1



1500/750
Lumen



Spare single module
is also available.

Perfect for quick **color checks** and larger paint jobs, the **Philips MatchLine MDLS CRI** is an all-in-one LED work light. Powerful white light from 3 separate modules gives **360° control of light** for true color matching and a superior finish.

It is also a great tool for garage repair works!

True daylight match

- Easily match colors as if you were working in daylight
- CRI 92: best for tasks requiring the most accurate color match

Powerful light output

- Two-step light output: 1500lm (Boost) / 750lm
- 360° complete light coverage
- Matte filter

New advanced battery

- Advanced rechargeable battery provides 5x the charges*

High resistance & versatile

- IK07 impact resistant
- IP54 water, dust and chemical resistant
- Clamping hook and magnet
- Dimensions of the 3-module packaging: 16.2 x 14.7 x 34 cm

*1500 charging
cycles instead of
standard 300







LED color check projector PJH20

LPL39X1

The **Philips MatchLine PJH20** LED work lamp is perfect for quick **color checks** and larger paint shop work. Two bright light modes will help you **achieve a quality finish**. And you can easily switch between **battery and cable** power sources.

It is also a powerful lighting tool for other repair and maintenance works!

True daylight match

- Easily match colors as if you were working in daylight
- CRI 92: best for tasks requiring the most accurate color match

Powerful light output

- Two-step light output: 2300lm (Boost) / 1200lm
- 90° wide beam angle
- Matte filter to reduce glare

New advanced battery

- Easily switch between rechargeable and cabled power source

High resistance & versatile

- IK09 impact resistant
- IP67 water, dust and chemical resistant
- Mountable on tripod

Tripod compatible with MDLS CRI and PJH 20.



Compare our full range of professional inspection lamps



	HDL10	Penlight Professional	PEN20	Penlight Premium	RCH6	RCH10	RCH19	RCH21S	RCH31UV	CBL10	CBH51	MDLS CRI	PJH20 CRI
Light output (Lumens)	50/100 lm	130 lm	100/200 lm	145 lm	70/130 lm	150 lm	120/250 lm	120/300 lm	150/350 lm	330 lm	500/1200 lm	750/1500 lm	1200/2300 lm
Beam angle	50°	40°	80°	80°	90°	120°	90°	90°	90°	120°	120°	360°	90°
Boost mode (Lumens)	100 lm	-	200 lm	-	130 lm	-	250 lm	300 lm	350 lm	-	1200 lm	1500 lm	2300 lm
Pointer (Lumens)	-	20	-	120	-	-	-	-	-	-	-	-	-
Color temperature (Kelvin)	6000	6000	6000	6000	6000	6000	6000	6000	6000	6000	6000	6000	6000
Number of LEDs	5+1	6+1	4	4+1	3	6	6	6	8	12	32	7	48
UV light	-	-	-	-	-	-	-	-	✓	-	-	-	-
Impact protection rating (IK)	-	-	IK07	IK07	IK07	IK07	IK07	IK08	IK07	IK07	IK07	IK07	IK09
Ingress protection rating (IP)	IPX4	IP54	IP54	IP54	IP54	IP54	IP20	IP65	IP54	IP54	IP54	IP54	IP67
Rechargeable	-	-	✓	✓	✓	✓	✓	✓	✓	-	✓	✓	✓
Charging time (hours)	-	-	<2 hrs	2 hrs	1 hr	4 hrs	< 3 hrs	< 2 hrs	2.5 hrs	-	< 2 hours	1 lamp 1 h / 3 lamp 2 hrs	3.5 hrs
Operating time (hours)	up to 10 hrs	up to 11 hrs	2 hrs / 4.5 hrs	up to 6 hrs	2 hrs / 4 hrs	up to 5 hrs	4 hrs / 7 hrs in boost / eco mode	3.5 hrs / 6 hrs in boost / eco mode	up to 8 hrs	-	3 hrs / 5.5 hrs in boost / eco mode	1 hrs / 2.5 hrs	2 hrs / 4 hrs
USB plug	-	-	-	✓	✓	-	✓	✓	✓	-	-	-	-
Cable (meters)	-	-	-	-	-	-	1 m	1 m	-	5 m	5 m	-	5 m
Holder	clip holder	clip holder	clip holder	clip holder, 80° rotatable	headband	360° rotatable hook	360° rotatable hook	360° rotatable hook	360° rotatable hook	360° rotatable hook	360° rotatable hook	hook	-
Magnet	-	-	✓	✓	✓	✓	✓	✓	✓	-	✓	✓	-
Power consumption (Watt)	1.6 W	1.6 W	1.8 W	5 W	2 W	2.5 W	3 W	3 W	3 W	5 W	10 W	5 W	20 W
Operating line voltage	4.5 V	4.5 V	100-240 V	100-240 V	100V-240 V	100-240 V	3.65 V	3.2 V	100-240 V	100-240 V	3.7 V	3.2 V	8.4 V
Operating temperature	0-40°C	0-40°C	-20-60°C	-10-50°C	-20-50°C	-10-40°C	0 - 40°C	0 - 40°C	-20-50°C	-10-50°C	10 - 40°C	lamp -20-60°C	lamp -20-60°C
Product weight	115 g	70 g	93 g	90 g	80 g	180 g	215.5 g	210.5 g	270 g	545 g	835 g without cable / 1300 g with cable	1797g without adaptor (1 lamp 223g)	1.35 kg



CBL10



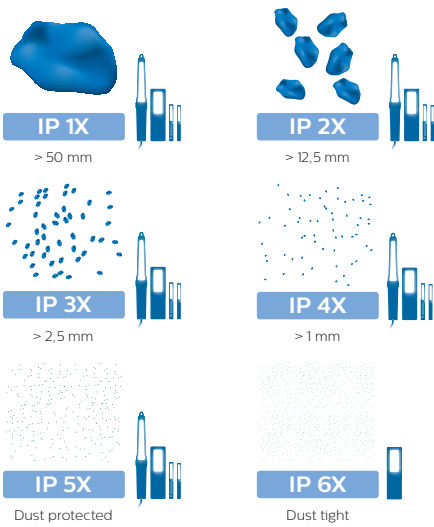
RCH21S



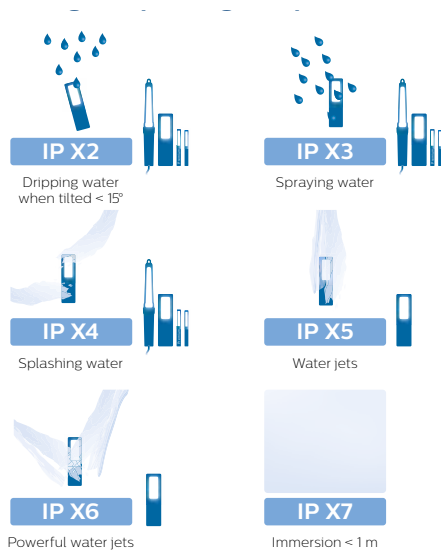
IP Ingress Protection

Degree of protection provided against the intrusion of solid objects, dust, accidental contact and water in electrical equipment.

1st digit: solid particle protection

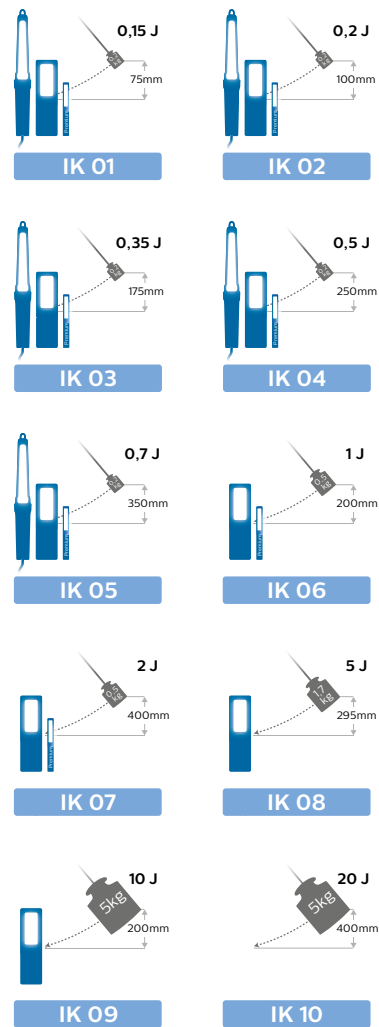


2nd digit: liquid ingress protection



IK Impact Resistance

Degree of protection provided by enclosures for electrical equipment against external mechanical impacts.





RCH21S



RCH10

Ordering information

Product Name	Ordering Number	Plug	GOC	EAN1	EAN3	Packaging Quantity
HDL10	LPL29B1	-	39360631	8727900393606	8727900393699	6
Penlight Professional	LPL19B1	-	38819031	8727900388190	8727900388206	6
PEN20	LPL42X1	-	39631731	8727900396317	8727900396324	6
PEN20 counter display	LPL42XD	-	39671366	8727900396713	8727900396720	1
Penlight Premium	LPL28RECHX1	EU	39220394	8727900392203	8727900392210	4
RCH6	LPL38X1	EU	39607231	8727900396072	8727900396089	6
RCH10	LPL20X1	EU	39060531	8727900390605	8727900390612	6
RCH19	LPL46X1	EU	39823631	8727900398236	8727900398243	6
RCH21S	LPL47X1	EU	39841031	8727900398410	8727900398427	6
RCH31UV	LPL34UVX1	EU	39419131	8727900394191	8727900394207	6
CBL10	LPL35X1	EU	39421431	8727900394214	8727900394221	6
CBH51	LPL45X1	EU	39732131	8727900397321	8727900397338	6
PJH20	LPL39X1	EU	39609631	8727900396096	8727900396102	6
PJH20 TRIPOD	LPL43X1	-	39634833	8727900396348	8727900396355	2
MDLS	LPL403MODX1	EU/UK	39627066	8727900396270	8727900396287	1
MDLS Spare	LPL41SPAREX1	-	39629433	8727900396294	8727900396300	2

www.philips.com/matchline

Visit our website www.philips.com/automotive

