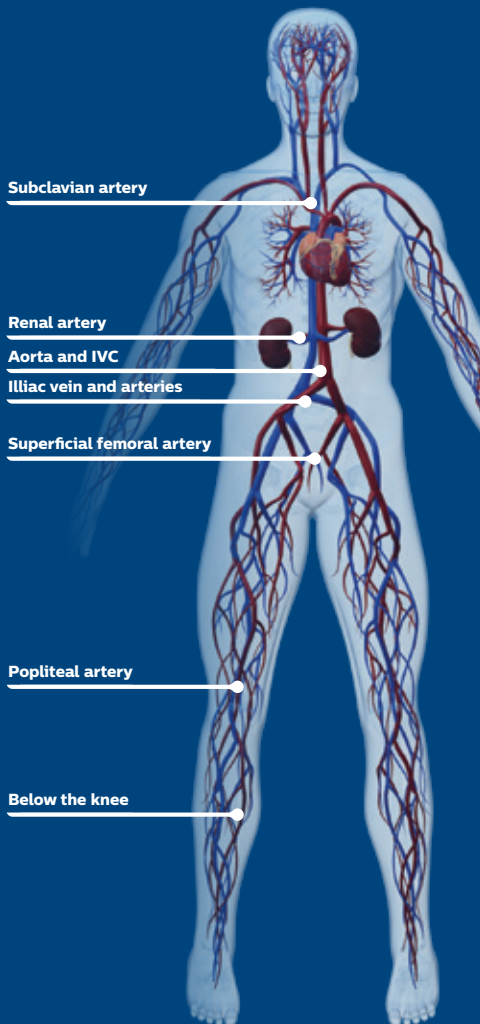


PHILIPS

Peripheral

A full line of
peripheral IVUS catheters
to help guide your
treatment strategies

Choose your catheter
based on imaging diameter
and wire compatibility needed



Visions PV .035 catheter

with centimeter markers

0.035" guide wire compatible

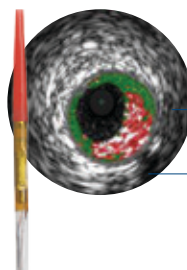
60 mm max imaging diameter



Visions PV .018 catheter

0.018" guide wire compatible

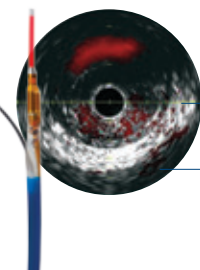
24 mm max imaging diameter



Visions PV .014P RX catheter

0.014" guide wire compatible

20 mm max imaging diameter



Pioneer Plus catheter

0.014" guide wire compatible

20 mm max imaging diameter

IVUS allows assessment of:

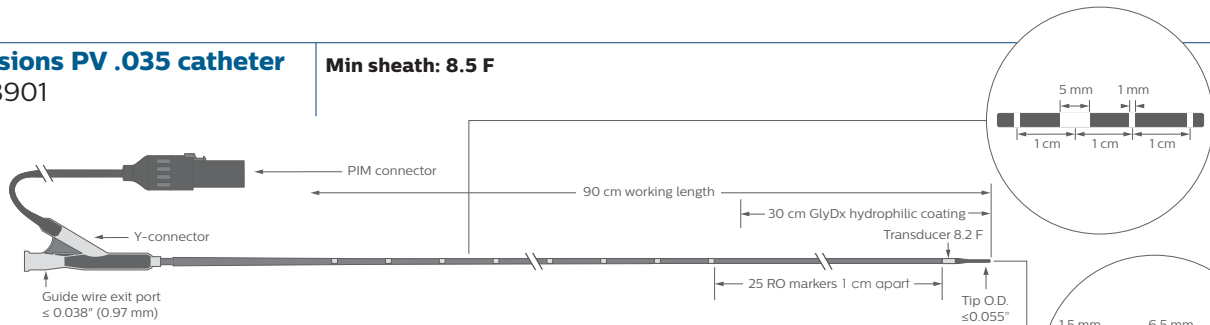
- % Stenosis
- Length of stenosis
- Location of side branches (without using contrast)
- Calcium and thrombus
- Dissection
- Completeness of treatment
- Real time vessel diameters
- Position of wire in true or false lumen

Ordering information and technical specifications

Visions PV .035 catheter

88901

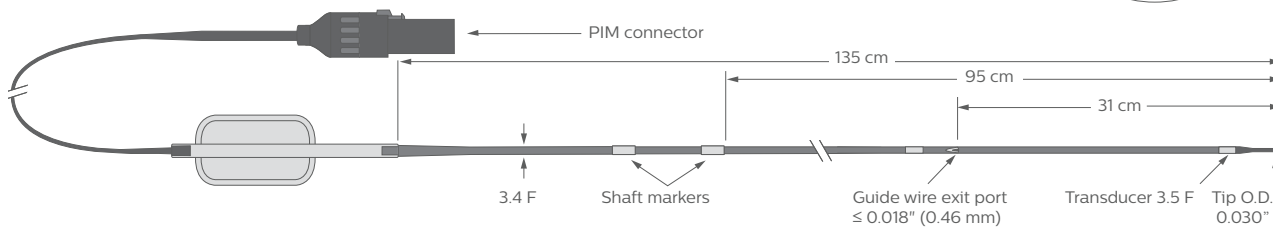
Min sheath: 8.5 F



Visions PV .018 catheter

86700

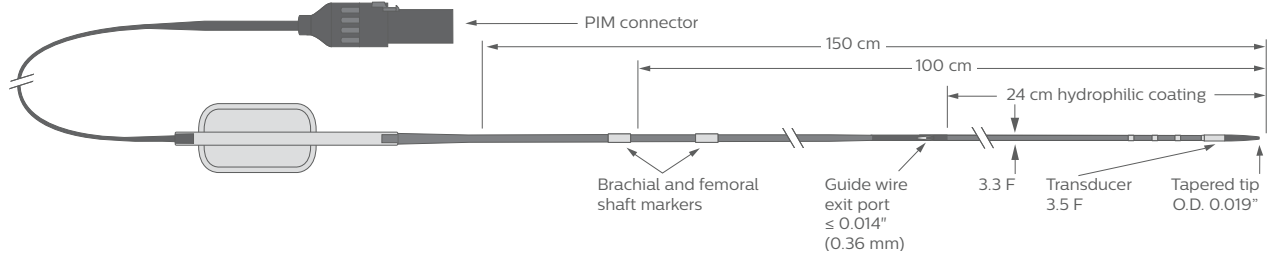
Min sheath: 6 F



Visions PV .014P RX catheter

014R

Min sheath: 5 F



Pioneer Plus catheter

PPLUS120

Min sheath: 6 F

