

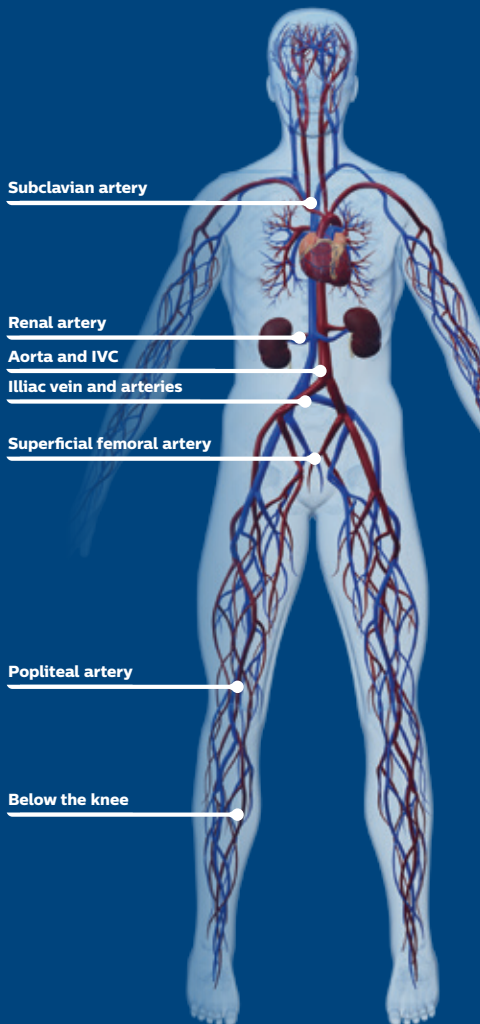
PHILIPS

VOLCANO

Peripheral

A full line of peripheral IVUS catheters to help guide your treatment strategies

Choose your catheter
based on imaging diameter
and wire compatibility needed



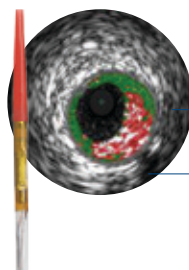
Visions PV .035 catheter
with centimeter markers

0.035" guide wire compatible
60 mm max imaging diameter



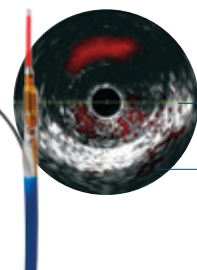
Visions PV .018 catheter

0.018" guide wire compatible
24 mm max imaging diameter



Visions PV .014P RX catheter

0.014" guide wire compatible
20 mm max imaging diameter



Pioneer Plus catheter

0.014" guide wire compatible
20 mm max imaging diameter

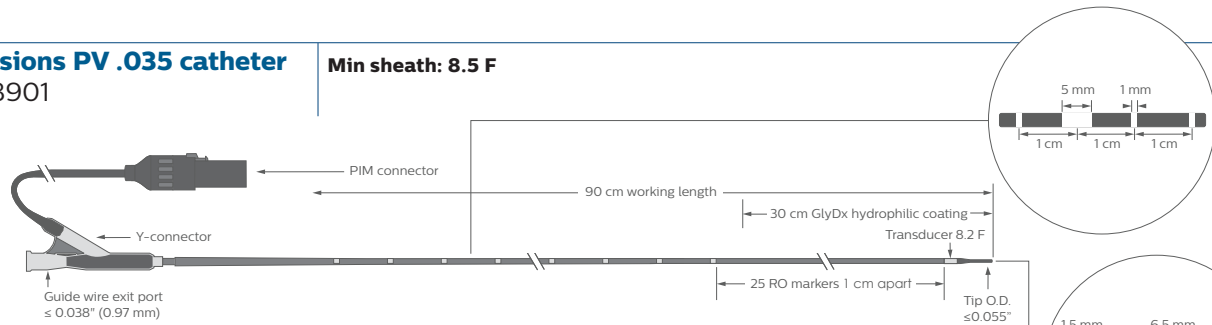
IVUS allows assessment of:

- % Stenosis
- Length of stenosis
- Location of side branches (without using contrast)
- Calcium and thrombus
- Dissection
- Completeness of treatment
- Real time vessel diameters
- Position of wire in true or false lumen

Ordering information and technical specifications

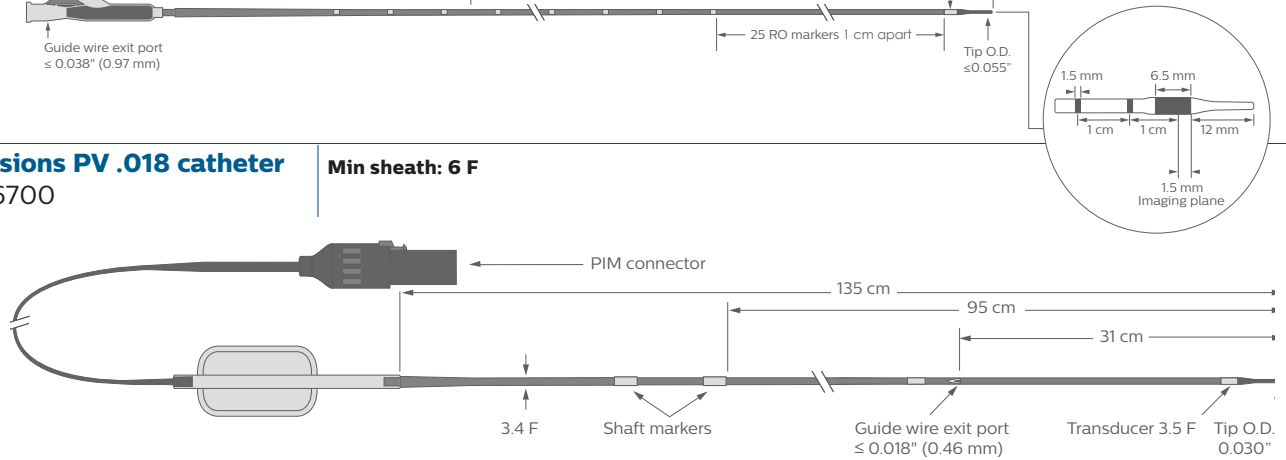
Visions PV .035 catheter
88901

Min sheath: 8.5 F



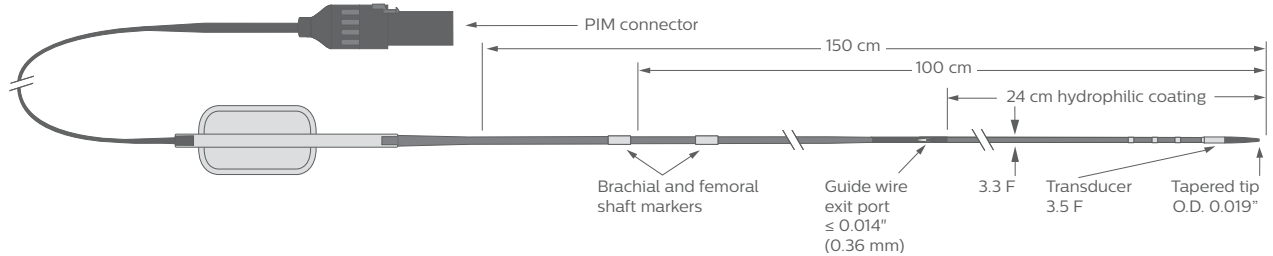
Visions PV .018 catheter
86700

Min sheath: 6 F



Visions PV .014P RX catheter
014R

Min sheath: 5 F



Pioneer Plus catheter
PPLUS120

Min sheath: 6 F

