



PHILIPS

Enterprise Imaging

A truly enterprising tomorrow

Introducing Philips IntelliSpace
Enterprise Imaging Solution

A comprehensive solution to meet your
evolving needs, today and tomorrow

IntelliSpace Enterprise Imaging Solution includes the products IntelliSpace Radiology 4.5, IntelliSpace Universal Data Manager 2.1, IntelliSpace Radiology Workspace Solution 3.1

Increased clinical demands and image data management complexity —shared challenges we all face


In today's rapidly changing healthcare environment, managing image data is more challenging than it's ever been before.

Institutions face myriad complexities:

- Increasing data **volume**, **variety**, and **size**
- **Frustration** and **confusion** around system integration
- Data **vulnerability**
- **Shrinking** resources
- **Constant** mergers and acquisitions
- **Added complexity** from multiple data sources
- **Data breaches**
- **Delivering** contextual clinical information to providers
- **Challenging** clinical workflows
- **Move** to value-based care with lower reimbursements



IntelliSpace Enterprise Imaging Solution meets your healthcare system's present and future needs



Connected

by streamlining connections among your teams, departments and locations across the care continuum



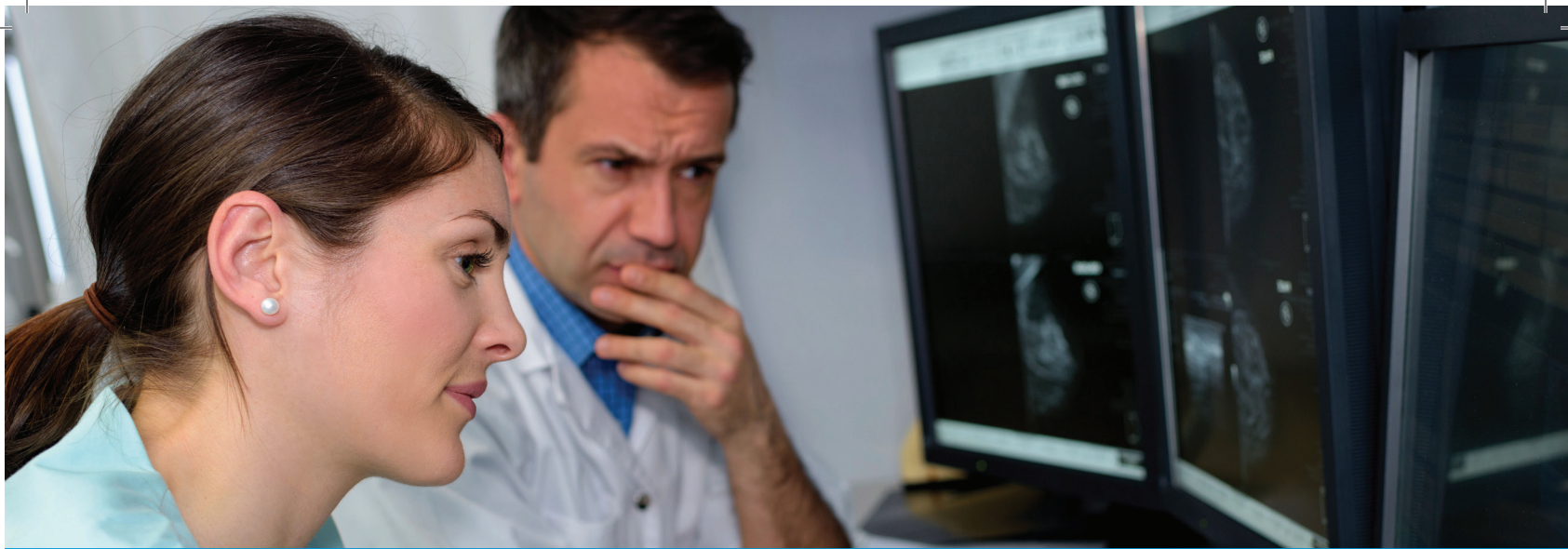
Secure

through robust security with an intuitive workflow—vitaly important in the face of today's increasing complexity and risk



Intelligent

enables decisions with relevant clinical tools, and optimized IT system



Optimized imaging productivity with **IntelliSpace Radiology**

IntelliSpace Radiology is the clinical user interface designed to optimize the impact radiologists have on patient care. It delivers five simple, singular benefits in the critical areas of **speed, productivity, flexibility, collaboration** and **reliability**.

- Easier access to commonly used tools
- Improves efficiency and productivity
- Measurement and annotation improvements
- Expanded SR reporting (encapsulated PDF, X-ray dose SR, Basic Text SR)
- Quick and easy viewing of Structured Reports
- Line ratio tool
- Patient look-up improvements 2D to 3D



Speed that helps you stay ahead

There's no question about it: IntelliSpace Radiology works fast. Within seconds, it delivers the diagnostic-quality images clinicians need:

- **First image of any study arrives in 3 seconds or less**
- **Optimized loading of prior studies**

Clinicians also have rapid access to imaging history through the IntelliSpace Radiology timeline:

- **Simple “at-a-glance” overview of patient imaging history**
- **Allows clinicians to access prior studies just as quickly as new ones**
- **Clinical information delivered anywhere, anytime**

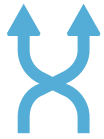


Productivity enhanced through simple, intuitive touch points

IntelliSpace Radiology features a web-based application designed by clinicians, for clinicians. The application:

- **Features clinical enterprise workflow solutions such as:**
 - **Full range of enterprise workflow solutions**
 - **Quick, convenient access to routine functions**

Routine functions can be quickly and conveniently accessed as well, helping enhance workflow. For example, a specialized mammography keypad is backlit for ease of use in dark reading environments.



Flexible workflow to enhance clinical decision-making

The communication and workflow capabilities of IntelliSpace Radiology provide access to relevant, multimodality information from virtually anywhere in your enterprise, at any time:

Images can be delivered on almost any type of device across your enterprise, and even beyond it

- Zero footprint with web-based viewer HTML5-compliant browser support
- Access to DICOM and non-DICOM images

Clinicians benefit from easy access to specialized workflows, enterprise information systems, and more

- Easy access to specialized workflows
- APIs allow for easy integration

For those customers with third-party archives who value fast, familiar, and clinically rich viewing capabilities

- IntelliSpace Radiology can serve as the main clinical user interface
- Facilitates efficient workflow management



Collaboration streamlined for enhanced patient care

IntelliSpace Radiology helps improve clinician workflow and patient care by allowing for clear and collaborative multimodality review. It unleashes capabilities for cross-sectional modalities and advanced mammography on a single reading workstation. And it offers key features such as iSyntax[®] technology, which brings full, advanced rendering performance to clinicians without adding any extra complexity. IntelliSpace Radiology Workspace Solution offers intelligent workflow and collaboration tools to enhance radiologist efficiency.

- Reconciliation
- Peer review
- Critical findings
- Communication
- Offline communication



Reliable performance you deserve

In today's healthcare environment, you need reliable performance from a front-end image data management system. IntelliSpace Radiology delivers by:

Guaranteeing up to 99.99% uptime for image availability throughout your total healthcare enterprise

Maintaining the **confidentiality, integrity, and availability** of your patient data

Keeping patient privacy and safety at the heart of patient care, with encryption of data at rest and in transit

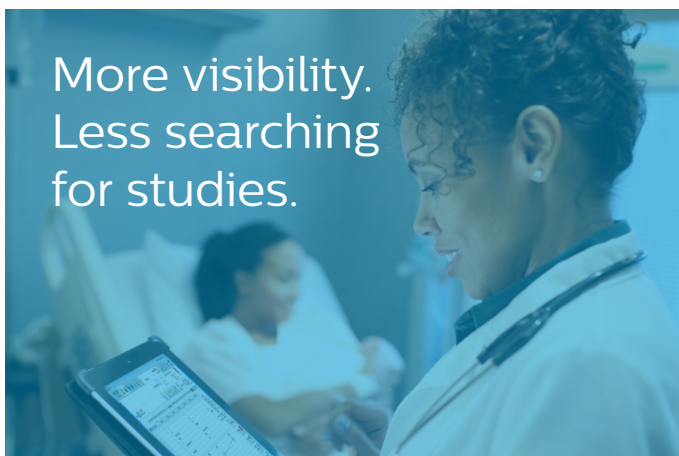
Anonymization of **patient record for export**

*Based on mathematical representations of images called wavelets, iSyntax allows just-in-time delivery of image data for quick access. Diagnostic-quality images are delivered over limited-bandwidth networks.



IntelliSpace Radiology Workspace Solution

A new approach to radiology workflow

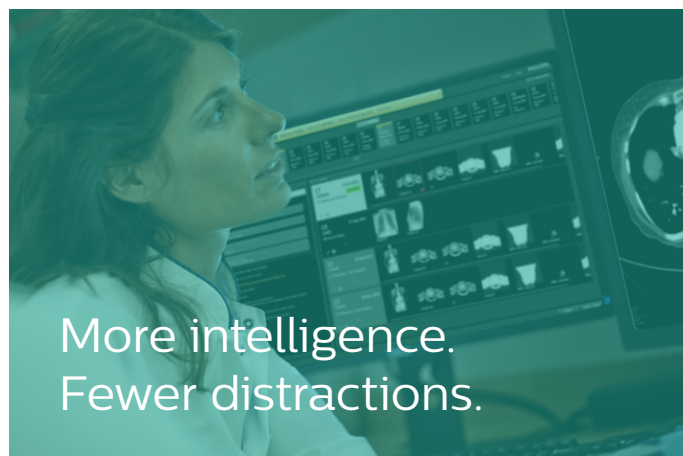


More visibility.
Less searching
for studies.

Dynamic Worklists with Exam Guardian

The IntelliSpace Radiology Workspace Solution automates routine functions that consume radiologists' time, and removes subjectivity from reading order selection with **Dynamic Worklists and Exam Guardian**—so your department can better serve referrers and meet service level agreements. Your metrics and goal monitoring is easily visible on your **Workflow Cockpit**. This enables you to:

- Meet clinical goals
- Better serve referrers, and meet service level agreements
- Enhance departmental efficiency and productivity



More intelligence.
Fewer distractions.

Enabling radiologists to more efficiently orchestrate their workflow

As more clinical information is captured through digital images, radiologists “see” more of patients than ever before, and can be significant players in supporting patient care. Our unique approach transforms radiology reading from a collection of discrete studies to a vehicle for insight into multiple levels of a patient's health. We've also made it **even easier to find the information you need** so that you can **increase your role in supporting patient care**.

- Multidimensional patient history timeline
- Smart filters quickly identify the most relevant priors
- Easily find the information you need
- Increase your role in supporting patient care



Enable true Enterprise Imaging with **IntelliSpace Universal Data Manager**

IntelliSpace Universal Data Manager allows you to deliver outstanding care with no compromise in clinical data management. It too delivers five singular benefits: **scalability, interoperability, performance, universality and security.**



Scales efficiently to control costs as you grow

IntelliSpace Universal Data Manager handles your enterprise's expanding needs every step of the way, including:

Large data sets

- Organizes millions of images from multiple sources
- Quickly delivers images to virtually any clinician throughout your health network

Large archive sizes

- On-premise archive efficiently scales to your needs

As-long-as-you-need-it storage

- Clinical Image Lifecycle Management (CILM) lets you choose the length of time images are stored in the archive—it's entirely up to you

Full Cost Transparency

- Our unique managed service model is based on pay-per-use—so you only pay for the studies and volumes that you archive and use
- Our fee-per-study (FPS) pricing is based on the total volume commitment—so the more total studies you do with us over the life of the contract, the lower the FPS



Interoperable with your investments today—and tomorrow

Future-proof, open and standards-based solutions with IntelliSpace Universal Data Manager integrate elegantly with both your existing and prospective investments. The system keeps you ahead of the curve with its utilization of a new range of industry-standard interfaces.

IntelliSpace Universal Data Manager also leverages DICOMweb™ services and IHE profiles to better manage the data:

WADO-RS

- Receive studies in DICOM format
- Allows for better interaction and interoperability with other systems

STOW-RS

- Store DICOM data quickly over the web
- Enhances productivity

QIDO-RS

- Allows other systems to query for DICOM objects/studies

IHE profiles

- Support for 12 IHE profiles, including XDS



Performant, so you can keep up with ever-increasing volumes, varieties, and file sizes

IntelliSpace Universal Data Manager improves the speed of your imaging data access and works blazingly fast—no single point of failure allows access to images at anytime. We maintain system peak performance with remote monitoring and proactive optimization. CILM pre-fetching facilitates access to main exams and prior imaging studies to support cross-reading for remote locations.

- No single point of failure assures access to images at anytime
- We maintain system peak performance with remote monitoring and proactive optimization



Universal access to all images for a comprehensive medical imaging record

By centralizing access to all your medical imaging records, IntelliSpace Universal Data Manager helps contribute to a more complete overall medical imaging record for your organization. It manages both traditional diagnostic images and non-ordered images, and connects them to the patient record. Plus, non-DICOM services that comply with additional XDS standards.

All of these images are available in a unified patient timeline, providing you with a holistic view of a patient’s imaging history in a vendor-neutral way.



Secures your data for confident control of clinical imaging

Because it utilizes QIDO-RS, WADO-RS and STOW-RS, all of which are encrypted by design, IntelliSpace Universal Data Manager stores and delivers DICOM data with no additional security measures needed. It also:

Automatically stores data in the Cloud for disaster recovery

Encrypts data at rest and in transit for confidentiality, integrity, and availability of patient data maintenance

Highly available, and geo-dispersed active/passive deployments with zero data loss and 15 minutes or less down time

Supports Active Directory integration to ease user management and applies established corporate user access policies and privileges





Outstanding care delivery starts with the right partnership

Philips Enterprise Imaging is a platform that combines deep clinical expertise with technological innovation and close partnership to securely connect patients, care teams, and data across entire health systems.



Discuss with our consulting experts and share your vision today.

IntelliSpace Enterprise Imaging Solution includes the products IntelliSpace Radiology 4.5, IntelliSpace Universal Data Manager 2.1, IntelliSpace Radiology Workspace Solution 3.1



©2018 Koninklijke Philips N.V. All rights are reserved.
Philips reserves the right to make changes in specifications and/or to discontinue any product at any time without notice or obligation and will not be liable for any consequences resulting from the use of this publication. Trademarks are the property of Koninklijke Philips N.V. or their respective owners.

www.philips.com/healthcare
4522 9914 0761 · December 2018