




Inspire today's
work place
with light



PHILIPS

One office Individually tailored





Philips lighting systems enable businesses to achieve diverse goals.


Offices have changed over the years. Once single-use spaces, offices are now often multi-use facilities that depend on the availability of sophisticated and dynamic resources – especially lighting. Organisations must work harder than ever to support many different activities and many different types of workers.

Today, office designers and managers increasingly focus on employee productivity and well-being, in addition to energy and operational efficiency. Philips lighting systems enable businesses to achieve these diverse goals. Controls and connectivity mean that lighting can be personalised at an individual level, while at the same time reducing energy use and lowering maintenance costs. With the push towards sustainable, green buildings, the right lighting also supports sustainability goals while improving the working environment for those in the office.



Location:
Edge, Amsterdam,
The Netherlands

At The Edge, a state-of-the-art Philips connected lighting system helps create a more comfortable, productive, and sustainable environment.



Office Life with Connected Lighting

The Philips connected lighting system for offices is an innovative new system that, in addition to illuminating the office with high quality and energy efficient LED lighting, also uses the omnipresent nature of lighting infrastructure to gather information about how a space is being used, and to provide information and services to the people using it.

Together, Philips' intelligent fixtures and sophisticated system management software enables building owners to receive comprehensive real-time and historical views of a building's usage and activity, allowing them to optimise energy

efficiency while giving office workers a high degree of comfort and control over their environment.

Philips' connected lighting extends the role of a building's lighting infrastructure to serve not only for illumination, but also as a pathway for information and data. Connected lighting enables people to connect — to each other, to the spaces they work and live in, that they can personalise according to their preferences; and to information that is relevant to them in a particular location. Light can be personalised according to individual preferences. Light can be delivered only where and when it's needed.



The advantages of LED White Light for offices

LED lighting systems today offer a considerable number of advantages over conventional systems, especially when it comes to white indoor lighting applications. Despite being a relatively new technology, LED lighting sources already equal and, in many cases, surpass conventional lighting sources. So whether you are looking for increased efficiency, quality, or energy savings, you will find the answer in our LED white lighting solutions.

Flexibility

- LED fixtures can be digitally controlled for maximum efficiency and flexibility, making the use of LED white light in the office perfectly customisable to the needs of its users. LED fixtures offer a broad range of colour temperatures which can be varied with lighting controls.
- Tunable white light LED fixtures can produce ranges of colour temperatures without gels or filters. Tunable white light is ideal for illuminating changing displays and for alternating the mood of space such as different morning or evening lighting schemes.
- Lighting fixtures using white LED are available today with CRI (Colour Rendering Index) which is 80 or better – meaning that they are appropriate for the vast majority of applications. This is especially appropriate since most offices demand a high colour fidelity, with a minimum CRI of 80.

Efficient and easy to use

- LED lighting can be five times more efficient than incandescent and halogen sources and are comparable or have better efficacy to Compact Fluorescent Lamps (CFL). LED sources continue to improve to match or better the energy efficiency of fluorescent tubes.
- LED lighting fixtures are directional, throwing light only where it is needed, with a smaller light source than CFLs, allowing more efficient optics and better control of light.
- Well-designed LED lighting systems offer ease and flexibility of installation – low-profile fixture housings and conventional wiring.
- LED lighting fixtures are instant-on, meaning no warm-up time is required and that they are unaffected by power cycling and dimming, allowing maximum comfort for all office users.

Cool Beam

- LEDs do not emit infrared radiation or harmful UV rays. Therefore, they can be installed near people and materials, and in tight spaces where conventional sources could be dangerous.
- Though LED fixtures do generate heat, the beam of light from an LED fixture is actually cool. LED fixtures with well-designed thermal management features, manufactured by reputable companies and brands, can effectively shield users from excessive or harmful heat.

Office Lighting Solutions

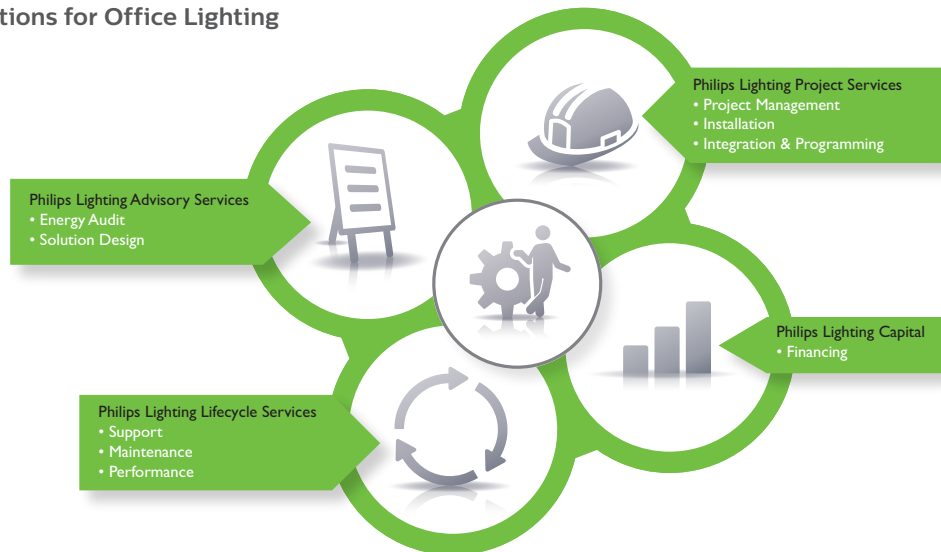
State-of-the-art lighting technology minimises energy use and carbon emissions so your business saves money. Not only that, the improved light quality means your interior environment is also optimised.

There are four different levels to choose from for energy savings – straightforward lamp replacement, upgrading lighting gear, luminaire replacement with no renovation required, and total lighting systems with controls. Philips can provide a customised package of lamps, luminaires, controls and Lighting Services, matched according to specific customer needs.

Lighting Services

Combine our innovative lighting solutions with our supporting lighting services, to acquire a state-of-the-art lighting solution for your business.

* Philips Solutions for Office Lighting



Advisory Services

We can provide clear insight into your current lighting systems, as well as the possibilities and benefits that new lighting systems could offer in terms of energy efficiency, and sustainability. The services include Energy Audits at a variety of different levels, and also Solution Designs to make the potential solutions clear, concrete and achievable.

Project Services

Now you no longer have to deal with a wide variety of different parties to make a state-of-the-art lighting solution a reality. Philips Lighting can take on complete project management, installation, integration, and programming – either on our own or in collaboration with your preferred suppliers.

Lifecycle Services

We help ensure that outstanding, high-performance lighting solutions stay that way for many years to come. Our Support, Maintenance, and Performance Services help future-proof your new lighting systems.

Philips Lighting Capital

We offer a transparent and cash-flow friendly payment programme that makes it possible to acquire an outstanding lighting solution right away, even if you are on a restricted budget. Our payment programme can cover all project costs except Lifecycle Services, with payment spread over time in line with your carefully pre-calculated energy savings and/or cash-flow profile. The goal? To help you achieve a positive cash-flow, starting from day one.

Building blocks

Aside from solutions and services, Philips Lighting offers customers the outstanding products that are the nuts and bolts of a total lighting solution. These include the latest in sustainable, energy-efficient lamps, luminaires, highly intelligent controls, and smart software that pulls it all together.

Offices content overview

Our office products can add value in many different ways throughout your building – from reception areas to meeting rooms and corridors. On the following pages you will find total solutions for seven typical areas of an office. The products shown are only a small selection of what is available for that particular application.



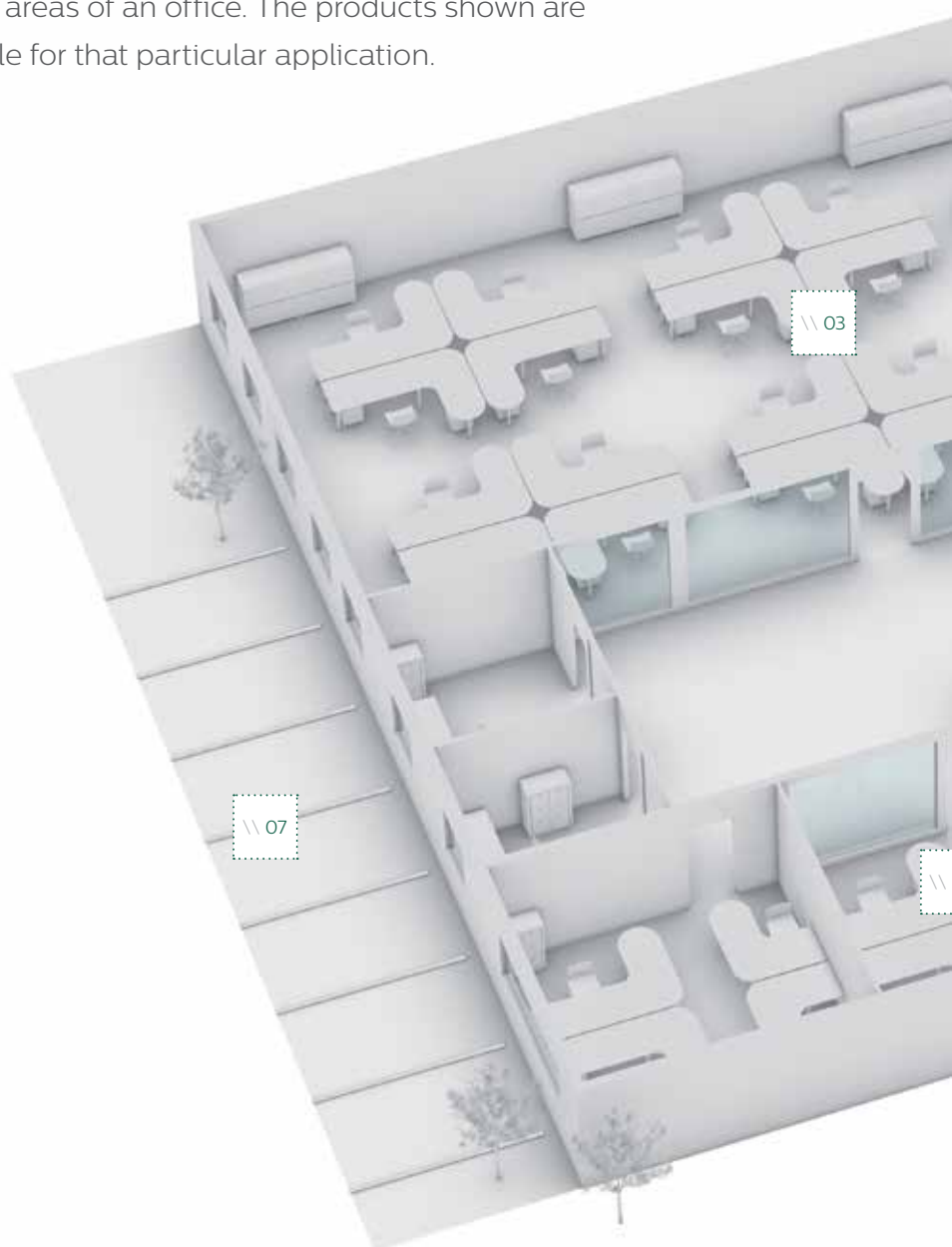
01. Reception

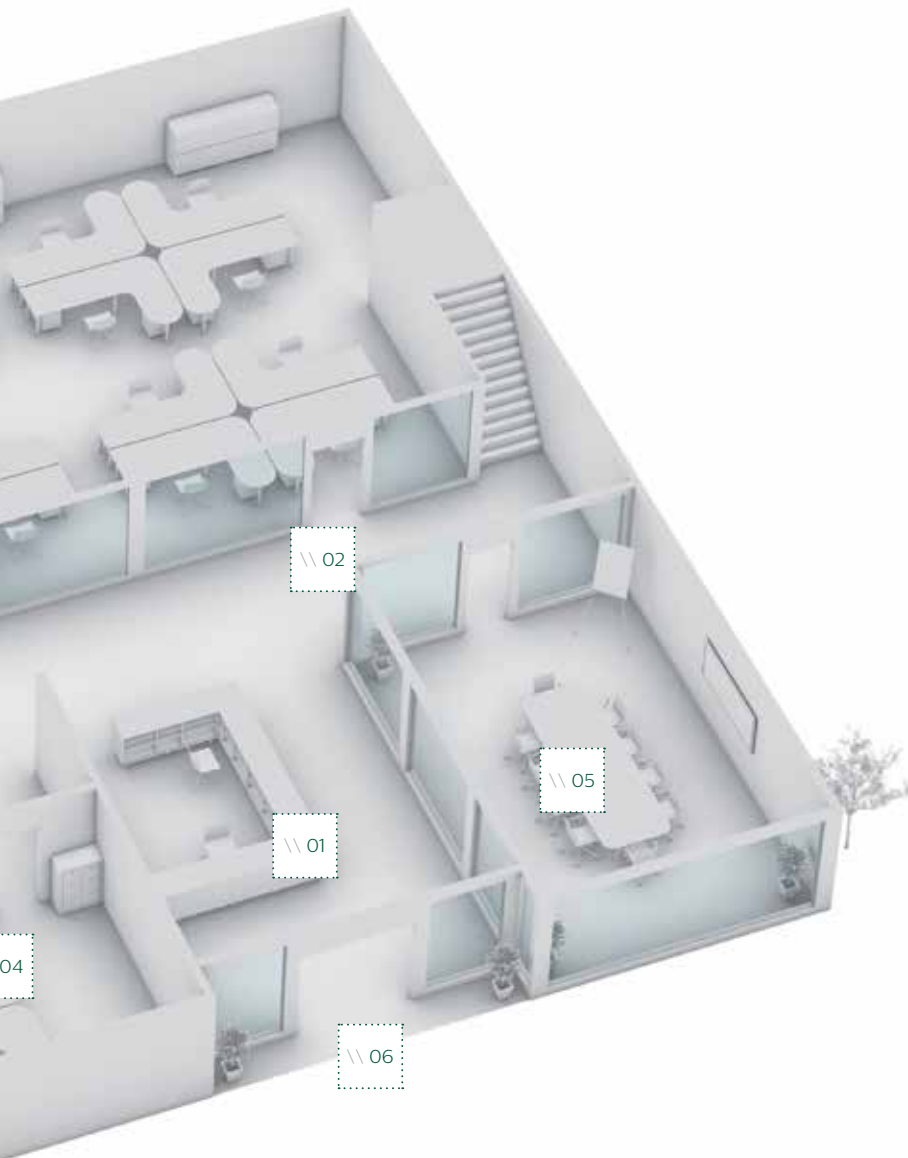


02. Corridors and amenities



03. Open plan office





04. Cell office



05. Meeting room



06. Façade



07. Parking



01. Reception

Light has the power to set the mood from the moment visitors walk into your reception. Our LED solutions are beautifully designed to create the most dramatic effects from undulating waves of light to crystal clear accents and soft, colourful ambiances. Whether your office style is funky or functional, we have the right LED solutions.

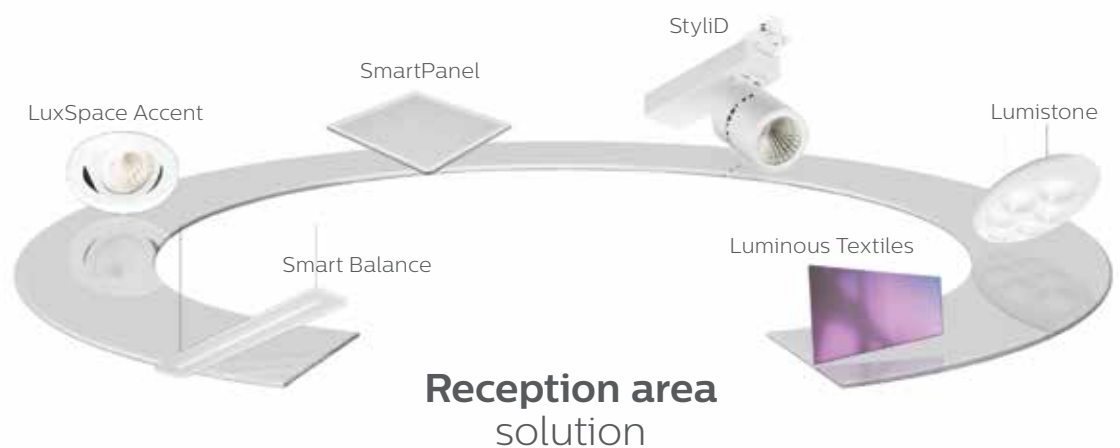


Avantidrome, Cambridge, NZ

Create ambience

From the moment clients walk into your reception you can create appeal with attractive, dynamic lighting that will enhance their expectations. From dramatic, vibrant schemes that reflect your corporate image to soft ambience designed to soothe the senses, we have the right solution for every style of office.

With a combination of our dynamic lighting solutions and intuitive controls you can create a fluid ambience that reacts to natural light levels. Light accents can guide visitors to the reception desk or make seating areas more inviting. Add to that intelligent controls and you will welcome savings too.



02. Corridors and amenities

Lighting areas that are occupied the least, can often waste the most energy. Our clever LED solutions make corridors, stairways and transition areas feel bright and safe. With dimming possibilities and presence detection to switch off lighting when it is not needed, they can switch on energy savings too.



Baker & McKenzie
Amsterdam, the Netherlands



Save energy with light

Corridors are the vital network inside your offices that guide people around the building. They can also work as functional spaces, displaying information or artwork to enhance your company image. But if the lighting remains on when no one is around, you could be wasting energy for much of the day. And when lighting accounts for up to 40% of all electricity use in office buildings, that is a lot of energy to waste.

Our sustainable lighting solutions are a highly efficient way to keep corridors safe and well-lit whenever they are needed. Dimmable LuxSpace luminaires save energy and create ambience. Intelligent sensors like OccuSwitch turn the light off when it is not needed. Sparkling accent lights add the finishing touches, highlighting architectural features and putting artwork in the spotlight.

	Reference situation Fugato Compact FBS261 1xPL-C/4P/26W/840 HF C	New solution, example LuxSpace, OccuSwitch
Surface (m ²)	200	200
Burning hours (per year)	4,000	4,000
Used W/m ²	6.0	3.0
kWh/year	4,800	2,408
Energy saving		50%

A typical example based on the most common scenario (energy price S 0.12 kWh)



03. Open plan office

Open plan offices are now far more dynamic. We believe that office lighting should be too. Create a comfortable ambience that responds to natural light levels, and switches lights off automatically when they are not needed. With our smart solutions it is easy to create the most inspiring light effects without compromising whatsoever on the quality of light. And because they are designed to be highly efficient, they will even make your energy bills look good.



Feel better, work better

As our ways of working become more intuitive, so should our office space. Good lighting that is tailored to individual tasks helps staff work more effectively during the day. Our solutions shine with impressive visual comfort, glare control and colour consistency, to create the most comfortable office ambience. And when people feel better, they work better too.

Solutions like PowerBalance combine an aesthetically striking appearance with a quality of light that respects all office norms. Add intuitive controls for occupancy detection or daylight dimming to give flexibility whilst maintaining comfort for any office space.



04. Cell office

Cell offices and internal rooms that lack natural light require lighting more often and that can mean high costs. Our intelligent solutions can bring them right down with luminaires that react to natural light, lighting controls that glow on approach and sensors that switch lights off when no one is around you. The benefits for users in the space? Light that is close to natural lighting so you can work smarter and save up to 55% on energy costs.



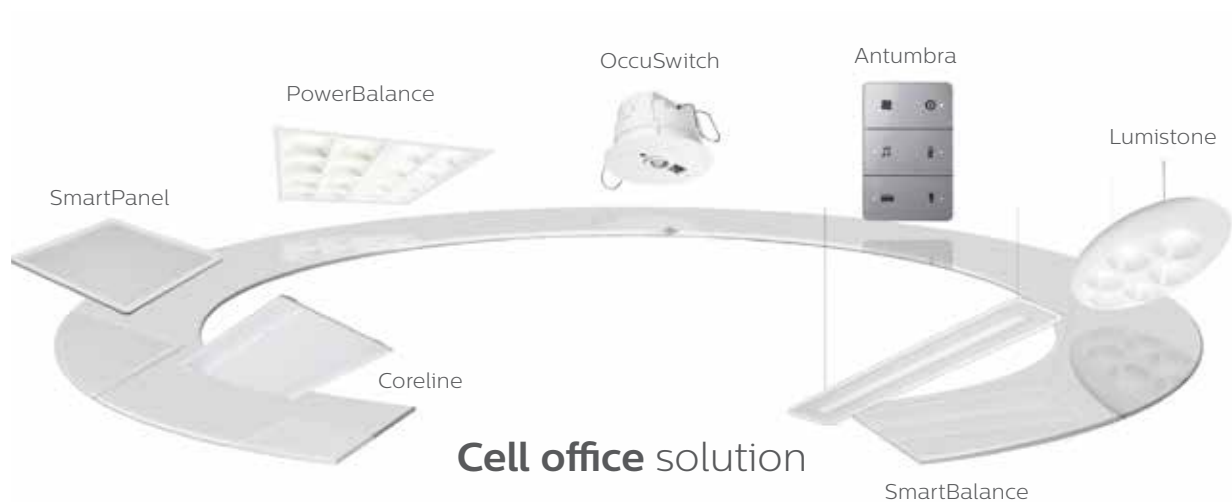


Aurecon, Sydney

Attractive savings

Private offices and internal spaces require lighting more often to create the same bright ambience as rooms that are flooded with natural light. But that does not mean the solution has to look harsh or artificial. Some of the most inspirational luminaire designs provide light with the highest levels of visual comfort. They also offer the possibility of dimming for even more calming ambiances.

And it need not cost the earth because more lighting does not have to mean more wasted energy. With clever controls to switch lights off when no one is around, you can still save on energy bills without cutting corners on office ambience. Suddenly lighting internal cell offices looks far more attractive.



05. Meeting room

Lighting has a profound effect on the way people feel. Tailor it to the task at hand and you can make your meeting room a far more effective space, enhancing well-being, creating excitement or providing an air of quiet calm. Our innovative solutions take LED lighting to new levels of sophistication. The clever features bring out the best in your meeting room and the people who use it.

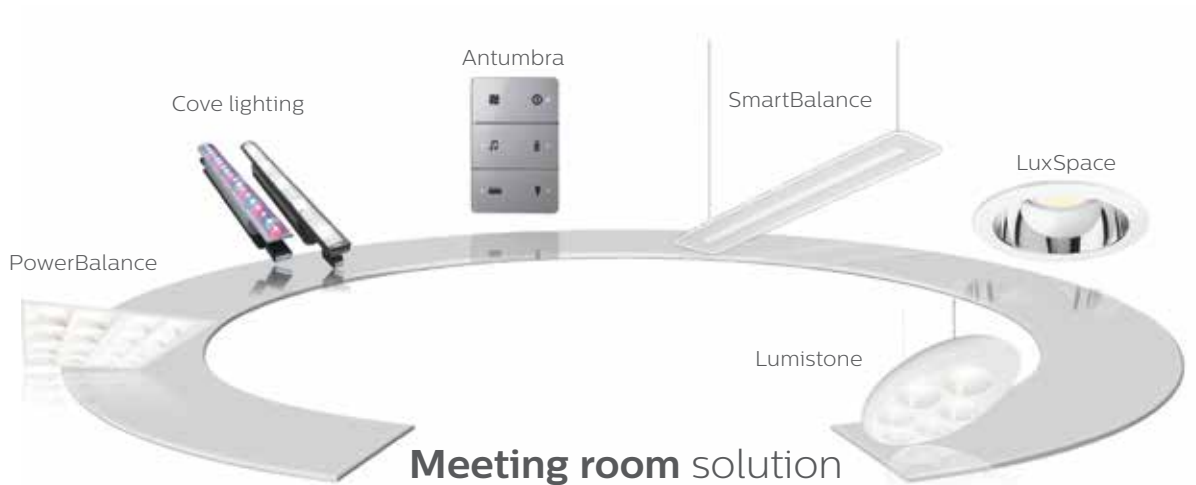


Solid Energy, Christchurch

Create attention

No two meetings are ever the same, so it is vital that the lighting in your meeting room is designed for maximum flexibility and visual comfort. A high output with no glare works best for collaborative sessions that need to stay productive. Informal presentations are best delivered in a softer ambience that relaxes and calms.

Our lighting solutions are designed to bring every meeting to life. Our next generation LEDs can create a crisp, sparkling and warm white light that will energize the whole room. And we also have brilliant ways to use colour-changing effects for accents and alcoves, so you can tune the lighting to suit the mood.



Reference project Aurecon Group Offices

Location:

Sydney

Remaining largely untouched for more than 20 years, Aurecon wanted to upgrade the inefficient legacy fittings in their Sydney offices to achieve a Green Star Interiors PILOT rating of 4 Stars, with the vision of achieving workplace comfort, energy performance and sustainability to support their business and its 450 employees into 2020 and beyond.

How did we do it?

The Aurecon project team singled out the Philips PowerBalance recessed luminaire, citing a balance between energy efficiency and controllability. From a workplace comfort perspective the lighting quality and uniformity, glare control and lux levels all factored in the lighting design choices.

“Working with trusted partners also allowed us to reduce risk. Philips as a company is recognised for its heavy investment in research and development and for this reason we knew we would be assured of the highest quality and latest LED technology innovations,” Matt Magraith, Technical Director, Buildings at Aurecon Group said.

Spanning an area of more than 5,800m², a total of nearly 400 PowerBalance LED recessed fittings, customised with air intake/ air return vents, were installed to provide a uniform light across the open plan workspaces.

Aurecon Facilities Manager Rosie Chapman considers the sizeable savings afforded by introducing LED technology and the increased flexibility to meet the day-to-day requirements of the staff. “Our office gives us the capacity to reduce our environmental footprint and our costs. One of our top ten achievements through the refurbishment was the introduction of LED lighting – it is our first major installation of LED lighting in Australia and incorporates a zoned DALI sensor lighting system, which has reduced lighting consumption by up to 75 per cent, as well as providing greater flexibility”.





06. Facade

Create impact and a great first impression with distinctive, highly attractive LED solutions. The combination of intelligent technologies in our lamps, luminaires, gears and controls allows you to create breathtaking dynamic effects with colour, movement and minimal light spillage. So your office stands out in the most competitive of markets.



Get your office noticed

Attractive lighting and signage is a powerful way to convey your corporate image. You can express your unique identity with white lights, dynamic ambiances or subtle colour effects. Whatever it takes to create the most impact and make a real statement in your environment.

Our solutions allow you to paint dynamic and scene setting effects with light. Dimming solutions can be used to tone down the look for softer ambiances. With our special lighting controls you can use light in the most sustainable way, reducing energy consumption and light spillage, improving your company's corporate and green credentials.



Reference project Ebrosa

Location:

Madrid, Spain

Architect:

Lamela architectural studio

The property developer Ebrosa wanted to use a combination of striking design and highly efficient technologies to create a building that would be highly identifiable in Madrid. Close to the M40, Madrid's main ring road, the building is situated in the exclusive Moraleja district. It has a central core of four floors in the shape of a prism, supported by columns of white concrete in a V formation.

How did they do it?

To enhance the buildings features, LEDline2 RGB linear floodlights were used to form solid lines on the four levels. The lights are controlled independently by five PHAROS controllers to produce different static and dynamic scenes. Created by the Anoché lighting studio and Lamela architectural studio, the scenes simulate a sunrise and sunset, clouds moving across a sky, abstract rain and a Piet Mondrian painting.

Intuitive software launches the scenes according to a calendar and astronomical clock that is incorporated into the system. Nine pre-programmed scenes can also be activated by push button controls, including a moving spiral of colour that rotates on the building's main façade. The new lighting scheme has transformed it into an iconic building, a beacon that is seen by thousands of people every day.







07. Parking

Lighting your parking facilities with our total LED solutions will make them feel safe and welcoming for visitors and employees. Enhance outdoor spaces at night with stylish, dimmable luminaires. Create bright indoor spaces with no pockets of shade in indoor parking that needs lighting 24 hours a day. All with the brilliant energy savings that come with highly efficient LED technology.



Bright ideas for parking

Welcome visitors and employees to your parking facilities by creating bright spaces with good visibility and no pockets of shade. Our solutions can help you save energy and enhance your green credentials. And with serviceable light engines you can upgrade to future LEDs without having to replace the entire luminaire.

Our waterproof LED fittings and floodlights provide high quality white light with excellent beam control to minimise glare, an important factor in applications like parking lots. The robust design is quick and easy to install and can be mounted individually or in line to aid guidance. For indoor car parking, the Green Perform Intelligent batten is the preferred choice.



Reference project NXP

Location:

Caen, France

Lighting design:

François Migeon

NXP, a leading semi-conductor company, wanted to reflect their credentials in their new R&D building. The building's hill top setting above Caen is highly visible from the city's main entrance and the impressive glass façade of the building has been equipped with LEDs by Lighting Designer François Migeon. To create an equally impressive approach, a lighting solution was required that would emphasize the façade and the building's state-of-the-art image as well as provide controlled lighting for the building's parking facilities.

How did they do it?

Multipole was chosen for its neutral, discrete design that integrates LED technologies and intelligent, dynamic lighting control systems. The multi-functional luminaires feature a blue LED on at the top and base of the pole to guide drivers toward the parking area. MASTERColour 35W provides functional light for road users and a walker light for pedestrians. When these are not in use, a white LED linked to a movement detector switches the lights on automatically.





Take control of your total office

Office life is easier when everything works together seamlessly. Philips controls can take care of it for you. Our state-of-the-art Philips Dynalite solutions can be integrated into your office to provide simple operation of all your lighting, screens and audio-visual equipment. In fact, if it can be automated, Philips can control it – even down to the office blinds.



Philips Dynalite

Philips Dynalite specialises in the provision of end-to-end intelligent lighting control systems, rather than just products.

We know that the critical link between products like lamps, luminaires and LEDs and a fully integrated solutions environment, is the control capability.

Lighting control infrastructure underpins the fully integrated environment that is the future of building and energy management systems worldwide.

When combined with the broad selection of Philips Lighting's energy-efficient luminaires, Philips Dynalite lighting control systems allow users to create ambiances, develop innovative and distinctive lighting scenes and transform environments.

As the Philips global centre of competence for indoor networked controls, our headquarters and manufacturing facility in Sydney, Australia develops world-leading lighting control technologies for a global marketplace. From here, our technical experts set the standard in research and development, engineering sophisticated, simple, and sustainable lighting control technologies. Complementing our talented technicians is our extensive sales and management team – an experienced and knowledgeable group of professionals dedicated to partnering with industry to deliver excellence in lighting control.

For Offices

Our lighting control systems allow building owners to create inviting and highly functional office environments – ones that stimulate productivity and optimise energy use, while permitting users to tailor work areas to specific tasks and accommodate future layout and occupancy changes.

User Interfaces

Providing end-users with an intuitive means of interaction with the lighting system, Philips Dynalite user interfaces come in a wide range of styles and finishes to match any project budget or décor requirements. This range includes wall panels, touchscreens, universal sensors, timer clocks and temperature sensors.



Philips Dynalite
Antumbra



01. Reception



02. Corridors Amenities



03. Open plan office

Product overview

Philips has a complete range of lighting solutions for every office application or lighting requirement.

Find out more at:
www.philips.com.au
or by calling 1300 304 404.

01. Reception



SmartBalance

- Stylish sleek design
- Surface-mount or suspended option
- 50,000 hour lifetime (L80)



LuxSpace

- Up to 70% energy savings compared with traditional Philips CFL downlights
- Consistent light output, stable colour performance and good colour rendering (Ra = 80)
- Easy installation and 50,000 hour lifetime



LuxSpace Accent

- Unique 'honeycomb' reflector for efficiency and colour uniformity
- 50,000 hour lifetime (L70)



LumiStone

- Soft, 'skimming stone' ellipse design
- Creates a truly inspiring environment
- Flexible light effects created with direct and indirect light



SmartPanel

- Slim, edge light panel
- Uniform and soft light
- 50,000 hour lifetime (L70)



Luminous Textiles

- Bring to life modern offices, hallways and meeting areas with dynamic lighting
- Multi-colour LEDs on acoustic foam
- Panels with sound-dampening Kvadrat textiles
- Softens the area acoustics

02. Corridors Amenities



LuxSpace

- Up to 70% energy savings compared with traditional Philips CFL downlights
- Consistent light output, stable colour performance and good colour rendering (Ra = 80)
- Easy installation and 50,000 hour lifetime



CoreLine

- For general office areas
- 50,000 hour lifetime (L70)
- Up to 90 lumens/watt efficacy



OccuSwitch

- Presence detection control for energy savings of up to 30%
- Works with conventional and LED lamp and luminaire types
- Plug-and-play system for easy installation



StyliD

- Unique 'honeycomb' reflector for efficiency and colour iniformity
- 50,000 hour lifetime (L70)



GreenSpace

- Up to 70% energy saving compared to conventional Philips CFL downlights
- Lifetime of 50,000 hours (L70)
- Diffused cover for uniformity and glare control

03. Open plan office



PowerBalance

- Up to 115 lumens/watt efficacy
- 50,000 hour lifetime (L70)
- Office norm-compliant (UGR <16)



CoreLine LED

- For general office areas
- 50,000 hour lifetime (L70)
- Up to 90 lumens/watt efficacy



OccuSwitch

- Presence detection control for energy savings of up to 30%
- Works with conventional and LED lamp and luminaire types
- Plug-and-play system for easy installation



Antumbra

- Unique user interface
- Wall-wash light effect based on presence detection
- Customisable labels and icons



SmartPanel

- Slim, edge light panel
- Uniform and soft light
- 50,000 hour lifetime (L70)



Coreview2

- Indirect light for soft and uniform effect
- 50,000 hour lifetime (L70)



04. Cell office



05 Meeting room



06 Façade



07 Parking/Exterior

04. Cell office



PowerBalance

- Up to 115 lumens/watt efficacy
- 50,000 hour lifetime (L70)
- Office norm-compliant (UGR <16)



OccuSwitch

- Presence detection control for energy savings of up to 30%
- Works with conventional and LED lamp and luminaire types
- Plug-and-play system for easy installation



Antumbra

- Unique user interface
- Wall-wash light effect based on presence detection
- Customisable labels and icons



LumiStone

- Soft, 'skimming stone' ellipse design
- Creates a truly inspiring environment
- Flexible light effects created with direct and indirect light



SmartBalance

- Stylish sleek design
- Surface-mount or suspended option
- 50,000 hour lifetime (L80)



CoreLine LED

- For general office areas
- 50,000 hour lifetime (L70)
- Up to 90 lumens/watt efficacy

05. Meeting room



LumiStone

- Soft, 'skimming stone' ellipse design
- Creates a truly inspiring environment
- Flexible light effects created with direct and indirect light



LuxSpace

- Up to 70% energy savings compared with traditional Philips CFL downlights
- Consistent light output, stable colour performance and good colour rendering (Ra = 80)
- Easy installation and 50,000 hour lifetime



SmartBalance

- Stylish sleek design
- Surface-mount or suspended option
- 50,000 hour lifetime (L80)



Cove lighting

- Multiple options for design and application flexibility
- Cost-effective, easy to install, and long lifetime



Antumbra

- Unique user interface
- Wall-wash light effect based on presence detection
- Customisable labels and icons



PowerBalance

- Up to 115 lumens/watt efficacy
- 50,000 hour lifetime (L70)
- Office norm-compliant (UGR <16)

06. Façade



eW Reach Powercore/ ColorReach Powercore

- Unparalleled light output
- Wide choice of colour temperatures
- Unique split design to support diffuser combinations



eW Blast Powercore/ ColorBlast Powercore

- Flexible positioning (350° rotation, 110° tilting, tool-less)
- Long-life LEDs (up to 70,000 hours at 70%)
- Light output of up to 1777 lumens



eW Graze Powercore/ ColorGraze Powercore

- Wide range of colour temperatures; superior beam quality
- Compatible with industry-leading controls
- Cost-effective, easy to install, and long lifetime



eW Burst Powercore / Color Burst Powercore

- High-quality white and solid-colour light
- Versatile light positioning
- Cost-effective, easy to install, and long lifetime

07. Parking/ Exterior



CoreLine Waterproof Batten

- Up to 50% lower energy consumption compared to TL-D
- Wide-beam light distribution and visual comfort
- 50,000 hour lifetime (L70)



Mini 500 LED

- IP65 rating
- Minimum glare
- White colour housing



Tango LED G2

- Up to 30% more energy efficient than equivalent Philips HID options
- 50,000 hour lifetime (L70)



Vandalite Waterproof

- Robust design and vandal-proofness
- High energy saving – up to 52%
- Versatile installation possibilities in retrofit and new point installation
- 50,000 hours, IK10, IP65, 19W & 38W



GreenPerform Batten

- Connected lighting and energy savings
- Hassle free installation
- Lifetime up to 50,000 hours (L70)



© 2016 Koninklijke Philips Electronics N.V.
All rights reserved. Reproduction in whole or in part is prohibited without the prior written consent of the copyright owner. The information presented in this document does not form part of any quotation or contract, is believed to be accurate and reliable and may be changed without notice. No liability will be accepted by the publisher for any consequence of its use. Publication thereof does not convey nor imply any license under patent or other industrial or intellectual property rights. Release date: 05/2016

Philips Lighting New Zealand
Level 3, 123 Carlton Gore Road
Newmarket, Auckland 1023
New Zealand
Tel: 0800 454 448 / 0800 4LIGHT
connected.nz@philips.com
www.philips.co.nz/lighting

Philips Lighting Australia
A sector of Philips Electronics
Australia Limited, 65 Epping Road,
North Ryde 2113, Australia
Tel: 1300 304 404
officelightning@philips.com
www.philips.com.au/lighting

