

PHILIPS

Trade

Shortlist 2018

De in deze brochure vermelde brutoprijzen zijn geldig vanaf 15 juni 2018 tot en met 30 september 2018.

'18
zomer

Shortlist – versie Zomer 2018

Voor u ligt het actuele overzicht van alle Philips LEDlampen en armaturen per 15 juni 2018, inclusief de belangrijkste specificaties en brutoprijzen 2018.

Vind sneller uw product

In de tabellen zijn voor uw gemak de belangrijkste producttypes gemarkeerd met een gele kleur.

Inhoudsopgave

Interact Pro		Ledinaire Wand	19
Gateway	3	Ledinaire Downlight	19
Interact Ready		Ledinaire Spot - ClearAccent	19
Wandschakelaar	3	Ledinaire SlimDownlight	20
Aanwezigheid- en daglichtsensor	3	Ledinaire Waterdicht	20
CoreLine Interact Ready		Ledinaire Schijnwerper	20
Inbouw - Non-Office compliant (NOC)	3	Ledinaire Batten	21
Opbouw - Non-Office compliant (NOC)	4	Pentura mini	21
Inbouw - Non-Office compliant (OC)	4	LEDspotsMV GU10	22
Opbouw - Non-Office compliant (OC)	4	LEDspotsLV GU5.3	23
Panel - Non-Office compliant (NOC)	4	LEDspotsLV MR11	24
Panel - Office compliant (OC)	5	LEDspotsLV AR111	24
Downlight	5	LEDspotsMV PAR	25
Slim Downlight	5	LEDLinear R7S	25
Waterdicht	5	LEDcapsule LV G4	25
MASTERconnect Interact		LEDcapsule MV G9	26
Ready LEDtubes	6	LEDspotsMV R39	26
CoreLine Inbouw	7	LEDspotsMV R50	26
CoreLine Panel	8	LEDspotsMV R63	27
CoreLine Opbouw	9	LEDspotsMV R80	27
CoreLine Wand	11	LEDtube T8	28
CoreLine Waterdicht	11	LEDtube T8 special	30
CoreLine Downlight	12	LEDtube T5	30
CoreLine SlimDownlight	13	LED PL-C	31
CoreLine Inbouwspot	13	LED PL-L	32
CoreLine Projector	14	LEDtube starter	32
CoreLine Bollard	14	LEDbulb	33
CoreLine Highbay	15	LEDglobe	34
CoreLine Batten	15	LEDcandle	35
CoreLine Lichtlijn	16	LEDLuster	36
CoreLine Tempo	17	TrueForce PostTop	37
CoreLine Malaga	18	TrueForce Urban/Road	37
CoreLine Beveiliging	18	TrueForce Industrial/Retail	37
Ledinaire Panel	19		

Interact Pro - Gateway



20 PACK

Producttype	EOC	Bruto
		€
LCN1840/05 Wireless Gateway EU	77579000	880,00

Interact Ready - Wandschakelaar



1 PACK

Producttype	EOC	Bruto
		€
UID8450/10 ZGP Switch Dim 2B	44931800	115,00

Interact Ready - Aanwezigheid- en daglichtsensor



10 PACK

Producttype	Vochtbestendigheid	EOC	Bruto
	IP waarde		€
OCC Sensor IA CM IP42 WH (alleen aanwezigheid)	IP42	7752700	110,00
NIEUW OCC-DL SENSOR IA CM IP42 WH (aanwezigheid + daglicht)	IP42	7754100	155,00

CoreLine Inbouw (Interact Ready) - Non-Office compliant (NOC)



1 PACK

Producttype	LED	Lichtstroom	Efficacy	Dimbaar	Kleurtemperatuur	Levensduur	Vochtbestendigheid	EOC	Bruto
	W	lm	lm/W		K	uur	IP waarde		€
RC134B LED375/830 W30L120 IA1 NOC	36	3700	103	☐	3000	50.000	IP20	99657700	210,00
RC134B LED375/840 W60L60 IA1 NOC	34	3700	109	☐	4000	50.000	IP20	99649200	195,00
RC134B LED375/840 W60L60 IA1 NOC	36	3700	103	☐	3000	50.000	IP20	99650800	195,00
RC134B LED375/840 W30L120 IA1 NOC	34	3700	109	☐	4000	50.000	IP20	99653900	210,00

CoreLine Opbouw (Interact Ready) - Non-Office compliant (NOC)



1 PACK

Producttype	LED	Licht-stroom	Efficacy	Dim-baar	Kleur-temperatuur	Levens-duur	Vocht-bestendig-heid	EOC	Bruto
	W	lm	lm/W		K	uur	IP waarde		€
SM134V LED375/840 W60L60 IA1 NOC	34	3700	109	●	4000	50.000	IP20	99665200	210,00
SM134V LED375/830 W60L60 IA1 NOC	36	3700	103	●	3000	50.000	IP20	99668300	210,00
SM134V LED375/830 W20L120 IA1 NOC	36	3700	103	●	3000	50.000	IP20	99664500	225,00
SM134V LED375/840 W20L120 IA1 NOC	34	3700	109	●	4000	50.000	IP20	99662100	225,00

CoreLine Inbouw (Interact Ready) - Office compliant (OC)



1 PACK

Producttype	LED	Licht-stroom	Efficacy	Dim-baar	Kleur-temperatuur	Levens-duur	Vocht-bestendig-heid	EOC	Bruto
	W	lm	lm/W		K	uur	IP waarde		€
RC134B LED375/830 W30L120 IA1 OC	36	3700	103	●	3000	50.000	IP20	996656000	235,00
RC134B LED375/840 W30L120 IA1 OC	34	3700	109	●	4000	50.000	IP20	99654600	235,00
RC134B LED375/830 W60L60 IA1 OC	36	3700	103	●	3000	50.000	IP20	99651500	225,00
RC134B LED375/840 W60L60 IA1 OC	34	3700	109	●	4000	50.000	IP20	99648500	225,00

CoreLine Opbouw (Interact Ready) - Office compliant (OC)



1 PACK

Producttype	LED	Licht-stroom	Efficacy	Dim-baar	Kleur-temperatuur	Levens-duur	Vocht-bestendig-heid	EOC	Bruto
	W	lm	lm/W		K	uur	IP waarde		€
SM134V LED375/840 W60L60 IA1 OC	34	3700	109	●	4000	50.000	IP20	99667600	240,00
SM134V LED375/830 W60L60 IA1 OC	36	3700	103	●	3000	50.000	IP20	99669000	240,00
SM134V LED375/830 W20L120 IA1 OC	36	3700	103	●	3000	50.000	IP20	99666900	250,00
SM134V LED375/840 W20L120 IA1 OC	34	3700	109	●	4000	50.000	IP20	99663800	250,00

CoreLine Interact Ready - Panel - Non-Office compliant (NOC)



1 PACK

Producttype	LED	Licht-stroom	Efficacy	Dim-baar	Kleur-temperatuur	Levens-duur	Vocht-bestendig-heid	EOC	Bruto
	W	lm	lm/W		K	uur	IP waarde		€
RC132V LED365/840 W60L60 IA1 NOC	35	3600	103	●	4000	50.000	IP20	38516300	145,00
RC132V LED345/830 W60L60 IA1 NOC		3400	97	●	3000	50.000	IP20	38517000	145,00
RC132V LED365/840 W30L120 IA1 NOC		3600	103	●	4000	50.000	IP20	38519400	160,00

CoreLine Interact Ready - Panel - Office compliant (OC)



1 PACK

Producttype	LED	Licht-stroom	Efficacy	Dim-baar	Kleur-temperatuur	Levens-duur	Vocht-bestendig-heid	EOC	Bruto
	W	lm	lm/W		K	uur	IP waarde		€
RC132V LED36S/840 W60L60 IA1 OC	35	3600	103		4000	50.000	IP20	38520.000	200,00
RC132V LED34S/830 W60L60 IA1 OC	35	3400	97		3000	50.000	IP20	38521700	200,00
RC132V LED36S/840 W30L120 IA1 OC	35	3600	103		4000	50.000	IP20	38523100	220,00

CoreLine Interact Ready Downlight



1 PACK

Producttype	LED	Licht-stroom	Efficacy	Dim-baar	Kleur-temperatuur	Levens-duur	Vocht-bestendig-heid	EOC	Bruto
	W	lm	lm/W		K	uur	IP waarde		€
NIEUW DN140B LED20S/830 C IA1	22	2000	91		3000	50.000	IP20	32614600	130,00
NIEUW DN140B LED20S/830 WR IA1		2000	91		3000	50.000	IP20	32612200	130,00
NIEUW DN140B LED20S/840 C IA1		2000	91		4000	50.000	IP20	32615300	130,00
NIEUW DN140B LED20S/840 WR IA1		2000	91		4000	50.000	IP20	32613900	130,00

CoreLine Interact Ready Slim Downlight



1 PACK

Producttype	LED	Licht-stroom	Efficacy	Dim-baar	Kleur-temperatuur	Levens-duur	Vocht-bestendig-heid	EOC	Bruto
	W	lm	lm/W		K	uur	IP waarde		€
NIEUW DN135B LED20S/830 IA1 WH	27	2000	74		3000	50.000	IP20	38922299	119,00
NIEUW DN135B LED20S/840 IA1 WH		2000	74		4000	50.000	IP20	38924699	119,00

CoreLine Interact Ready Waterdicht



1 PACK

Producttype	LED	Licht-stroom	Efficacy	Dim-baar	Kleur-temperatuur	Levens-duur	Vocht-bestendig-heid	EOC	Bruto
	W	lm	lm/W		K	uur	IP waarde		€
WT120C LED40S/840 IA1 L1200	36,5	4100	112		4000	50.000	IP65	39713500	165,00
WT120C LED60S/840 IA1 L1500	49,5	6000	121		4000	50.000	IP65	39714200	180,00

MASTERconnect Interact Ready LEDtubes



10 PACK

Producttype	LED	Licht- stroom	Efficacy	Dim- baar	Kleur- temperatuur	Levens- duur	Vocht- bestendig- heid	EOC	Bruto
	W	lm	lm/W		K	uur	IP waarde		€
MASCON LEDTUBE IA 1200MM UO 16.5W830 T8	16,5	2300	139	☐	3000	50.000	-	77342000	65,00
MASCON LEDTUBE IA 1200MM UO 16.5W840 T8		2500	152	☐	4000	50.000	-	77344400	65,00
MASCON LEDTUBE IA 1200MM UO 16.5W865 T8		2500	152	☐	6500	50.000	-	77346800	65,00
MASCON LEDTUBE IA 1500MM UO 25.5W830 T8	22,5	3400	151	☐	3000	50.000	-	77348200	80,00
MASCON LEDTUBE IA 1500MM UO 25.5W840 T8		3700	164	☐	4000	50.000	-	77350500	80,00
MASCON LEDTUBE IA 1500MM UO 25.5W865 T8		3700	164	☐	6500	50.000	-	77352900	80,00



1 PACK

Producttype	LED	Licht- stroom	Efficacy	Dim- baar	Kleur- temperatuur	Levens- duur	Vocht- bestendig- heid	EOC	Bruto	Ecat
	W	lm	lm/W		K	uur	IP waarde		€	
RC134B LED27S/840 PSD W60L60 OC	22	2700	123	☉	4000	50.000	IP44	34810600	185,00	Link
RC134B LED27S/840 PSD W30L120 OC		2700	123	☉	4000	50.000	IP44	34812000	195,00	Link
RC134B LED27S/830 PSD W60L60 OC	23	2700	117	☉	3000	50.000	IP44	34814400	185,00	Link
RC134B LED27S/830 PSD W30L120 OC		2700	117	☉	3000	50.000	IP44	34816800	195,00	Link
RC134B LED27S/840 PSD W60L60 ELB3 OC	25	2700	106	☉	4000	50.000	IP44	34822900	335,00	Link
RC134B LED27S/840 PSD W30L120 ELB3 OC		2700	106	☉	4000	50.000	IP44	34837300	375,00	Link
RC134B LED27S/840 PSD W60L60 NOC	26,5	2700	102	☉	4000	50.000	IP44	34825000	165,00	Link
RC134B LED27S/840 PSD W30L120 NOC		2700	102	☉	4000	50.000	IP44	34826700	145,00	Link
RC134B LED27S/840 PSU W60L60 NOC	27	2700	100	☒	4000	50.000	IP44	34823600	135,00	Link
RC134B LED27S/840 PSU W30L120 NOC		2700	100	☒	4000	50.000	IP44	34824300	145,00	Link
RC134B LED27S/830 PSU W60L60 NOC	28,5	2700	95	☒	3000	50.000	IP44	34795600	135,00	Link
RC134B LED27S/830 PSU W30L120 NOC		2700	95	☒	3000	50.000	IP44	34797000	145,00	Link
RC134B LED27S/830 PSD W60L60 NOC	30,5	2700	89	☉	3000	50.000	IP44	34801400	165,00	Link
RC134B LED27S/830 PSD W30L120 NOC		2700	89	☉	3000	50.000	IP44	34803800	175,00	Link
RC134B LED27S/840 PSU W60L60 ELB3 NOC		2700	89	☒	4000	50.000	IP44	34827400	315,00	Link
RC134B LED27S/840 PSD W60L60 ELB3 NOC		2700	89	☉	4000	50.000	IP44	34828100	345,00	Link
RC134B LED37S/840 PSU W60L60 OC	30,5	3700	121	☒	4000	50.000	IP44	34829800	155,00	Link
RC134B LED37S/840 PSU W30L120 OC	30,5	3700	121	☒	4000	50.000	IP44	34830400	165,00	Link
RC134B LED27S/840 PSU W30L120 ELB3 NOC	30,5	2700	89	☒	4000	50.000	IP44	34833500	325,00	Link
RC134B LED27S/840 PSD W30L120 ELB3 NOC		2700	89	☉	4000	50.000	IP44	34835900	355,00	Link
RC134B LED37S/840 PSD W60L60 OC	31,5	3700	117	☉	4000	50.000	IP44	34804500	185,00	Link
RC134B LED37S/840 PSD W30L120 OC		3700	117	☉	4000	50.000	IP44	34811300	195,00	Link
RC134B LED37S/830 PSD W60L60 OC		3700	117	☉	3000	50.000	IP44	34813700	185,00	Link
RC134B LED37S/830 PSD W30L120 OC		3700	117	☉	3000	50.000	IP44	34815100	195,00	Link
RC134B LED27S/830 PSU W30L120 ELB3 NOC	32	2700	84	☒	3000	50.000	IP44	34839700	325,00	Link
RC134B LED37S/830 PSU W60L60 NOC	34	3700	109	☒	3000	50.000	IP44	34794900	135,00	Link
RC134B LED37S/830 PSU W30L120 NOC		3700	109	☒	3000	50.000	IP44	34796300	145,00	Link
RC134B LED37S/840 PSU W60L60 NOC	34	3700	109	☒	4000	50.000	IP44	34817500	135,00	Link
RC134B LED37S/840 PSU W30L120 NOC	34	3700	109	☒	4000	50.000	IP44	34818200	145,00	Link
RC134B LED27S/830 PSD W30L120 ELB3 NOC	34	2700	79	☉	3000	50.000	IP44	34841000	355,00	Link
RC134B LED37S/830 PSU W60L60 OC	34,5	3700	107	☒	3000	50.000	IP44	34831100	155,00	Link
RC134B LED37S/830 PSU W30L120 OC		3700	107	☒	3000	50.000	IP44	34832800	165,00	Link
RC134B LED37S/840 PSD W60L60 ELB3 OC	35	3700	106	☉	4000	50.000	IP44	34821200	335,00	Link
RC134B LED37S/840 PSD W30L120 ELB3 OC		3700	106	☉	4000	50.000	IP44	34838000	375,00	Link
RC134B LED37S/830 PSD W30L120 ELB3 OC		3700	106	☉	3000	50.000	IP44	34843400	355,00	Link
RC134B LED37S/840 PSD W60L60 NOC	35,5	3700	104	☉	4000	50.000	IP44	34798700	165,00	Link
RC134B LED37S/840 PSD W30L120 NOC		3700	104	☉	4000	50.000	IP44	34799400	175,00	Link
RC134B LED37S/830 PSD W60L60 NOC		3700	104	☉	3000	50.000	IP44	34800700	165,00	Link
RC134B LED37S/830 PSD W30L120 NOC		3700	104	☉	3000	50.000	IP44	34802100	175,00	Link
RC134B LED37S/840 PSD W30L120 ELB3 NOC		3700	104	☉	4000	50.000	IP44	34836600	355,00	Link
RC134B LED37S/840 PSU W60L60 ELB3 NOC	38	3700	97	☒	4000	50.000	IP44	34819900	315,00	Link
RC134B LED37S/840 PSU W30L120 ELB3 NOC		3700	97	☒	4000	50.000	IP44	34834200	325,00	Link
RC134B LED37S/830 PSU W30L120 ELB3 NOC		3700	97	☒	3000	50.000	IP44	34840300	325,00	Link
RC134B LED37S/840 PSD W60L60 ELB3 NOC	39	3700	95	☉	4000	50.000	IP44	34820500	345,00	Link
RC134B LED37S/830 PSD W30L120 ELB3 NOC		3700	95	☉	3000	50.000	IP44	34842700	355,00	Link

CoreLine Panel Non-Office compliant (NOC)



1 PACK

Producttype	LED	Licht-stroom	Efficacy	Dim-baar	Kleur-temperatuur	Levens-duur	Vocht-bestendig-heid	EOC	Bruto	Ecat
	W	lm	lm/W		K	uur	IP waarde		€	
NIEUW RC132V LED18S/840 PSU W30L60 NOC	18	1800	100	✘	4000	50.000	IP20/IP40	38096000	70,00	Link
RC132V LED34S/830 PSU W60L60 NOC	36	3400	94	✘	3000	50.000	IP20/IP40	38614600	95,00	Link
RC132V LED36S/840 PSU W60L60 NOC	36	3600	100	✘	4000	50.000	IP20/IP40	38095300	95,00	Link
NIEUW RC132V LED36S/840 PSU W30L120 NOC		3600	100	✘	4000	50.000	IP20/IP40	38097700	120,00	Link
RC132V LED36S/840 PSU W60L60 ELB3 NOC	40	3600	90	✘	4000	50.000	IP20/IP40	40127600	275,00	Link
NIEUW RC132V LED36S/840 PSU W30L120 ELB3 NOC		3600	90	✘	4000	50.000	IP20/IP40	40132000	300,00	Link

CoreLine Panel Non-Office compliant (NOC) - Accessoires



1 PACK

Producttype	EOC	Bruto	Ecat
		€	
RC125Z SMB W60L60	07330899	25,00	Link
RC125Z SMB W30L120	07332299	25,00	Link
RC125Z SMB-PLC	07333999	4,00	Link
RC125Z SME-2 WH	07334699	55,00	Link

CoreLine Panel - Office compliant (OC)



1 PACK

Producttype	LED	Licht-stroom	Efficacy	Dim-baar	Kleur-temperatuur	Levens-duur	Vocht-bestendig-heid	EOC	Bruto	Ecat
	W	lm	lm/W		K	uur	IP waarde		€	
RC132V LED36S/840 PSU W60L60 OC	36	3600	100	✘	4000	50.000	IP20/IP40	38098400	140,00	
RC132V LED34S/830 PSU W60L60 OC	36	3400	94	✘	3000	50.000	IP20/IP40	38099100	140,00	
RC132V LED36S/840 PSU W30L120 OC	36	3600	100	✘	4000	50.000	IP20/IP40	38102800	165,00	
RC132V LED34S/830 PSU W30L120 OC	36	3400	94	✘	3000	50.000	IP20/IP40	38103500	165,00	
RC132V LED36S/840 PSD W60L60 OC		3600	100	●	4000	50.000	IP20/IP40	38608500	170,00	
RC132V LED34S/830 PSD W60L60 OC		3400	94	●	3000	50.000	IP20/IP40	38609200	170,00	
RC132V LED36S/840 PSD W30L120 OC		3600	100	●	4000	50.000	IP20/IP40	38612200	195,00	
RC132V LED34S/830 PSD W30L120 OC		3400	94	●	3000	50.000	IP20/IP40	38613900	195,00	
RC132V LED36S/840 PSU W60L60 ELB3 OC		40	3600	90	✘	4000	50.000	IP20/IP40	40128300	320,00
RC132V LED36S/840 PSU W30L120 ELB3 OC	3600		90	✘	4000	50.000	IP20/IP40	40129000	345,00	
RC132V LED36S/840 PSD W60L60 ELB3 OC	41	3600	88	●	4000	50.000	IP20/IP40	40130600	350,00	
RC132V LED36S/840 PSD W30L120 ELB3 OC		3600	88	●	4000	50.000	IP20/IP40	40131300	375,00	

CoreLine Panel - Office compliant (OC) - Accessoires



1 PACK

Producttype	EOC	Bruto	Ecat
		€	
RC127Z SME-2 WH	07098700	44,00	Link
RC127Z SME-4 WH	07099400	48,00	Link

CoreLine Opbouw - Non-Office compliant



1 PACK

Producttype	LED	Licht- stroom	Efficacy	Dim- baar	Kleur- temperatuur	Levens- duur	Vocht- bestendig- heid	EOC	Bruto	Ecat
	W	lm	lm/W		K	uur	IP waarde		€	
SM134V LED27S/840 PSD W60L60 NOC	26,5	2700	102		4000	50.000	IP20	34877900	175,00	Link
SM134V LED27S/840 PSD W20L120 NOC		2700	102		4000	50.000	IP20	34878600	155,00	Link
SM134V LED27S/840 PSU W60L60 NOC	27	2700	100		4000	50.000	IP20	34875500	145,00	Link
SM134V LED27S/840 PSU W20L120 NOC		2700	100		4000	50.000	IP20	34876200	155,00	Link
SM134V LED27S/830 PSU W60L60 NOC	28,5	2700	95		3000	50.000	IP20	34852600	145,00	Link
SM134V LED27S/830 PSU W20L120 NOC		2700	95		3000	50.000	IP20	34854000	155,00	Link
SM134V LED27S/830 PSD W60L60 NOC	30,5	2700	89		3000	50.000	IP20	34858800	175,00	Link
SM134V LED27S/830 PSD W20L120 NOC		2700	89		3000	50.000	IP20	34860100	185,00	Link
SM134V LED27S/840 PSU W60L60 ELB3 NOC		2700	89		4000	50.000	IP20	34879300	325,00	Link
SM134V LED27S/840 PSD W60L60 ELB3 NOC		2700	89		4000	50.000	IP20	34880900	355,00	Link
SM134V LED27S/840 PSU W20L120 ELB3 NOC		2700	89		4000	50.000	IP20	34885400	335,00	Link
SM134V LED27S/840 PSD W20L120 ELB3 NOC		2700	89		4000	50.000	IP20	34887800	365,00	Link
SM134V LED27S/830 PSU W20L120 ELB3 NOC	32	2700	84		3000	50.000	IP20	34891500	335,00	Link
SM134V LED37S/830 PSU W60L60 NOC	34	3700	109		3000	50.000	IP20	34851900	145,00	Link
SM134V LED37S/830 PSU W20L120 NOC		3700	109		3000	50.000	IP20	34853300	155,00	Link
SM134V LED37S/840 PSU W60L60 NOC	34	3700	109		4000	50.000	IP20	34869400	145,00	Link
SM134V LED37S/840 PSU W20L120 NOC	34	3700	109		4000	50.000	IP20	34870000	155,00	Link
SM134V LED27S/830 PSD W20L120 ELB3 NOC	34	2700	79		3000	50.000	IP20	34893900	365,00	Link
SM134V LED37S/840 PSD W60L60 NOC	35,5	3700	104		4000	50.000	IP20	34855700	175,00	Link
SM134V LED37S/840 PSD W20L120 NOC		3700	104		4000	50.000	IP20	34856400	185,00	Link
SM134V LED37S/830 PSD W60L60 NOC		3700	104		3000	50.000	IP20	34857100	175,00	Link
SM134V LED37S/830 PSD W20L120 NOC		3700	104		3000	50.000	IP20	34859500	185,00	Link
SM134V LED37S/840 PSD W20L120 ELB3 NOC		3700	104		4000	50.000	IP20	34888500	365,00	Link
SM134V LED37S/840 PSU W60L60 ELB3 NOC	38	3700	97		4000	50.000	IP20	34871700	325,00	Link
SM134V LED37S/840 PSU W20L120 ELB3 NOC		3700	97		4000	50.000	IP20	34886100	335,00	Link
SM134V LED37S/830 PSU W20L120 ELB3 NOC		3700	97		3000	50.000	IP20	34892200	335,00	Link
SM134V LED37S/840 PSD W60L60 ELB3 NOC	39	3700	95		4000	50.000	IP20	34872400	355,00	Link
SM134V LED37S/830 PSD W20L120 ELB3 NOC		3700	95		3000	50.000	IP20	34894600	365,00	Link

CoreLine Opbouw - Office compliant



1 PACK

Producttype	LED	Licht-stroom	Efficacy	Dim-baar	Kleur-temperatuur	Levens-duur	Vocht-bestendig-heid	EOC	Bruto	Ecat
	W	lm	lm/W		K	uur	IP waarde		€	
SM134V LED27S/840 PSD W60L60 OC	22	2700	123	☉	4000	50.000	IP20	34862500	195,00	Link
SM134V LED27S/840 PSD W20L120 OC		2700	123	☉	4000	50.000	IP20	34864900	205,00	Link
SM134V LED27S/830 PSD W60L60 OC	23	2700	117	☉	3000	50.000	IP20	34866300	195,00	Link
SM134V LED27S/830 PSD W20L120 OC		2700	117	☉	3000	50.000	IP20	34868700	205,00	Link
SM134V LED27S/840 PSD W60L60 ELB3 OC	25,5	2700	106	☉	4000	50.000	IP20	34874800	345,00	Link
SM134V LED27S/840 PSD W20L120 ELB3 OC		2700	106	☉	4000	50.000	IP20	34889200	385,00	Link
SM134V LED37S/840 PSU W60L60 OC	30,5	3700	121	☒	4000	50.000	IP20	34881600	165,00	Link
SM134V LED37S/840 PSU W20L120 OC		3700	121	☒	4000	50.000	IP20	34882300	175,00	Link
SM134V LED37S/840 PSD W60L60 OC	31,5	3700	117	☉	4000	50.000	IP20	34861800	195,00	Link
SM134V LED37S/840 PSD W20L120 OC		3700	117	☉	4000	50.000	IP20	34863200	205,00	Link
SM134V LED37S/830 PSD W60L60 OC		3700	117	☉	3000	50.000	IP20	34865600	195,00	Link
SM134V LED37S/830 PSD W20L120 OC		3700	117	☉	3000	50.000	IP20	34867000	205,00	Link
SM134V LED37S/830 PSU W60L60 OC	34,5	3700	107	☒	3000	50.000	IP20	34883000	165,00	Link
SM134V LED37S/830 PSU W20L120 OC		3700	107	☒	3000	50.000	IP20	34884700	175,00	Link
SM134V LED37S/840 PSD W60L60 ELB3 OC	35	3700	106	☉	4000	50.000	IP20	34873100	345,00	Link
SM134V LED37S/840 PSD W20L120 ELB3 OC		3700	106	☉	4000	50.000	IP20	34890800	385,00	Link

CoreLine Opbouw - Accessoires



1 PACK

Producttype	EOC	Bruto	Ecat
		€	
SM134Z SME-5	34895300	55,00	Link
SM134Z SMS	34896000	44,00	Link
SM134Z SME-3	34897700	44,00	Link

CoreLine Wand



1 PACK

Producttype	LED	Licht-stroom	Efficacy	Dim-baar	Kleur-temperatuur	Levens-duur	Vocht-bestendig-heid	EOC	Bruto	Ecat
	W	lm	lm/W		K	uur	IP waarde		€	
WL130V LED12S/830 PSU WH	12	1200	100	✗	3000	50.000	IP65	38778599	104,00	Link
WL130V LED12S/840 PSU WH		1200	100	✗	4000	50.000	IP65	38779299	104,00	Link
WL131V LED12S/830 PSED WH	13	1200	92	○	3000	50.000	IP65	38792199	189,00	Link
WL131V LED12S/840 PSED WH		1200	92	○	4000	50.000	IP65	38793899	189,00	Link
WL131V LED12S/830 PSR MDU WH	15	1200	80	○	3000	50.000	IP65	38786099	224,00	Link
WL131V LED12S/840 PSR MDU WH		1200	80	○	4000	50.000	IP65	38787799	224,00	Link
WL130V LED20S/830 PSU WH	22	2000	91	✗	3000	50.000	IP65	38780899	119,00	Link
WL130V LED20S/840 PSU WH		2000	91	✗	4000	50.000	IP65	38781599	119,00	Link
WL130V LED20S/830 PSU MDU WH	23	2000	87	✗	3000	50.000	IP65	38782299	139,00	Link
WL130V LED20S/840 PSU MDU WH		2000	87	✗	4000	50.000	IP65	38783999	139,00	Link
WL131V LED20S/830 PSED WH	23	2000	87	○	3000	50.000	IP65	38794599	199,00	Link
WL131V LED20S/840 PSED WH		2000	87	○	4000	50.000	IP65	38795299	199,00	Link
WL131V LED20S/830 PSR MDU WH	25	2000	80	○	3000	50.000	IP65	38788499	234,00	Link
WL131V LED20S/840 PSR MDU WH		2000	80	○	4000	50.000	IP65	38789199	234,00	Link
WL131V LED34S/830 PSU WH	36	3400	94	✗	3000	50.000	IP65	38784699	179,00	Link
WL131V LED34S/840 PSU WH		3400	94	✗	4000	50.000	IP65	38785399	179,00	Link
WL131V LED34S/840 PSR MDU WH	38	3400	89	○	4000	50.000	IP65	38791499	279,00	Link

CoreLine Waterdicht



1 PACK

Producttype	LED	Licht-stroom	Efficacy	Dim-baar	Kleur-temperatuur	Levens-duur	Vocht-bestendig-heid	EOC	Bruto	Ecat
	W	lm	lm/W		K	uur	IP waarde		€	
WT120C LED18S/840 PSU L600	17	1800	106	✗	4000	50.000	IP65	84045900	82,80	Link
WT120C LED18S/840 PSD L600		1800	106	○	4000	50.000	IP65	88306800	112,00	Link
WT120C LED22S/840 PSU L1200	20	2200	110	✗	4000	50.000	IP65	84046600	98,00	Link
WT120C LED22S/840 PSU L1200 EL1		2200	110	✗	4000	50.000	IP65	85414200	269,00	Link
WT120C LED22S/840 PSD L1200		2200	110	○	4000	50.000	IP65	88307500	135,00	Link
WT120C LED34S/840 PSU L1500	29	3400	117	✗	4000	50.000	IP65	84047300	117,00	Link
WT120C LED34S/840 PSU L1500 EL1		3400	117	✗	4000	50.000	IP65	85416600	284,00	Link
WT120C LED34S/840 PSU L1500 EL3		3400	117	✗	4000	50.000	IP65	85420300	279,00	Link
WT120C LED34S/840 PSD L1500		3400	117	○	4000	50.000	IP65	88308200	145,00	Link
WT120C LED40S/840 PSU TW1 WEC L1200	32	4000	125	✗	4000	50.000	IP65	16317400	142,00	Link
WT120C LED40S/840 PSU WEC L1200	32	4000	125	✗	4000	50.000	IP65	16316700	128,00	Link
WT120C LED40S/840 PSU L1200	32	4000	121	✗	4000	50.000	IP65	84048000	103,00	Link
WT120C LED40S/840 PSD L1200	32	4000	121	○	4000	50.000	IP65	88309900	140,00	Link
WT120C LED40S/840 PSU L1200 EL1	38	4000	105	✗	4000	50.000	IP65	85415900	284,00	Link
WT120C LED40S/840 PSU L1200 EL3		4000	105	✗	4000	50.000	IP65	85419700	270,00	Link
WT120C LED60S/840 PSU TW1 WEC L1500	45	6000	133	✗	4000	50.000	IP65	16319800	149,00	Link
WT120C LED60S/840 PSU WEC L1500		6000	133	✗	4000	50.000	IP65	16318100	135,00	Link
WT120C LED60S/840 PSU L1500	55	6000	109	✗	4000	50.000	IP65	84049700	109,00	Link
WT120C LED60S/840 PSU L1500 EL1	57	6000	105	✗	4000	50.000	IP65	85417300	293,00	Link
WT120C LED60S/840 PSD L1500		6000	105	○	4000	50.000	IP65	88310500	154,00	Link
WT120C LED60S/840 PSD L1500 EL3		6000	105	○	4000	50.000	IP65	88314300	312,00	Link
WT120C LED60S/840 PSU TW3 L1500		6000	105	✗	4000	50.000	IP65	91688900	178,00	Link



1 PACK

Producttype	LED	Licht-stroom	Efficacy	Dim-baar	Kleur-temperatuur	Levens-duur	Vocht-bestendig-heid	EOC	Bruto	Ecat
	W	lm	lm/W		K	uur	IP waarde		€	
DN140B LED10S/830 PSU WR PI6	9,5	1100	116	✗	3000	50.000	IP20	32580400	67,70	Link
DN140B LED10S/840 PSU WR PI6		1100	116	✗	4000	50.000	IP20	32581100	67,70	Link
DN140B LED10S/830 PSED-E WR		1100	116	●	3000	50.000	IP20	32582800	107,00	Link
DN140B LED10S/840 PSED-E WR		1100	116	●	4000	50.000	IP20	32583500	107,00	Link
DN140B LED10S/830 PSU C PI6		1100	116	✗	3000	50.000	IP20	32588000	67,70	Link
DN140B LED10S/840 PSU C PI6		1100	116	✗	4000	50.000	IP20	32589700	67,70	Link
DN140B LED10S/830 PSED-E C		1100	116	●	3000	50.000	IP20	32590300	107,00	Link
DN140B LED10S/840 PSED-E C		1100	116	●	4000	50.000	IP20	32591000	107,00	Link
DN140B LED10S/830 PSU WR IP54 PI6		1100	116	✗	3000	50.000	IP54	32596500	87,30	Link
DN140B LED10S/840 PSU WR IP54 PI6		1100	116	✗	4000	50.000	IP54	32597200	87,30	Link
DN140B LED10S/830 PSED-E WR IP54		1100	116	●	3000	50.000	IP54	32598900	127,00	Link
DN140B LED10S/840 PSED-E WR IP54		1100	116	●	4000	50.000	IP54	32599600	127,00	Link
DN140B LED10S/830 PSU C IP54 PI6		1100	116	✗	3000	50.000	IP54	32604700	87,30	Link
DN140B LED10S/840 PSU C IP54 PI6		1100	116	✗	4000	50.000	IP54	32605400	87,30	Link
DN140B LED10S/830 PSED-E C IP54		1100	116	●	3000	50.000	IP54	32606100	127,00	Link
DN140B LED10S/840 PSED-E C IP54		1100	116	●	4000	50.000	IP54	32607800	127,00	Link
DN140B LED10S/830 PSED-E WR ELB3		1100	116	●	3000	50.000	IP20	32612200	130,00	Link
DN140B LED10S/840 PSED-E WR ELB3		1100	116	●	4000	50.000	IP20	32613900	130,00	Link
DN140B LED10S/830 PSED-E C ELB3		1100	116	●	3000	50.000	IP20	32835500	303,00	Link
DN140B LED10S/840 PSED-E C ELB3		1100	116	●	4000	50.000	IP20	32836200	303,00	Link
DN140B LED20S/830 PSU WR PI6	22	2200	100	✗	3000	50.000	IP20	32584200	70,00	Link
DN140B LED20S/840 PSU WR PI6		2200	100	✗	4000	50.000	IP20	32585900	70,00	Link
DN140B LED20S/830 PSED-E WR		2200	100	●	3000	50.000	IP20	32586600	127,00	Link
DN140B LED20S/840 PSED-E WR		2200	100	●	4000	50.000	IP20	32587300	127,00	Link
DN140B LED20S/830 PSU C PI6	22	2200	100	✗	3000	50.000	IP20	32592700	87,30	Link
DN140B LED20S/840 PSU C PI6	22	2200	100	✗	4000	50.000	IP20	32593400	87,30	Link
DN140B LED20S/830 PSED-E C	22	2200	100	●	3000	50.000	IP20	32594100	127,00	Link
DN140B LED20S/840 PSED-E C		2200	100	●	4000	50.000	IP20	32595800	127,00	Link
DN140B LED20S/830 PSU WR IP54 PI6		2200	100	✗	3000	50.000	IP54	32600900	107,00	Link
DN140B LED20S/840 PSU WR IP54 PI6		2200	100	✗	4000	50.000	IP54	32601600	107,00	Link
DN140B LED20S/830 PSED-E WR IP54		2200	100	●	3000	50.000	IP54	32602300	147,00	Link
DN140B LED20S/840 PSED-E WR IP54		2200	100	●	4000	50.000	IP54	32603000	147,00	Link
DN140B LED20S/830 PSU C IP54 PI6		2200	100	✗	3000	50.000	IP54	32608500	107,00	Link
DN140B LED20S/840 PSU C IP54 PI6		2200	100	✗	4000	50.000	IP54	32609200	107,00	Link
DN140B LED20S/830 PSED-E C IP54		2200	100	●	3000	50.000	IP54	32610800	147,00	Link
DN140B LED20S/840 PSED-E C IP54		2200	100	●	4000	50.000	IP54	32611500	147,00	Link
DN140B LED20S/830 PSED-E WR ELB3		2200	100	●	3000	50.000	IP20	32614600	130,00	Link
DN140B LED20S/840 PSED-E WR ELB3		2200	100	●	4000	50.000	IP20	32615300	130,00	Link
DN140B LED20S/830 PSED-E C ELB3		2200	100	●	3000	50.000	IP20	32837900	323,00	Link
DN140B LED20S/840 PSED-E C ELB3		2200	100	●	4000	50.000	IP20	32838600	323,00	Link

CoreLine SlimDownlight



1 PACK

Producttype	LED	Licht-stroom	Efficacy	Dim-baar	Kleur-temperatuur	Levens-duur	Vocht-bestendig-heid	EOC	Bruto	Ecat
	W	lm	lm/W		K	uur	IP waarde		€	
DN135B LED6S/830 PSR-E II WH	9	650	72	☐	3000	50.000	IP44	38117299	59,00	Link
DN135B LED6S/840 PSR-E II WH		650	72	☐	4000	50.000	IP44	38119699	59,00	Link
DN135B LED10S/830 PSU II WH	13	1000	77	☒	3000	50.000	IP44	07042099	59,00	Link
DN135B LED10S/840 PSU II WH	13	1000	77	☒	4000	50.000	IP44	07043799	59,00	Link
DN135C LED10S/830 PSU II WH	13	1000	77	☒	3000	50.000	IP20	07046899	69,00	Link
DN135C LED10S/840 PSU II WH	13	1000	77	☒	4000	50.000	IP20	07047599	69,00	Link
DN135B LED20S/830 PSU II WH	28	2000	71	☒	3000	50.000	IP44	07044499	69,00	Link
DN135B LED20S/840 PSU II WH	28	2000	71	☒	4000	50.000	IP44	07045199	69,00	Link
DN135C LED20S/830 PSU II WH	28	2000	71	☒	3000	50.000	IP20	07048299	79,00	Link
DN135C LED20S/840 PSU II WH	28	2000	71	☒	4000	50.000	IP20	07049999	79,00	Link

Coreline Inbouwspot



1 PACK

Producttype	LED	Licht-stroom	Efficacy	Dim-baar	Kleur-temperatuur	Levens-duur	Vocht-bestendig-heid	EOC	Bruto	Ecat
	W	lm	lm/W		K	uur	IP waarde		€	
RS140B LED6-32-/827 PSR PI6 WH	8	650	81	☐	2700	50.000	IP65	38277399	45,00	Link
RS140B LED6-32-/830 PSR PI6 WH	8	650	81	☐	3000	50.000	IP65	38278099	45,00	Link
RS140B LED6-32-/840 PSR PI6 WH	8	650	81	☐	4000	50.000	IP65	38279799	45,00	Link
RS141B LED6-32-/827 PSR PI6 WH		650	81	☐	2700	50.000	IP44	38280399	49,00	Link
RS141B LED6-32-/830 PSR PI6 WH		650	81	☐	3000	50.000	IP44	38281099	49,00	Link
RS141B LED6-32-/840 PSR PI6 WH		650	81	☐	4000	50.000	IP44	38282799	49,00	Link
RS140B LED6-32-/827 PSR PI6 ALU		650	81	☐	2700	50.000	IP65	38287299	45,00	Link
RS140B LED6-32-/830 PSR PI6 ALU		650	81	☐	3000	50.000	IP65	38288999	45,00	Link
RS140B LED6-32-/840 PSR PI6 ALU		650	81	☐	4000	50.000	IP65	38289699	45,00	Link
RS141B LED6-32-/827 PSR PI6 ALU		650	81	☐	2700	50.000	IP44	38290299	49,00	Link
RS141B LED6-32-/830 PSR PI6 ALU	8	650	81	☐	3000	50.000	IP44	38291999	49,00	Link
RS141B LED6-32-/840 PSR PI6 ALU	8	650	81	☐	4000	50.000	IP44	38292699	49,00	Link
RS142B LED6-32-/827 PSR PI6 WH FR		1200	150	☐	2700	50.000	IP65	38417399	45,00	Link
RS142B LED6-32-/830 PSR PI6 WH FR		1200	150	☐	3000	50.000	IP65	38418099	45,00	Link
RS141B LED9-32-/830 PSR PI6 WH	11	900	82	☐	3000	50.000	IP44	38283499	53,00	Link
RS141B LED9-32-/840 PSR PI6 WH		900	82	☐	4000	50.000	IP44	38284199	53,00	Link
RS140B LED9-32-/830 PSR PI6 WH		900	82	☐	3000	50.000	IP65	38285899	49,00	Link
RS140B LED9-32-/840 PSR PI6 WH		900	82	☐	4000	50.000	IP65	38286599	49,00	Link
RS140B LED9-32-/830 PSR PI6 ALU		900	82	☐	3000	50.000	IP65	38293399	49,00	Link
RS140B LED9-32-/840 PSR PI6 ALU		900	82	☐	4000	50.000	IP65	38294099	49,00	Link
RS141B LED12-36-/830 PSR PI6 WH		15	1200	83	☐	3000	50.000	IP44	38419799	49,00
RS141B LED12-36-/840 PSR PI6 WH	1200		83	☐	4000	50.000	IP44	38420399	49,00	Link
RS140B LED12-36-/830 PSR PI6 WH	1200		83	☐	3000	50.000	IP65	38421099	55,00	Link
RS140B LED12-36-/840 PSR PI6 WH	1200		83	☐	4000	50.000	IP65	38422799	55,00	Link
RS140B LED12-36-/830 PSR PI6 ALU	1200		83	☐	3000	50.000	IP44	38423499	55,00	Link
RS140B LED12-36-/840 PSR PI6 ALU	1200		83	☐	4000	50.000	IP44	38424199	55,00	Link

CoreLine Inbouwspot - accessoires



1 PACK

Producttype	EOC	Bruto	Ecat
		€	
RS143Z CFRM GRID 1x1 WH	38832499	35,00	Link
RS143Z CFRM GRID 1x2 WH	38833199	43,00	Link
RS143Z CFRM GRID 1x3 WH	38834899	54,00	Link

CoreLine Projector



1 PACK

Producttype	LED	Lichtstroom	Efficacy	Dimbaar	Kleurtemperatuur	Levensduur	Vochtbestendigheid	EOC	Bruto	Ecat
	W	lm	lm/W		K	uur	IP waarde		€	
ST120T LED24S-24-/830 PSU BK	33	2400	73	<input checked="" type="checkbox"/>	3000	30.000	IP20	06946299	94,00	Link
ST120T LED24S-24-/840 PSU BK		2400	73	<input checked="" type="checkbox"/>	4000	30.000	IP20	06947999	94,00	Link

CoreLine Bollard



1 PACK

Producttype	LED	Lichtstroom	Efficacy	Dimbaar	Kleurtemperatuur	Levensduur	Vochtbestendigheid	EOC	Bruto	Ecat
	W	lm	lm/W		K	uur	IP waarde		€	
BCP155 LED100/NW PSU 220-240V A 7043	12	1000	83	<input checked="" type="checkbox"/>	4000	50.000	IP65	38376300	300,00	Link
BCP155 LED100/NW PSU 220-240V S 7043	12	1000	83	<input checked="" type="checkbox"/>	4000	50.000	IP65	38378700	300,00	Link
BCP155 LED100/WW PSU 220-240V A 7043	13	1000	77	<input checked="" type="checkbox"/>	3000	50.000	IP65	38375600	300,00	Link
BCP155 LED100/WW PSU 220-240V S 7043	13	1000	77	<input checked="" type="checkbox"/>	3000	50.000	IP65	38377000	300,00	Link

CoreLine Bollard - accessoires



1 PACK

Producttype	EOC	Bruto	Ecat
		€	
ZCP150 ANB L500	38379400	125,00	Link

CoreLine Highbay



1 PACK

Producttype	LED	Licht-stroom	Efficacy	Dim-baar	Kleur-temperatuur	Levens-duur	Vocht-bestendig-heid	EOC	Bruto	Ecat
	W	lm	lm/W		K	uur	IP waarde		€	
BY120P G3 LED105S/840 PSD WB GR	85	10500	124	●	4000	50.000	IP65	30146400	525,00	Link
BY120P G3 LED105S/840 PSU WB GR	85	10500	124	⊗	4000	50.000	IP65	30144000	410,00	Link
BY120P G3 LED105S/865 PSU WB GR	85	10500	124	⊗	6500	50.000	IP65	31712000	440,00	Link
BY120P G3 LED105S/840 PIR WB GR		10500	124	●	4000	50.000	IP65	31716800	580,00	Link
BY120P G3 LED105S/865 PIR WB GR		10500	124	●	6500	50.000	IP65	31717500	580,00	Link
BY120P G3 LED105S/840 PSD NB GR		10500	124	●	4000	50.000	IP65	32672600	525,00	Link
BY120P G3 LED105S/840 PSU NB GR		10500	124	⊗	4000	50.000	IP65	32673300	425,00	Link
BY121P G3 LED205S/840 PSD WB GR		155	20500	132	●	4000	50.000	IP65	30147100	690,00
BY121P G3 LED205S/840 PSU WB GR	155	20500	132	⊗	4000	50.000	IP65	30145700	573,00	Link
BY121P G3 LED205S/840 PIR WB GR	155	20500	132	●	4000	50.000	IP65	31714400	765,00	Link
BY121P G3 LED205S/865 PSU WB GR		20500	132	⊗	6500	50.000	IP65	31713700	625,00	Link
BY121P G3 LED205S/865 PIR WB GR		20500	132	●	6500	50.000	IP65	31715100	765,00	Link
BY121P G3 LED205S/840 PSU NB GR		20500	132	⊗	4000	50.000	IP65	32674000	590,00	Link
BY121P G3 LED205S/840 PSD NB GR		20500	132	●	4000	50.000	IP65	32675700	690,00	Link

CoreLine Highbay - accessoires



1 PACK

Producttype	EOC	Bruto	Ecat
		€	
BY120Z G3 MB	30148800	49,50	Link
BY121Z G3 MB	30149500	53,90	Link

CoreLine Batten



1 PACK

Producttype	LED	Licht-stroom	Efficacy	Dim-baar	Kleur-temperatuur	Levens-duur	Vocht-bestendig-heid	EOC	Bruto	Ecat
	W	lm	lm/W		K	uur	IP waarde		€	
BN124C LED21S/840 PSU TW1 L600	19	2100	111	⊗	4000	50.000	IP20	07472599	90,00	Link
BN124C LED19S/830 PSU TW1 L600		1900	100	⊗	3000	50.000	IP20	07473299	90,00	Link
BN124C LED41S/840 PSU TW1 L1200	38	4100	108	⊗	4000	50.000	IP20	07474999	110,00	Link
BN124C LED38S/830 PSU TW1 L1200		3800	100	⊗	3000	50.000	IP20	38000799	110,00	Link
BN124C LED64S/840 PSU TW1 L1500	60	6400	107	⊗	4000	50.000	IP20	38001499	130,00	Link
BN124C LED60S/830 PSU TW1 L1500		6000	100	⊗	3000	50.000	IP20	38002199	130,00	Link



Producttype	LED	Lichtstroom	Efficacy	Dimbaar	Kleurtemperatuur	Levensduur	Vochtbestendigheid	EOC	Bruto	Ecat
	W	lm	lm/W		K	uur	IP waarde		€	
LL122X LED45S/840 PSU VWB 5 WH	32	4500	141	☒	4000	50.000	IP20	90720600	275,00	Link
LL121X LED45S/840 PSD DA20 7 WH		4500	141	☉	4000	50.000	IP20	88203900	297,00	Link
LL121X LED45S/840 PSD MB 7 WH		4500	141	☉	4000	50.000	IP20	88195700	297,00	Link
LL121X LED45S/840 PSD NB 7 WH		4500	141	☉	4000	50.000	IP20	88189600	297,00	Link
LL121X LED45S/840 PSD WB 7 WH		4500	141	☉	4000	50.000	IP20	88140700	297,00	Link
LL121X LED45S/840 PSU WB 7 EL3 WH		4500	141	☒	4000	50.000	IP20	88209100	473,00	Link
LL121X LED45S/840 PSD A 7 WH		4500	141	☉	4000	50.000	IP20	90691900	297,00	Link
LL121X LED45S/840 PSD VWB 7 WH	32	4500	141	☉	4000	50.000	IP20	90692600	297,00	Link
LL121X LED75S/840 1x PSD O 7 WH	54	7500	139	☉	4000	50.000	IP20	38102100	297,00	Link
LL121X LED76S/830 1x PSU VWB 7 WH		7600	141	☒	3000	50.000	IP20	38169400	270,00	Link
LL121X LED80S/840 1x PSD A 7 WH		8000	148	☉	4000	50.000	IP20	38155700	297,00	Link
LL121X LED80S/840 1x PSD DA20 7 WH		8000	148	☉	4000	50.000	IP20	38137300	297,00	Link
LL121X LED80S/840 1x PSD MB 7 WH		8000	148	☉	4000	50.000	IP20	38124300	297,00	Link
LL121X LED80S/840 1x PSD NB 7 WH		8000	148	☉	4000	50.000	IP20	38120500	297,00	Link
LL121X LED80S/840 1x PSD VWB 7 WH		8000	148	☉	4000	50.000	IP20	38144100	297,00	Link
LL121X LED80S/840 1x PSD WB 7 WH		8000	148	☉	4000	50.000	IP20	38092500	297,00	Link
LL121X LED80S/840 1x PSU MB 7 WH		8000	148	☒	4000	50.000	IP20	38145800	270,00	Link
LL121X LED80S/840 1x PSU NB 7 WH		8000	148	☒	4000	50.000	IP20	38171700	270,00	Link
LL121X LED80S/840 1x PSU VWB 7 WH		8000	148	☒	4000	50.000	IP20	38176200	270,00	Link
LL121X LED80S/840 1x PSU WB 7 WH		8000	148	☒	4000	50.000	IP20	38157100	270,00	Link
LL121X LED80S/840 PSU NB SMB WH KIT		8000	148	☒	4000	50.000	IP20	38079600	288,00	Link
LL121X LED80S/840 PSU NB TW3 SMB WH KIT		8000	148	☒	4000	50.000	IP20	38083300	288,00	Link
LL121X LED80S/840 PSU WB SMB WH KIT		8000	148	☒	4000	50.000	IP20	38078900	288,00	Link
LL121X LED80S/865 1x PSD WB 7 WH		8000	148	☉	6500	50.000	IP20	38160100	297,00	Link
LL122X LED80S/840 1x PSD VWB 7 WH		8000	148	☉	4000	50.000	IP20	38146500	297,00	Link
LL121X LED76S/830 1x PSD A 7 WH	56	7600	136	☉	3000	50.000	IP20	38173100	297,00	Link
LL121X LED76S/830 1x PSD DA20 7 WH		7600	136	☉	3000	50.000	IP20	38170000	297,00	Link
LL121X LED76S/830 1x PSD WB 7 WH		7600	136	☉	3000	50.000	IP20	38118200	297,00	Link
LL121X LED76S/830 1x PSU VWB 7 EL3 WH		7600	136	☒	3000	50.000	IP20	38162500	450,00	Link
LL121X LED80S/840 1x PSU DA20 7 EL3 WH		8000	143	☒	4000	50.000	IP20	38165600	450,00	Link
LL121X LED80S/840 1x PSU MB 7 EL3 WH		8000	143	☒	4000	50.000	IP20	38188500	270,00	Link
LL121X LED80S/840 1x PSU NB 7 EL3 WH		8000	143	☒	4000	50.000	IP20	38167000	450,00	Link
LL121X LED80S/840 1x PSU WB 7 EL3 WH	8000	143	☒	4000	50.000	IP20	38123600	450,00	Link	
LL120X LED90S/840 PSD DA20 7 WH	64	9000	141	☉	4000	50.000	IP20	88204600	509,00	Link
LL120X LED90S/840 PSD MB 7 WH		9000	141	☉	4000	50.000	IP20	88196400	509,00	Link
LL120X LED90S/840 PSD NB 7 WH		9000	141	☉	4000	50.000	IP20	88190200	509,00	Link
LL120X LED90S/840 PSD WB 7 WH		9000	141	☉	4000	50.000	IP20	88141400	509,00	Link
LL120X LED90S/840 PSD A 7 WH		9000	141	☉	4000	50.000	IP20	90695700	509,00	Link
LL120X LED90S/840 PSD VWB 7 WH		9000	141	☉	4000	50.000	IP20	90696400	509,00	Link
LL120X LED160S/840 1x PSD NB 7 WH	108	16000	148	☉	4000	50.000	IP20	38107600	509,00	Link
LL120X LED160S/840 1x PSD WB 7 WH		16000	148	☉	4000	50.000	IP20	38095600	509,00	Link
LL120X LED160S/840 2x PSD VWB 7 WH		16000	148	☉	4000	50.000	IP20	38105200	509,00	Link
LL120X LED160S/840 PSU NB SMB WH KIT		16000	148	☒	4000	50.000	IP20	38082600	482,00	Link
LL120X LED160S/840 PSU WB SMB WH KIT		16000	148	☒	4000	50.000	IP20	38081900	482,00	Link
LL120X LED160S/865 1x PSD MB 7 WH		16000	148	☉	6500	50.000	IP20	38189200	509,00	Link
LL120X LED160S/840 1x PSD MB 7 WH		16000	148	☉	4000	50.000	IP20	38108300	509,00	Link

CoreLine Lichtlijn - accessoires



1 PACK

Producttype	Vochtbestendigheid	EOC	Bruto	Ecat
	IP waarde		€	
LL120Z SMB WH (5PCS)	-	88156899	22,70	Link
LL120Z CB WH (5PCS)	-	88161299	17,10	Link
LL121X 7 WH BC	IP20	88144500	126,00	Link
LL120Z MB-SW 2xEP CU7 WH	-	88146900	40,50	Link

CoreLine Tempo - large



1 PACK

Producttype	LED	Licht-stroom	Efficacy	Dim-baar	Kleur-temperatuur	Levens-duur	Vocht-bestendig-heid	EOC	Bruto	Ecat
	W	lm	lm/W		K	uur	IP waarde		€	
BVP130 LED160-4S/740 A	120,0	16000	133	<input checked="" type="checkbox"/>	4000	70.000	IP66	09641000	519,00	Link
BVP130 LED160-4S/740 S		16000	133	<input checked="" type="checkbox"/>	4000	70.000	IP66	09644100	519,00	Link
BVP130 LED210-4S/740 A	162,0	21000	130	<input checked="" type="checkbox"/>	4000	70.000	IP66	09640300	609,00	Link
BVP130 LED210-4S/740 S	162,0	21000	130	<input checked="" type="checkbox"/>	4000	70.000	IP66	09643400	609,00	Link
BVP130 LED260-4S/740 A	217,0	26000	120	<input checked="" type="checkbox"/>	4000	70.000	IP66	09639700	679,00	Link
BVP130 LED260-4S/740 S	217,0	26000	120	<input checked="" type="checkbox"/>	4000	70.000	IP66	09642700	679,00	Link

CoreLine Tempo - medium



1 PACK

Producttype	LED	Licht-stroom	Efficacy	Dim-baar	Kleur-temperatuur	Levens-duur	Vocht-bestendig-heid	EOC	Bruto	Ecat
	W	lm	lm/W		K	uur	IP waarde		€	
BVP125 LED80-4S/740 A	63,0	8000	133	<input checked="" type="checkbox"/>	4000	70.000	IP66	45588000	320,00	Link
BVP125 LED80-4S/740 S		8000	133	<input checked="" type="checkbox"/>	4000	70.000	IP66	45590300	320,00	Link
BVP125 LED120-4S/740 A	95,0	12000	129	<input checked="" type="checkbox"/>	4000	70.000	IP66	45587300	390,00	Link
BVP125 LED120-4S/740 S	95,0	12000	129	<input checked="" type="checkbox"/>	4000	70.000	IP66	45589700	390,00	Link

CoreLine Tempo - small



1 PACK

Producttype	LED	Licht-stroom	Efficacy	Dim-baar	Kleur-temperatuur	Levens-duur	Vocht-bestendig-heid	EOC	Bruto	Ecat
	W	lm	lm/W		K	uur	IP waarde		€	
BVP110 LED42/NW A	38	4200	111	<input checked="" type="checkbox"/>	4000	70.000	IP65	30635300	195,00	Link
BVP110 LED42/NW S		4200	111	<input checked="" type="checkbox"/>	4000	70.000	IP65	30636000	195,00	Link

CoreLine Malaga



1 PACK

Producttype	LED	Licht-stroom	Efficacy	Dim-baar	Kleur-temperatuur	Levens-duur	Vocht-bestendig-heid	EOC	Bruto	Ecat
	W	lm	lm/W		K	uur	IP waarde		€	
BRP101 LED37/740 DM 42-60A	29,5	3700	125	<input checked="" type="checkbox"/>	4000	100.000	IP65	99815100	225,00	Link
BRP102 LED55/740 DM 42-60A	39	5500	141	<input checked="" type="checkbox"/>	4000	100.000	IP65	99817500	275,00	Link
BRP102 LED75/740 DM 42-60A	56,5	7500	133	<input checked="" type="checkbox"/>	4000	100.000	IP65	99819900	300,00	Link
BRP102 LED110/740 DM 42-60A	81	11000	136	<input checked="" type="checkbox"/>	4000	100.000	IP65	99821200	325,00	Link

CoreLine Beveiliging



1 PACK

Producttype	LED	Licht-stroom	Efficacy	Dim-baar	Kleur-temperatuur	Levens-duur	Vocht-bestendig-heid	EOC	Bruto	Ecat
	W	lm	lm/W		K	uur	IP waarde		€	
BWC110 LED9-/830 PSU II WH	9	900	100	<input checked="" type="checkbox"/>	3000	50.000	IP54	85189999	138,00	Link
BWC110 LED9-/830 PSU II WH PH		900	100	<input checked="" type="checkbox"/>	3000	50.000	IP54	85190599	159,00	Link
BWC110 LED9-/830 PSU II BK		900	100	<input checked="" type="checkbox"/>	3000	50.000	IP54	85191299	138,00	Link
BWC110 LED9-/830 PSU II BK PH		900	100	<input checked="" type="checkbox"/>	3000	50.000	IP54	85192999	159,00	Link
BWC120 LED18-/830 PSU II WH	17	1800	106	<input checked="" type="checkbox"/>	3000	50.000	IP54	85193699	192,00	Link
BWC120 LED18-/830 PSU II WH PH		1800	106	<input checked="" type="checkbox"/>	3000	50.000	IP54	85194399	212,00	Link
BWC120 LED18-/830 PSU II BK		1800	106	<input checked="" type="checkbox"/>	3000	50.000	IP54	85195099	192,00	Link
BWC120 LED18-/830 PSU II BK PH		1800	106	<input checked="" type="checkbox"/>	3000	50.000	IP54	85196799	212,00	Link

Ledinaire Panel



1 PACK

Producttype	LED	Lichtstroom	Efficacy	Dimbaar	Kleurtemperatuur	Levensduur	Vochtbestendigheid	EOC	Bruto	Ecat
	W	lm	lm/W		K	uur	IP waarde		€	
NIEUW RCO65B LED34S/840 PSU W60L60 NOC 1PK	42	3200	76	☒	4000	30.000	IP20	79152000	80,00	Link

LET OP: Vanaf augustus 2018 is de verpakkingseenheid van de Ledinaire panelen veranderd van 4 naar 1

Ledinaire Wand



1 PACK

Producttype	LED	Lichtstroom	Efficacy	Dimbaar	Kleurtemperatuur	Levensduur	Vochtbestendigheid	EOC	Bruto	Ecat
	W	lm	lm/W		K	uur	IP waarde		€	
WLO60V LED11S/830 PSU II WH	14,5	1100	76	☒	3000	30.000	IP44	38231599	45,00	Link
WLO60V LED11S/840 PSU II WH	14,5	1100	76	☒	4000	30.000	IP44	38232299	45,00	Link
WLO60V LED17S/830 PSU II WH	22	1700	77	☒	3000	30.000	IP44	38233999	55,00	Link
WLO60V LED17S/840 PSU II WH		1700	77	☒	4000	30.000	IP44	38234699	55,00	Link
WLO60V LED17S/830 PSU MDU II WH		1700	77	☒	3000	30.000	IP44	38235399	75,00	Link
WLO60V LED17S/840 PSU MDU II WH		1700	77	☒	4000	30.000	IP44	38236099	75,00	Link

Ledinaire Downlight



1 PACK

Producttype	LED	Lichtstroom	Efficacy	Dimbaar	Kleurtemperatuur	Levensduur	Vochtbestendigheid	EOC	Bruto	Ecat
	W	lm	lm/W		K	uur	IP waarde		€	
DNO60B LED8S/830 PSU WH	9	800	89	☒	3000	30.000	IP20	30662999	35,00	Link
DNO60B LED8S/840 PSU WH		800	89	☒	4000	30.000	IP20	30664399	35,00	Link
DNO60B LED18S/830 PSU WH	18	1800	100	☒	3000	30.000	IP20	30661299	45,00	Link
DNO60B LED18S/840 PSU WH	18	1800	100	☒	4000	30.000	IP20	30663699	45,00	Link

Ledinaire Spot - ClearAccent



1 PACK

Producttype	LED	Lichtstroom	Efficacy	Dimbaar	Kleurtemperatuur	Levensduur	Vochtbestendigheid	EOC	Bruto	Ecat
	W	lm	lm/W		K	uur	IP waarde		€	
RSO60B LED5-36-/830 PSR II WH	6	500	83	☐	3000	30.000	IP20	07267799	35,00	Link
RSO60B LED5-36-/840 PSR II WH	6	500	83	☐	4000	30.000	IP20	07268499	35,00	Link
RSO61B LED5-36-/830 PSR II WH	6	500	83	☐	3000	30.000	IP20	07269199	38,00	Link
RSO61B LED5-36-/840 PSR II WH	6	500	83	☐	4000	30.000	IP20	07270799	38,00	Link

Ledinaire SlimDownlight



1 PACK

Producttype	LED	Licht-stroom	Efficacy	Dim-baar	Kleur-temperatuur	Levens-duur	Vocht-bestendig-heid	EOC	Bruto	Ecat
	W	lm	lm/W		K	uur	IP waarde		€	
DN065B LED10S/830 PSU II WH	11	1000	91	✗	3000	30.000	IP20	38175299	25,00	Link
DN065B LED10S/840 PSU II WH	11	1000	91	✗	4000	30.000	IP20	38176999	25,00	Link
DN065B LED20S/830 PSU II WH	23	2000	87	✗	3000	30.000	IP20	38177699	30,00	Link
DN065B LED20S/840 PSU II WH		2000	87	✗	4000	30.000	IP20	38178399	30,00	Link

Ledinaire Waterdicht



1 PACK

Producttype	LED	Licht-stroom	Efficacy	Dim-baar	Kleur-temperatuur	Levens-duur	Vocht-bestendig-heid	EOC	Bruto	Ecat
	W	lm	lm/W		K	uur	IP waarde		€	
WT060C LED18S/840 PSU TW1 L600	19	1800	95	✗	4000	30.000	IP65	38010699	105,00	Link
WT060C LED36S/840 PSU L1200	36	3600	100	✗	4000	30.000	IP65	38011399	80,00	Link
WT060C LED36S/840 PSU TW1 L1200		3600	100	✗	4000	30.000	IP65	38012099	115,00	Link
WT060C LED56S/840 PSU L1500	56	5600	100	✗	4000	30.000	IP65	38013799	90,00	Link
WT060C LED56S/840 PSU TW1 L1500		5600	100	✗	4000	30.000	IP65	38014499	125,00	Link

Ledinaire Schijnwerper - maxi



1 PACK

Producttype	LED	Licht-stroom	Efficacy	Dim-baar	Kleur-temperatuur	Levens-duur	Vocht-bestendig-heid	EOC	Bruto	Ecat
	W	lm	lm/W		K	uur	IP waarde		€	
BVP106 LED100/740 PSU VWB100	100	10000	100	✗	4000	30.000	IP65	38406799	250,00	Link
BVP106 LED200/740 PSU VWB100	200	20.000	100	✗	4000	30.000	IP65	38408100	375,00	Link

Ledinaire Schijnwerper - mini



1 PACK

Producttype	LED	Licht-stroom	Efficacy	Dim-baar	Kleur-temperatuur	Levens-duur	Vocht-bestendig-heid	EOC	Bruto	Ecat
	W	lm	lm/W		K	uur	IP waarde		€	
BVP105 LED9/840 PSU VWB100	10	900	90	✗	4000	30.000	IP65	38411199	30,00	Link
BVP105 LED25/840 PSU VWB100	30	2500	83	✗	4000	30.000	IP65	38412899	45,00	Link
BVP105 LED45/840 PSU VWB100	50	4500	90	✗	4000	30.000	IP65	38413599	75,00	Link

Ledinaire Schijnwerper - mini met sensor



1 PACK

Producttype	LED	Lichtstroom	Efficacy	Dimbaar	Kleurtemperatuur	Levensduur	Vochtbestendigheid	EOC	Bruto	Ecat
	W	lm	lm/W		K	uur	IP waarde		€	
BVP105 LED9/840 PSU VWB100 MDU	10	900	90	<input checked="" type="checkbox"/>	4000	30.000	IP65	38486999	53,00	Link
BVP105 LED25/840 PSU VWB100 MDU	30	2500	83	<input checked="" type="checkbox"/>	4000	30.000	IP65	38488399	70,00	Link
BVP105 LED45/840 PSU VWB100 MDU	50	4500	90	<input checked="" type="checkbox"/>	4000	30.000	IP65	38490699	100,00	Link

Ledinaire Batten



1 PACK

Producttype	LED	Lichtstroom	Efficacy	Dimbaar	Kleurtemperatuur	Levensduur	Vochtbestendigheid	EOC	Bruto	Ecat
	W	lm	lm/W		K	uur	IP waarde		€	
BN012C LED10S/840 L600	10	1000	100	<input checked="" type="checkbox"/>	4000	30.000	IP20	38824999	11,00	
BN012C LED20S/840 L1200	20	2000	100	<input checked="" type="checkbox"/>	4000	30.000	IP20	38822599	16,00	

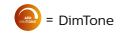
Pentura mini



1 PACK

Producttype	LED	Lichtstroom	Efficacy	Dimbaar	Kleurtemperatuur	Levensduur	Vochtbestendigheid	EOC	Bruto	Ecat
	W	lm	lm/W		K	uur	IP waarde		€	
BN132C LED3S/840 PSU L300	4	350	88	<input checked="" type="checkbox"/>	4000	40.000	IP20	07249399	23,00	Link
BN132C LED3S/830 PSU L300		350	88	<input checked="" type="checkbox"/>	3000	40.000	IP20	07250999	23,00	Link
BN132C LED6S/840 PSU L600	7	650	93	<input checked="" type="checkbox"/>	4000	40.000	IP20	07247999	28,00	Link
BN132C LED6S/830 PSU L600		650	93	<input checked="" type="checkbox"/>	3000	40.000	IP20	07248699	28,00	Link
BN132C LED9S/840 PSU L900	10	950	95	<input checked="" type="checkbox"/>	4000	40.000	IP20	07245599	35,00	Link
BN132C LED9S/830 PSU L900	10	950	95	<input checked="" type="checkbox"/>	3000	40.000	IP20	07246299	35,00	Link
BN132C LED12S/840 PSU L1200	14	1250	89	<input checked="" type="checkbox"/>	4000	40.000	IP20	07243199	41,00	Link
BN132C LED12S/830 PSU L1200	14	1250	89	<input checked="" type="checkbox"/>	3000	40.000	IP20	07244899	41,00	Link

LEDspot MV GU10



Producttype	Traditioneel	LED	Lichtstroom	Efficacy	Lichtsterkte	Straalhoek	Dimbaar	CRI	Kleurtemperatuur	Levensduur	EEL	EOC	Bruto	Ecat
		W	lm	lm/W	cd	°		K	uur		€			
1 CorePro LEDspot 2.7-25W GU10 827 36D	25	2,7	215	80	470	36	✗	80	2700	15.000	A++	75209800	3,70	Link
1 CorePro LEDspot 2.7-25W GU10 830 36D		2,7	225	73	490	36	✗	80	3000	15.000	A++	72829100	3,70	Link
1 CorePro LEDspot 2.7-25W GU10 840 36D		2,7	230	74	500	36	✗	80	4000	15.000	A++	72831400	3,70	Link
2 MAS LED ExpertColor 3.9-35W GU10 927 25D	35	3,9	265	68	700	25	☉	97	2700	40.000	A+	70749400	9,65	Link
2 MAS LED ExpertColor 3.9-35W GU10 927 36D		3,9	265	68	540	36	☉	97	2700	40.000	A+	70755500	9,65	Link
2 MAS LED ExpertColor 3.9-35W GU10 930 25D		3,9	280	72	750	25	☉	97	3000	40.000	A+	70751700	9,65	Link
2 MAS LED ExpertColor 3.9-35W GU10 930 36D		3,9	280	72	560	36	☉	97	3000	40.000	A+	70757900	9,65	Link
2 MAS LED ExpertColor 3.9-35W GU10 940 25D		3,9	300	77	800	25	☉	97	4000	40.000	A+	70753100	9,65	Link
2 MAS LED ExpertColor 3.9-35W GU10 940 36D		3,9	300	77	600	36	☉	97	4000	40.000	A+	70759300	9,65	Link
3 MAS LED spot VLE DT 3.7-35W GU10 927 36D		3,7	260	70	500	36	☉	90	2200-2700	25.000	A+	70809500	9,00	Link
3 MAS LED spot VLE D 3.7-35W GU10 927 36D		3,7	260	70	500	36	☉	90	2700	25.000	A+	70773900	6,30	Link
3 MAS LED spot VLE D 3.7-35W GU10 927 60D		3,7	260	70	330	60	☉	90	2700	25.000	A+	70779100	6,30	Link
3 MAS LED spot VLE D 3.7-35W GU10 930 36D		3,7	270	73	500	36	☉	90	3000	25.000	A+	70775300	6,30	Link
3 MAS LED spot VLE D 3.7-35W GU10 930 60D		3,7	270	73	340	60	☉	90	3000	25.000	A+	70781400	6,30	Link
3 MAS LED spot VLE D 3.7-35W GU10 940 36D		3,7	285	77	500	36	☉	90	4000	25.000	A++	70777700	6,30	Link
3 MAS LED spot VLE D 3.7-35W GU10 940 60D		3,7	285	77	350	60	☉	90	4000	25.000	A++	70783800	6,30	Link
1 CorePro LEDspot 4-35W GU10 827 36D DIM		4,0	250	63	540	36	☉	80	2700	15.000	A+	72133900	5,70	Link
1 CorePro LEDspot 4-35W GU10 830 36D DIM		4,0	260	65	540	36	☉	80	3000	15.000	A+	72135300	5,70	Link
1 CorePro LEDspot 4-35W GU10 840 36D DIM	4,0	270	68	540	36	☉	80	4000	15.000	A+	73022500	5,70	Link	
1 CorePro LEDspot 3.5-35W GU10 827 36D	3,5	255	73	545	36	✗	80	2700	15.000	A+	75253100	4,30	Link	
1 CorePro LEDspot 3.5-35W GU10 830 36D	3,5	265	76	565	36	✗	80	3000	15.000	A++	72833800	4,30	Link	
1 CorePro LEDspot 3.5-35W GU10 840 36D	3,5	275	79	590	36	✗	80	4000	15.000	A++	72835200	4,30	Link	
2 MAS LED ExpertColor 5.5-50W GU10 927 25D	50	5,5	355	65	1000	25	☉	97	2700	40.000	A+	70761600	11,05	Link
2 MAS LED ExpertColor 5.5-50W GU10 927 36D		5,5	355	65	800	36	☉	97	2700	40.000	A+	70767800	11,05	Link
2 MAS LED ExpertColor 5.5-50W GU10 930 25D		5,5	375	68	1000	25	☉	97	3000	40.000	A+	70763000	11,05	Link
2 MAS LED ExpertColor 5.5-50W GU10 930 36D		5,5	375	68	800	36	☉	97	3000	40.000	A+	70769200	11,05	Link
2 MAS LED ExpertColor 5.5-50W GU10 940 25D		5,5	400	73	1050	25	☉	97	4000	40.000	A+	70765400	11,05	Link
2 MAS LED ExpertColor 5.5-50W GU10 940 36D		5,5	400	73	850	36	☉	97	4000	40.000	A+	70771500	11,05	Link
3 MAS LED spot VLE DT 4.9-50W GU10 927 36D		4,9	355	72	650	36	☉	90	2200-2700	25.000	A+	70811800	9,90	Link
3 MAS LED spot VLE D 4.9-50W GU10 927 36D		4,9	355	72	650	36	☉	90	2700	25.000	A+	70785200	7,12	Link
3 MAS LED spot VLE D 4.9-50W GU10 927 60D		4,9	355	72	400	60	☉	90	2700	25.000	A+	70791300	7,12	Link
3 MAS LED spot VLE D 4.9-50W GU10 930 36D		4,9	365	74	650	36	☉	90	3000	25.000	A+	70787600	7,12	Link
3 MAS LED spot VLE D 4.9-50W GU10 930 60D		4,9	365	74	400	60	☉	90	3000	25.000	A+	70793700	7,12	Link
3 MAS LED spot VLE D 4.9-50W GU10 940 36D		4,9	380	78	700	36	☉	90	4000	25.000	A+	70789000	7,12	Link
3 MAS LED spot VLE D 4.9-50W GU10 940 60D		4,9	380	78	400	60	☉	90	4000	25.000	A+	70795100	7,12	Link
1 CorePro LEDspot 5-50W GU10 827 36D DIM		5,0	350	70	710	36	☉	80	2700	15.000	A+	72137700	5,90	Link
1 CorePro LEDspot 5-50W GU10 830 36D DIM		5,0	365	73	710	36	☉	80	3000	15.000	A+	72139100	5,90	Link
1 CorePro LEDspot 5-50W GU10 840 36D DIM	5,0	380	76	710	36	☉	80	4000	15.000	A+	73024900	5,90	Link	
1 CorePro LEDspot 4.6-50W GU10 827 36D	4,6	355	77	700	36	✗	80	2700	15.000	A+	75251700	4,90	Link	
1 CorePro LEDspot 4.6-50W GU10 830 36D	4,6	370	80	740	36	✗	80	3000	15.000	A+	72837600	4,90	Link	
1 CorePro LEDspot 4.6-50W GU10 840 36D	4,6	390	85	770	36	✗	80	4000	15.000	A++	72839000	4,90	Link	
1 CorePro LEDspotMV 6.5-65W GU10 830 36D	65	5,0	460	92	800	36	✗	80	3000	15.000	A++	74385000	7,00	Link
1 CorePro LEDspot 5-65W GU10 840 36D ND		5,0	485	97	800	36	✗	80	4000	15.000	A++	74387400	7,00	Link

De actuele dimmerlijst voor hoogvolt LEDlampen kan men terugvinden op onze website onder downloads op:

www.philips.be/ledlamps

LEDspot LV GU5.3



Producttype	Traditioneel	LED	Licht-stroom	Efficacy	Licht-sterkte	Straal-hoek	Dim-baar	CRI	Kleur-temperatuur	Levens-duur	EEL	EOC	Bruto	Ecat	
		W	lm	lm/W	cd	°			K	uur			€		
6 CorePro LED spot ND 3-20W MR16 827 36D		20	3,0	230	77	600	36	ND	80	2700	15.000	A++	71061600	5,20	Link
1 MAS LED ExpertColor 6.5-35W MR16 927 10D		35	6,5	410,0	63	4600	15	☐	97,0	2700	40.000	A	73871900	15,48	Link
1 MAS LED ExpertColor 6.5-35W MR16 927 24D	6,5		420,0	65	2200	24	☐	97,0	2700	40.000	A	73877100	15,48	Link	
1 MAS LED ExpertColor 6.5-35W MR16 927 36D	6,5		420,0	65	1300	36	☐	97,0	2700	40.000	A	73883200	15,48	Link	
1 MAS LED ExpertColor 6.5-35W MR16 930 10D	6,5		430,0	66	5000	15	☐	97,0	3000	40.000	A	73873300	15,48	Link	
1 MAS LED ExpertColor 6.5-35W MR16 930 24D	6,5		440,0	68	2350	24	☐	97,0	3000	40.000	A+	73879500	15,48	Link	
1 MAS LED ExpertColor 6.5-35W MR16 930 36D	6,5		440,0	68	1400	36	☐	97,0	3000	40.000	A+	73885600	15,48	Link	
1 MAS LED ExpertColor 6.5-35W MR16 940 10D	6,5		440,0	68	5000	15	☐	97,0	4000	40.000	A+	73875700	15,48	Link	
1 MAS LED ExpertColor 6.5-35W MR16 940 24D	6,5		460,0	71	2350	24	☐	97,0	4000	40.000	A+	73881800	15,48	Link	
1 MAS LED ExpertColor 6.5-35W MR16 940 36D	6,5		460,0	71	1400	36	☐	97,0	4000	40.000	A+	73887000	15,48	Link	
1 MAS LED ExpertColor 6.5-35W MR16 927 60D	6,5		400,0	62	410	60	☐	97,0	2700	40.000	A	75751200	15,48	Link	
1 MAS LED ExpertColor 6.5-35W MR16 930 60D	6,5		440,0	68	440	60	☐	97,0	3000	40.000	A+	75753600	15,48	Link	
1 MAS LED ExpertColor 6.5-35W MR16 940 60D	6,5		440,0	68	440	60	☐	97,0	4000	40.000	A+	75755000	15,48	Link	
3 MAS LEDspotLV DimTone 6.5-35W MR16 24D			6,5	370,0	57	1800	24	☐	80,0	2700	25.000	A	44213500	14,50	Link
3 MAS LEDspotLV DimTone 6.5-35W MR16 36D			6,5	370,0	57	900	36	☐	80,0	2700	25.000	A	44215900	14,50	Link
4 MAS LED spot VLE D 5.5-35W MR16 827 60D			5,5	450,0	82	500	60	☐	80,0	2700	25.000	A+	70829300	9,05	Link
4 MAS LED spot VLE D 5.5-35W MR16 830 60D			5,5	460,0	84	500	60	☐	80,0	3000	25.000	A+	70831600	9,05	Link
4 MAS LED spot VLE D 5.5-35W MR16 840 60D			5,5	490,0	89	550	60	☐	80,0	4000	25.000	A+	70833000	9,05	Link
4 MAS LED spot VLE D 5.5-35W MR16 827 36D			5,5	450,0	82	1000	36	☐	80,0	2700	25.000	A+	70823100	9,05	Link
4 MAS LED spot VLE D 5.5-35W MR16 830 36D			5,5	460,0	84	1000	36	☐	80,0	3000	25.000	A+	70825500	9,05	Link
4 MAS LED spot VLE D 5.5-35W MR16 840 36D			5,5	490,0	89	1100	36	☐	80,0	4000	25.000	A+	70827900	9,05	Link
6 CorePro LED spot ND 5-35W MR16 827 36D		5,0	345,0	69	650	36	☐	80,0	2700	15.000	A+	71063000	6,10	Link	
6 CorePro LED spot ND 5-35W MR16 840 36D		5,0	390,0	78	650	36	☐	80,0	4000	15.000	A+	71065400	6,10	Link	
1 MAS LED ExpertColor 7.5-43W MR16 927 24D		43	7,5	485,0	65	2400	24	☐	92,0	2700	40.000	A	73538100	19,96	Link
1 MAS LED ExpertColor 7.5-43W MR16 930 24D	7,5		500,0	67	2600	24	☐	92,0	3000	40.000	A	73540400	19,96	Link	
1 MAS LED ExpertColor 7.5-43W MR16 940 24D	7,5		520,0	69	2800	24	☐	92,0	4000	40.000	A	73542800	19,96	Link	
1 MAS LED ExpertColor 7.5-43W MR16 927 36D	7,5		485,0	65	1400	36	☐	92,0	2700	40.000	A	73544200	19,96	Link	
1 MAS LED ExpertColor 7.5-43W MR16 930 36D	7,5		500,0	67	1550	36	☐	92,0	3000	40.000	A	73546600	19,96	Link	
1 MAS LED ExpertColor 7.5-43W MR16 940 36D	7,5		520,0	69	1650	36	☐	92,0	4000	40.000	A	73548000	19,96	Link	
2 MAS LEDspotLV D 8.0-50W 827 MR16 24D		50	8,0	621,0	78	3100	24	☐	80,0	2700	40.000	A+	48999400	18,72	Link
2 MAS LEDspotLV D 8.0-50W 827 MR16 36D			8,0	621,0	78	1650	36	☐	80,0	2700	40.000	A+	51536500	18,72	Link
2 MAS LEDspotLV D 8.0-50W 830 MR16 24D			8,0	621,0	78	3250	24	☐	80,0	3000	40.000	A+	49001300	18,72	Link
2 MAS LEDspotLV D 8.0-50W 830 MR16 36D			8,0	621,0	78	1700	36	☐	80,0	3000	40.000	A+	51538900	18,72	Link
5 MAS LED spot VLE D 7-50W MR16 827 60D			7,0	621,0	89	800	60	☐	80,0	2700	25.000	A+	70841500	13,90	Link
5 MAS LED spot VLE D 7-50W MR16 830 60D			7,0	630,0	90	800	60	☐	80,0	3000	25.000	A+	70843900	13,90	Link
5 MAS LED spot VLE D 7-50W MR16 840 60D			7,0	660,0	94	850	60	☐	80,0	4000	25.000	A+	70845300	13,90	Link
5 MAS LED spot VLE D 7-50W MR16 827 36D			7,0	621,0	89	1600	36	☐	80,0	2700	25.000	A+	70835400	13,90	Link
5 MAS LED spot VLE D 7-50W MR16 830 36D			7,0	630,0	90	1700	36	☐	80,0	3000	25.000	A+	70837800	13,90	Link
5 MAS LED spot VLE D 7-50W MR16 840 36D			7,0	660,0	94	1800	36	☐	80,0	4000	25.000	A+	70839200	13,90	Link
7 CorePro LED spot ND 8-50W MR16 827 36D			8,0	621,0	78	1100	36	☐	80,0	2700	15.000	A+	71067800	10,90	Link
7 CorePro LED spot ND 8-50W MR16 830 36D			8,0	621,0	78	1100	36	☐	80,0	3000	15.000	A+	71069200	10,90	Link
7 CorePro LED spot ND 8-50W MR16 840 36D			8,0	630,0	79	1100	36	☐	80,0	4000	15.000	A+	71089000	10,90	Link

De actuele transformator compatibiliteitslijst en dimmerlijst voor laagvolt LEDlampen kan men terugvinden op onze website onder downloads op: www.philips.be/ledlamps

LEDspot LV MR11



Producttype	Traditioneel	LED	Lichtstroom	Efficacy	Lichtsterkte	Straalhoek	Dimbaar	CRI	Kleurtemperatuur	Levensduur	EEL	EOC	Bruto	Ecat
	W	W	lm	lm/W	cd	°			K	uur			€	
2 MAS LEDspotLV 3.5-20W 827 MR11 24D	20	3,5	200,0	57	1000	24	<input checked="" type="checkbox"/>	80,0	2700	40.000	A+	41019600	12,10	Link
1 CorePro LED spot 2.6-20W 827 MR11 36D		2,6	190,0	73	400	36	<input checked="" type="checkbox"/>	80,0	2700	15.000	A+	70868200	10,50	Link

MASTER LEDspot LV AR111



Producttype	Traditioneel	LED	Lichtstroom	Efficacy	Lichtsterkte	Straalhoek	Dimbaar	CRI	Kleurtemperatuur	Levensduur	EEL	EOC	Bruto	Ecat
	W	W	lm	lm/W	cd	°			K	uur			€	
1 MAS LEDspotLV D 11-50W 927 AR111 8D	50	11,0	560	51	7800	8	<input type="checkbox"/>	90	2700	40.000	A	57833900	25,00	Link
1 MAS LEDspotLV D 11-50W 930 AR111 8D		11,0	580	53	8000	8	<input type="checkbox"/>	90	3000	40.000	A	57835300	25,00	Link
1 MAS LEDspotLV D 11-50W 927 AR111 24D		11,0	560	51	2900	24	<input type="checkbox"/>	90	2700	40.000	A	51488700	25,00	Link
1 MAS LEDspotLV D 11-50W 930 AR111 24D		11,0	580	53	3000	24	<input type="checkbox"/>	90	3000	40.000	A	51490000	25,00	Link
1 MAS LEDspotLV D 11-50W 927 AR111 40D		11,0	550	50	1100	40	<input type="checkbox"/>	90	2700	40.000	A	51492400	25,00	Link
1 MAS LEDspotLV D 11-50W 930 AR111 40D		11,0	570	52	1150	40	<input type="checkbox"/>	90	3000	40.000	A	51494800	25,00	Link
1 MAS LEDspotLV D 15-75W 940 AR111 24D	75	15,0	830	55	4100	24	<input type="checkbox"/>	90	4000	40.000	A	71834600	28,80	Link
1 MAS LEDspotLV D 15-75W 940 AR111 40D		15,0	830	55	1500	40	<input type="checkbox"/>	90	4000	40.000	A	71836000	28,80	Link
1 MAS LEDspotLV D 15-75W 927 AR111 24D		15,0	800	53	3900	24	<input type="checkbox"/>	90	2700	40.000	A	51496200	28,80	Link
1 MAS LEDspotLV D 15-75W 930 AR111 24D		15,0	810	54	4000	24	<input type="checkbox"/>	90	3000	40.000	A	51498600	28,80	Link
1 MAS LEDspotLV D 15-75W 927 AR111 40D		15,0	800	53	1400	40	<input type="checkbox"/>	90	2700	40.000	A	51500600	28,80	Link
1 MAS LEDspotLV D 15-75W 930 AR111 40D		15,0	810	54	1450	40	<input type="checkbox"/>	90	3000	40.000	A	51502000	28,80	Link
1 MAS LEDspotLV D 20-100W 827 AR111 40D	100	20,0	1160	58	2300	40	<input type="checkbox"/>	80	2700	25.000	A	70745600	35,50	Link
1 MAS LEDspotLV D 20-100W 830 AR111 24D		20,0	1200	60	6000	24	<input type="checkbox"/>	80	3000	25.000	A	70743200	35,50	Link
1 MAS LEDspotLV D 20-100W 830 AR111 40D		20,0	1180	59	2350	40	<input type="checkbox"/>	80	3000	25.000	A	70747000	35,50	Link
1 MAS LEDspotLV D 20-100W 840 AR111 24D		20,0	1250	63	6100	24	<input type="checkbox"/>	80	4000	25.000	A	72532000	35,50	Link
1 MAS LEDspotLV D 20-100W 840 AR111 40D		20,0	1250	63	2400	40	<input type="checkbox"/>	80	4000	25.000	A	72534400	35,50	Link
1 MAS LEDspotLV D 20-100W 827 AR111 24D		20,0	1180	59	5800	24	<input type="checkbox"/>	80	2700	25.000	A	51504400	35,50	Link

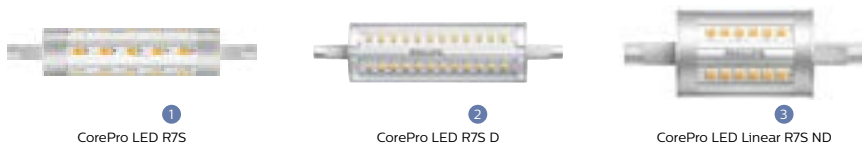
De actuele transformator compatibiliteitslijst en dimmerlijst voor laagvolt LEDlampen kan men terugvinden op onze website onder downloads op: www.philips.be/ledlampen

LEDspotsMV PAR




Producttype	Traditioneel	LED	Lichtstroom	Efficacy	Lichtsterkte	Straalhoek	Dimbaar	CRI	Kleurtemperatuur	Levensduur	EEL	EOC	Bruto	Ecat
	W	W	lm	lm/W	cd	°			K	uur			€	
1 MAS LEDspot CLA D 6-50W 827 PAR20 25D	50	6,0	500	83	1500	25	☐	80	2700	25.000	A+	71356300	15,80	Link
1 MAS LEDspot CLA D 6-50W 830 PAR20 25D		6,0	515	86	1500	25	☐	80	3000	25.000	A+	71366200	15,80	Link
1 MAS LEDspot CLA D 6-50W 840 PAR20 25D		6,0	540	90	1500	25	☐	80	4000	25.000	A+	71368600	15,80	Link
1 MAS LEDspot CLA D 6-50W 827 PAR20 40D		6,0	500	83	800	40	☐	80	2700	25.000	A+	71370900	15,80	Link
1 MAS LEDspot CLA D 6-50W 830 PAR20 40D		6,0	515	86	800	40	☐	80	3000	25.000	A+	71372300	15,80	Link
1 MAS LEDspot CLA D 6-50W 840 PAR20 40D		6,0	540	90	800	40	☐	80	4000	25.000	A+	71374700	15,80	Link
3 MAS LEDspot CLA ND 9-60W 827 PAR38 25D	60	9,0	750	83	1800	25	☒	80	2700	15.000	A+	71456000	19,20	Link
2 MAS LEDspot CLA D 9,5-75W 827 PAR30S 25D	75	9,5	740	78	3500	25	☐	80	2700	25.000	A+	71380800	23,40	Link
2 MAS LEDspot CLA D 9,5-75W 830 PAR30S 25D		9,5	810	85	3500	25	☐	80	3000	25.000	A+	71390700	23,40	Link
2 MAS LEDspot CLA D 9,5-75W 840 PAR30S 25D		9,5	820	86	3500	25	☐	80	4000	25.000	A+	71384600	23,40	Link
3 MAS LEDspot CLA D 13-100W 827 PAR38 25D	100	13,0	875	67	4000	25	☐	80	2700	25.000	A+	71376100	29,20	Link

LED Linear R7S



Producttype	Traditioneel	LED	Lichtstroom	Efficacy	Lichtsterkte	Straalhoek	Dimbaar	CRI	Kleurtemperatuur	Levensduur	EEL	EOC	Bruto	Ecat
	W	W	lm	lm/W	cd	°			K	uur			€	
3 CorePro LED linear D 14-120W R7S 118 830	60	7,5	950	127	NA	360	☒	80	3000	15.000	A++	71394500	16,50	Link
3 CorePro LED linear D 14-120W R7S 118 840		7,5	1000	133	NA	360	☒	80	4000	15.000	A++	71396900	16,50	Link
1 CorePro R7S 118mm 6,5-60W 830		6,5	806	124	NA	360	☒	80	3000	20.000	A++	52253000	14,00	Link
1 CorePro R7S 118mm 14-100W 830 D	100	14,0	1600	114	NA	360	☐	80	3000	15.000	A+	57879700	21,00	Link
1 CorePro R7S 118mm 14-100W 840 D		14,0	1800	129	NA	360	☐	80	4000	15.000	A++	57881000	21,00	Link
2 CorePro LED linear D 14-120W R7S 118 830	120	14,0	2000	143	NA	360	☐	80	3000	15.000	A++	71400300	27,00	Link
2 CorePro LED linear D 14-120W R7S 118 840		14,0	2000	143	NA	360	☐	80	4000	15.000	A++	71406500	27,00	Link

CorePro LEDcapsule LV G4



Producttype	Traditioneel	LED	Lichtstroom	Efficacy	Lichtsterkte	Straalhoek	Dimbaar	CRI	Kleurtemperatuur	Levensduur	EEL	EOC	Bruto	Ecat
	W	W	lm	lm/W	cd	°			K	uur			€	
1 CorePro LEDcapsuleLV 1,2-10W G4 827	10	1,2	120	100	NA	-	☒	80	2700	15.000	A++	57817900	4,40	Link
1 CorePro LEDcapsuleLV 1,2-10W 830 G4		1,2	105	88	NA	-	☒	80	3000	15.000	A++	42228100	4,40	Link
2 CorePro LEDcapsuleLV 2-20W G4 827 D	20	2,0	200	100	NA	-	☐	80	2700	15.000	A++	57865000	7,20	Link
1 CorePro LEDcapsuleLV 2-20W G4 827		2,0	200	100	NA	-	☒	80	2700	15.000	A++	57819300	5,85	Link
1 CorePro LEDcapsuleLV 2-20W 830 G4		2,0	200	100	NA	-	☒	80	3000	15.000	A++	41916800	5,85	Link

De actuele transformator compatibiliteitslijst en dimmerlijst voor laagvolt en hoogvolt LEDlampen kan men terugvinden op onze website onder downloads op: www.philips.be/ledlamps

CorePro LEDcapsule MV G9



Producttype	Traditioneel	LED	Lichtstroom	Efficacy	Lichtsterkte	Straalhoek	Dimbaar	CRI	Kleurtemperatuur	Levensduur	EEL	EOC	Bruto	Ecat
	W	W	lm	lm/W	cd	°			K	uur			€	
1 CorePro LEDcapsule MV 2.3-25W G9 827 D	25	2,3	215	93	NA	-		80	2700	15.000	A++	57869800	8,10	Link
2 CorePro LEDcapsule ND 1.9-25W G9 827		1,9	204	107	NA	-		80	2700	15.000	A++	71392100	6,50	Link
2 CorePro LEDcapsule ND 1.9-25W G9 830		1,9	210	111	NA	-		80	3000	15.000	A++	72423100	6,50	Link
3 CorePro LEDcapsule ND 2.8-35W G9 827	35	2,8	315	113	NA	-		80	2700	15.000	A++	72642600	7,25	Link
3 CorePro LEDcapsule ND 2.8-35W G9 830		2,8	315	113	NA	-		80	3000	15.000	A++	72644000	7,25	Link

CorePro LEDspot MV R39



Producttype	Traditioneel	LED	Lichtstroom	Efficacy	Lichtsterkte	Straalhoek	Dimbaar	CRI	Kleurtemperatuur	Levensduur	EEL	EOC	Bruto	Ecat
	W	W	lm	lm/W	cd	°			K	uur			€	
1 CorePro LEDspotMV ND 2.2-30W 827 R39 36D	28	2,2	150	68	250	36		80	2700	15.000	A++	58404000	5,40	Link

CorePro LEDspot MV R50



Producttype	Traditioneel	LED	Lichtstroom	Efficacy	Lichtsterkte	Straalhoek	Dimbaar	CRI	Kleurtemperatuur	Levensduur	EEL	EOC	Bruto	Ecat
	W	W	lm	lm/W	cd	°			K	uur			€	
1 CorePro LEDspotMV ND 1.7-25W 827 R50 36D	25	1,7	135	79	310	36		80	2700	15.000	A++	57849000	5,40	Link
1 CorePro LEDspotMV ND 2.9-40W 827 R50 36D	40	2,9	230	79	530	36		80	2700	15.000	A++	57851300	5,96	Link
1 CorePro LEDspotMV D 5-60W 827 R50 36D	60	5,0	320	64	735	36		80	2700	15.000	A+	57853700	7,22	Link

De actuele dimmerlijst voor hoogvolt LEDlampen kan men terugvinden op onze website onder downloads op: www.philips.be/ledlamps

CorePro LEDspotMV R63



CorePro LEDspot
MV R63



E27



6 PACK

Producttype	Traditioneel	LED	Lichtstroom	Efficacy	Lichtsterkte	Straalhoek	Dimbaar	CRI	Kleurtemperatuur	Levensduur	EEL	EOC	Bruto	Ecat
	W	W	lm	lm/W	cd	°			K	uur			€	Link
CorePro LEDspotMV ND 2.7-40W 827 R63 36D	40	2,7	210	78	450	36	<input checked="" type="checkbox"/>	80	2700	15.000	A++	57859900	9,06	Link
CorePro LEDspotMV D 5.7-60W 827 R63 36D	60	5,7	345	61	600	36	<input type="checkbox"/>	80	2700	15.000	A+	58958800	11,90	Link

CorePro LEDspot MV R80



CorePro LEDspot
MV ND R80



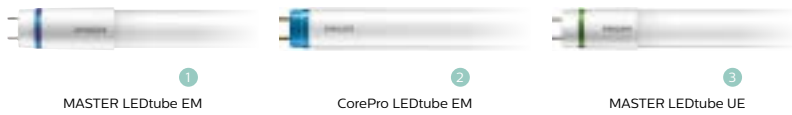
E27



6 PACK

Producttype	Traditioneel	LED	Lichtstroom	Efficacy	Lichtsterkte	Straalhoek	Dimbaar	CRI	Kleurtemperatuur	Levensduur	EEL	EOC	Bruto	Ecat
	W	W	lm	lm/W	cd	°			K	uur			€	Link
CorePro LEDspotMV ND 3.7-60W 827 R80 40D	60	3,7	370	100	850	40	<input checked="" type="checkbox"/>	80	2700	15.000	A++	58406400	10,54	Link
CorePro LEDspotMV ND 7-100W 827 R80 40D	100	7,0	667	95	1500	40	<input checked="" type="checkbox"/>	80	2700	15.000	A++	58408800	10,90	Link

MASTER LEDtube T8 / EM & MAINS



Producttype	Traditioneel ¹	LED	Lichtstroom	Efficacy	Straalhoek	CRI	Kleurtemp.	Levensduur	EEL	EOC	Bruto	Ecat
	W	W	lm	lm/W	°		K	uur			€	
1 MAS LEDtube 600mm HO 8W840 T8	18	8,0	1050	131	160	83	4000	50.000	A++	69749800	13,00	Link
1 MAS LEDtube 600mm HO 8W865 T8		8,0	1050	131	160	83	6500	50.000	A++	69751100	13,00	Link
1 MAS LEDtube 600mm HO 8W830 T8		8,0	1000	125	160	83	3000	50.000	A++	69747400	13,00	Link
2 CorePro LEDtube 600mm 8W840		8,0	800	100	160	80	4000	30.000	A+	71103300	9,00	Link
2 CorePro LEDtube 600mm 8W865		8,0	800	100	160	80	6500	30.000	A+	71105700	9,00	Link
1 MAS LEDtube 900mm HO 12W 840 T8	30	12,0	1575	131	160	83	4000	50.000	A++	68708600	17,10	Link
1 MAS LEDtube 900mm HO 12W 865 T8		12,0	1575	131	160	83	6500	50.000	A++	68710900	17,10	Link
3 MAS LEDtube 1200mm UE 14.5W 840 T8	36	14,5	2500	172	160	83	4000	60.000	A++	73150500	27,10	Link
3 MAS LEDtube 1200mm UE 14.5W 865 T8		14,5	2500	172	160	83	6500	60.000	A++	73152900	27,10	Link
1 MAS LEDtube 1200mm UO 16W 840 T8		16,0	2500	156	160	83	4000	50.000	A++	68738300	19,72	Link
1 MAS LEDtube 1200mm UO 16W 865 T8		16,0	2500	156	160	83	6500	50.000	A++	68740600	19,72	Link
1 MAS LEDtube 1200mm UO 16W 830 T8		16,0	2300	144	160	83	3000	50.000	A++	68736900	19,72	Link
1 MAS LEDtube 1200mm HO 14W840 T8		14,0	2100	150	160	83	4000	50.000	A++	68720800	18,46	Link
1 MAS LEDtube 1200mm HO 14W865 T8		14,0	2100	150	160	83	6500	50.000	A++	68722200	18,46	Link
1 MAS LEDtube 1200mm HO 14W830 T8		14,0	2000	143	160	83	3000	50.000	A++	68718500	18,46	Link
2 CorePro LEDtube 1200mm 14.5W840		14,5	1600	110	160	80	4000	30.000	A+	71107100	10,85	Link
2 CorePro LEDtube 1200mm 14.5W865		14,5	1600	110	160	80	6500	30.000	A+	71109500	10,85	Link
3 MAS LEDtube 1500mm UE 21.5W 840 T8		58	21,5	3700	172	160	83	4000	60.000	A++	73154300	35,45
3 MAS LEDtube 1500mm UE 21.5W 865 T8	21,5		3700	172	160	83	6500	60.000	A++	73156700	35,45	Link
1 MAS LEDtube 1500mm UO 24W 830 T8	24,0		3400	142	160	83	3000	50.000	A++	68742000	27,05	Link
1 MAS LEDtube 1500mm UO 24W 840 T8	24,0		3700	154	160	83	4000	50.000	A++	68744400	27,05	Link
1 MAS LEDtube 1500mm UO 24W 865 T8	24,0		3700	154	160	83	6500	50.000	A++	68746800	27,05	Link
1 MAS LEDtube 1500mm HO 20W830 T8	20,0		2900	145	160	83	3000	50.000	A++	68712300	22,22	Link
1 MAS LEDtube 1500mm HO 20W840 T8	20,0		3100	155	160	83	4000	50.000	A++	68714700	22,22	Link
1 MAS LEDtube 1500mm HO 20W865 T8	20,0		3100	155	160	83	6500	50.000	A++	68716100	22,22	Link
2 CorePro LEDtube 1500mm 20W 840	20,0		2200	110	160	80	4000	30.000	A+	71091300	14,40	Link
2 CorePro LEDtube 1500mm 20W 865	20,0		2200	110	160	80	6500	30.000	A+	71095100	14,40	Link

¹) De wattages onder 'Traditioneel' worden vermeld om aan te geven welke LEDbuis qua lengte correspondeert met de eventueel te vervangen fluorescentie buis. De lichtopbrengst van LEDtubes kan door zijn directionele uitvoering anders zijn dan die van fluorescentie buizen.

^{*}) "UE" staat voor Ultra Efficiency. Deze LEDtubes zijn identiek aan de Ultra Output range maar hebben een veel hogere rendement (172 Lm/W)

MASTER LEDtube T8 / InstantFit (HF)



Producttype	Traditioneel ¹	LED	Licht-stroom	Efficacy	Straal-hoek	CRI	Kleur-temp.	Levens-duur	EEL	EOC	Bruto	Ecat
		W	lm	lm/W								
1 MAS LEDtube HF 600mm HO 8W830 T8	18	8	1000	125	160	83	3000	50.000	A+	74353900	27,60	Link
1 MAS LEDtube HF 600mm HO 8W840 T8		8	1050	131	160	83	4000	50.000	A+	74355300	27,60	Link
1 MAS LEDtube HF 600mm HO 8W865 T8		8	1050	131	160	83	6500	50.000	A+	74367600	27,60	Link
2 CorePro LEDtube HF 600mm 9W840 T8 G		9	800	89	160	83	4000	30.000	A	65217600	18,00	Link
2 CorePro LEDtube HF 600mm 9W865 T8 G		9	800	89	160	83	6500	30.000	A	65219000	18,00	Link
1 MAS LEDtube HF 1200mm UO 16W840 T8	36	16	2500	156	160	83	4000	50.000	A++	68796300	29,15	Link
1 MAS LEDtube HF 1200mm UO 16W865 T8		16	2500	156	160	83	6500	50.000	A++	68798700	29,15	Link
1 MAS LEDtube HF 1200mm UO 16W830 T8		16	2350	147	160	83	3000	50.000	A+	68800700	29,15	Link
1 MAS LEDtube HF 1200mm HO 14W840 T8		14	2100	150	160	83	4000	50.000	A++	68748200	26,60	Link
1 MAS LEDtube HF 1200mm HO 14W865 T8		14	2100	150	160	83	6500	50.000	A++	68750500	26,60	Link
1 MAS LEDtube HF 1200mm HO 14W830 T8		14	2000	143	160	83	3000	50.000	A+	68752900	26,60	Link
2 CorePro LEDtube HF 1200mm 15W840 T8 G		15	1600	107	160	83	4000	30.000	A+	58127800	18,10	Link
2 CorePro LEDtube HF 1200mm 15W865 T8 G		15	1600	107	160	83	6500	30.000	A+	58129200	18,10	Link
1 MAS LEDtube HF 1500mm UO 24W840 T8	58	24	3700	154	160	83	4000	50.000	A++	68802100	35,45	Link
1 MAS LEDtube HF 1500mm UO 24W865 T8		24	3700	154	160	83	6500	50.000	A++	68804500	35,45	Link
1 MAS LEDtube HF 1500mm UO 24W830 T8		24	3500	146	160	83	3000	50.000	A++	68806900	35,45	Link
1 MAS LEDtube HF 1500mm HO 20W840 T8		20	3100	155	160	83	4000	50.000	A++	68754300	31,90	Link
1 MAS LEDtube HF 1500mm HO 20W865 T8		20	3100	155	160	83	6500	50.000	A++	68756700	31,90	Link
1 MAS LEDtube HF 1500mm HO 20W830 T8		20	2900	145	160	83	3000	50.000	A+	68758100	31,90	Link
2 CorePro LEDtube HF 1500mm 20W840 T8 G		20	2000	100	160	83	4000	30.000	A+	59203800	21,20	Link
2 CorePro LEDtube HF 1500mm 20W865 T8 G		20	2000	100	160	83	6500	30.000	A+	59205200	21,20	Link

MASTER LEDtube T8 / Universal (EM, MAINS & HF)



Producttype	Traditioneel ¹	LED	Licht-stroom	Efficacy	Straal-hoek	CRI	Kleur-temp.	Levens-duur	EEL	EOC	Bruto	Ecat
		W	lm	lm/W								
1 MAS LEDtube UN 1200mm UO 16W830 T8	36	16,0	2300	144	160	83	3000	50.000	A++	72853600	40,40	Link
1 MAS LEDtube UN 1200mm UO 16W840 T8		16,0	2500	156	160	83	4000	50.000	A++	70537700	40,40	Link
1 MAS LEDtube UN 1200mm UO 16W865 T8		16,0	2500	156	160	83	6500	50.000	A++	70539100	40,40	Link
NIEUW 2 CorePro LEDtube UN 1200mm HO 18W830 T8		18,0	1850	103	240	80	3000	30.000	A+	80166600	32,50	Link
NIEUW 2 CorePro LEDtube UN 1200mm HO 18W840 T8		18,0	2000	111	240	80	4000	30.000	A+	80168000	32,50	Link
NIEUW 2 CorePro LEDtube UN 1200mm HO 18W865 T8		18,0	2000	111	240	80	6500	30.000	A+	80170300	32,50	Link
1 MAS LEDtube UN 1500mm UO 24W830 T8	58	24,0	3400	142	160	83	3000	50.000	A++	72851200	43,40	Link
1 MAS LEDtube UN 1500mm UO 24W840 T8		24,0	3700	154	160	83	4000	50.000	A++	70533900	43,40	Link
1 MAS LEDtube UN 1500mm UO 24W865 T8		24,0	3700	154	160	83	6500	50.000	A++	70535300	43,40	Link
NIEUW 2 CorePro LEDtube UN 1500mm HO 23W830 T8		23,0	2500	109	240	80	3000	30.000	A+	80172700	37,50	Link
NIEUW 2 CorePro LEDtube UN 1500mm HO 23W840 T8		23,0	2700	117	240	80	4000	30.000	A+	80174100	37,50	Link
NIEUW 2 CorePro LEDtube UN 1500mm HO 23W865 T8		23,0	2700	117	240	80	6500	30.000	A+	80176500	37,50	Link

Dummy starter is steeds meegeleverd met de EM/Mains en Universal LEDtube.

Raadpleeg de VSA-compatibiliteitslijst voor LEDtubes via: www.philips.be/ledtube

¹) De wattages onder 'Traditioneel' worden vermeld om aan te geven welke LEDbuis qua lengte correspondeert met de eventueel te vervangen fluorescentie buis. De lichtopbrengst van LEDtubes kan door zijn directionele uitvoering anders zijn dan die van fluorescentie buizen.

MASTER LEDtube T8 Special



Producttype	Traditioneel ¹	LED	Licht-stroom	Efficacy	Straal-hoek	CRI	Kleur-temp.	Levens-duur	EEL	EOC	Bruto	Ecat
	W	W	lm	lm/W	°		K	uur			€	
1 MAS LEDtube 900mm 8.5W833 T8 FOOD	30	8,5	750	88	160	83	3300	50.000	A+	76391900	54,20	Link
1 MAS LEDtube 1200mm 12W833 T8 FOOD	36	12,0	1000	83	160	83	3300	50.000	A+	76393300	46,30	Link
2 MAS LEDtube HF 1200mm 16.5W833 T8 FOOD		16,5	1000	61	160	83	3300	50.000	B	56616900	60,00	Link
1 MAS LEDtube 1500mm 20W833 T8 FOOD	58	20,0	1680	84	160	83	3300	50.000	A+	76395700	54,20	Link

MASTER LEDtube T5 / HF: High Output & Ultra Output



Raadpleeg de VSA-compatibiliteitslijst voor LEDtubes via:
www.philips.be/ledtube



Producttype	Traditioneel ¹	LED	Licht-stroom	Efficacy	Straal-hoek	CRI	Kleur-temp.	Levens-duur	EEL	EOC	Bruto	Ecat
	W	W	lm	lm/W	°		K	uur			€	
1 MAS LEDtube HF 1200mm HO 26W 830 T5	54	26	3700	142	160	83	3000	50.000	A+	70527800	43,35	Link
1 MAS LEDtube HF 1200mm HO 26W 840 T5		26	3900	150	160	83	4000	50.000	A++	70529200	43,35	Link
1 MAS LEDtube HF 1200mm HO 26W 865 T5		26	3900	150	160	83	6500	50.000	A++	70531500	43,35	Link
1 MAS LEDtube HF 1500mm HO 26W 830 T5	49	26	3700	142	160	83	3000	50.000	A+	68552500	43,35	Link
1 MAS LEDtube HF 1500mm HO 26W 840 T5		26	3900	150	160	83	4000	50.000	A++	68554900	43,35	Link
1 MAS LEDtube HF 1500mm HO 26W 865 T5		26	3900	150	160	83	6500	50.000	A++	68556300	43,35	Link
1 MAS LEDtube HF 1500mm UO 36W 830 T5	80	36	5200	144	160	83	3000	50.000	A++	70599500	53,20	Link
1 MAS LEDtube HF 1500mm UO 36W 840 T5		36	5600	156	160	83	4000	50.000	A++	70603900	53,20	Link
1 MAS LEDtube HF 1500mm UO 36W 865 T5		36	5600	156	160	83	6500	50.000	A++	70605300	53,20	Link

MASTER LEDtube T5 / HF: High Efficiency



Producttype	Traditioneel ¹	LED	Licht-stroom	Efficacy	Straal-hoek	CRI	Kleur-temp.	Levens-duur	EEL	EOC	Bruto	Ecat
	W	W	lm	lm/W	°		K	uur			€	
1 MAS LEDtube HF 600mm HE 8W 830 T5	14	8,0	1000	125	200	83	3000	50.000	A+	74323200	22,65	Link
1 MAS LEDtube HF 600mm HE 8W 840 T5		8,0	1050	131	200	83	4000	50.000	A+	74325600	22,65	Link
1 MAS LEDtube HF 600mm HE 8W 865 T5		8,0	1050	131	200	83	6500	50.000	A+	74327000	22,65	Link
1 MAS LEDtube HF 1200mm HE 16.5W 830 T5	28	16,5	2300	139	200	83	3000	50.000	A+	74329400	34,05	Link
1 MAS LEDtube HF 1200mm HE 16.5W 840 T5		16,5	2500	152	200	83	4000	50.000	A++	74331700	34,05	Link
1 MAS LEDtube HF 1200mm HE 16.5W 865 T5		16,5	2500	152	200	83	6500	50.000	A++	74333100	34,05	Link
1 MAS LEDtube HF 1500mm HE 20W 830 T5	35	20,0	2800	140	200	83	3000	50.000	A+	74335500	36,45	Link
1 MAS LEDtube HF 1500mm HE 20W 840 T5		20,0	3000	150	200	83	4000	50.000	A++	74337900	36,45	Link
1 MAS LEDtube HF 1500mm HE 20W 865 T5		20,0	3000	150	200	83	6500	50.000	A++	74339300	36,45	Link

1) De wattages onder 'Traditioneel' worden vermeld om aan te geven welke LEDbuis qua lengte correspondeert met de eventueel te vervangen fluorescentie buis. De lichtopbrengst van LEDtubes kan door zijn directionele uitvoering anders zijn dan die van fluorescentie buizen.

2) De wattages onder 'Traditioneel' worden vermeld om aan te geven welke LED PL-C lamp qua lampvoet correspondeert met de eventueel te vervangen fluorescentie lamp. De lichtopbrengst van LED PL-C lampen kan door zijn directionele uitvoering anders zijn dan die van fluorescentie lampen.

MASTER LEDtube T5 / Mains: High Output



MASTER LEDtube T5 / Mains HO



Producttype	Traditioneel ¹	LED	Licht-stroom	Efficacy	Straal-hoek	CRI	Kleur-temp.	Levens-duur	EEL	EOC	Bruto	Ecat
	W	W	lm	lm/W	°		K	uur			€	
NIEUW ① MAS LEDtube 1500mm HO 26W 830 T5	49	26,0	3600	138	200	80	3000	50.000	A++	81929600	51,00	Link
NIEUW ① MAS LEDtube 1500mm HO 26W 840 T5		26,0	3900	150	200	80	4000	50.000	A++	81931900	51,00	Link
NIEUW ① MAS LEDtube 1500mm HO 26W 865 T5		26,0	3900	150	200	80	6500	50.000	A++	81933300	51,00	Link
NIEUW ① MAS LEDtube 1200mm HO 26W 830 T5	54	26,0	3600	138	200	80	3000	50.000	A++	81921000	51,00	Link
NIEUW ① MAS LEDtube 1200mm HO 26W 840 T5		26,0	3900	150	200	80	4000	50.000	A++	81923400	51,00	Link
NIEUW ① MAS LEDtube 1200mm HO 26W 865 T5		26,0	3900	150	200	80	6500	50.000	A++	81925800	51,00	Link

CorePro LED PL-C / 2-pins



CorePro LED PL-C / 2-pins

Raadpleeg de VSA-compatibiliteitslijst voor PL-C lampen via: www.philips.be/ledtube



Producttype	Traditioneel ²	LED	Licht-stroom	Efficacy	Straal-hoek	CRI	Kleur-temp.	Levens-duur	EEL	EOC	Bruto	Ecat
	W	W	lm	lm/W	°		K	uur			€	
① CorePro LED PLC 4.5W 830 2P G24d-1	13	4,5	475	106	160	83	3000	30.000	A++	70659600	10,75	Link
① CorePro LED PLC 4.5W 840 2P G24d-1		4,5	500	111	160	83	4000	30.000	A++	70661900	10,75	Link
① CorePro LED PLC 6.5W 830 2P G24d-2	18	6,5	600	92	160	83	3000	30.000	A+	54127200	11,40	Link
① CorePro LED PLC 6.5W 840 2P G24d-2		6,5	650	100	160	83	4000	30.000	A+	54129600	11,40	Link
① CorePro LED PLC 8.5W 830 2P G24d-3	26	8,5	900	106	160	83	3000	30.000	A+	54123400	14,15	Link
① CorePro LED PLC 8.5W 840 2P G24d-3		8,5	950	112	160	83	4000	30.000	A+	54125800	14,15	Link

CorePro LED PL-C / 4-pins (HF)



CorePro LED PL-C / 4-pins

Raadpleeg de VSA-compatibiliteitslijst voor PL-L lampen via: www.philips.be/ledtube



Producttype	Traditioneel ²	LED	Licht-stroom	Efficacy	Straal-hoek	CRI	Kleur-temp.	Levens-duur	EEL	EOC	Bruto	Ecat
	W	W	lm	lm/W	°		K	uur			€	
① CorePro LED PLC 4.5W 830 4P G24q-1	13	4,5	475	106	160	83	3000	30.000	A+	70663300	10,75	Link
① CorePro LED PLC 4.5W 840 4P G24q-1		4,5	500	111	160	83	4000	30.000	A+	70665700	10,75	Link
① CorePro LED PLC 6.5W 830 4P G24q-2	18	6,5	600	92	160	83	3000	30.000	A+	54119700	12,40	Link
① CorePro LED PLC 6.5W 840 4P G24q-2		6,5	650	100	160	83	4000	30.000	A+	54121000	12,40	Link
① CorePro LED PLC 9W 830 4P G24q-3	26	9	900	100	160	83	3000	30.000	A+	54115900	14,15	Link
① CorePro LED PLC 9W 840 4P G24q-3		9	950	106	160	83	4000	30.000	A+	54117300	14,15	Link

1) De wattages onder 'Traditioneel' worden vermeld om aan te geven welke LEDbuis qua lengte correspondeert met de eventueel te vervangen fluorescentie buis. De lichtopbrengst van LEDtubes kan door zijn directionele uitvoering anders zijn dan die van fluorescentie buizen.

2) De wattages onder 'Traditioneel' worden vermeld om aan te geven welke LED PL-C lamp qua lampvoet correspondeert met de eventueel te vervangen fluorescentie lamp. De lichtopbrengst van LED PL-C lampen kan door zijn directionele uitvoering anders zijn dan die van fluorescentie lampen.

CorePro LED PL-L



Producttype	Traditioneel ²	LED	Lichtstroom	Efficacy	Straalhoek	CRI	Kleurtemp.	Levensduur	EEL	EOC	Bruto	Ecat
	W	W	lm	lm/W	°		K	uur			€	
① CorePro LED PLL HF 16.5W 830 4P 2G11	36	17	2000	121	160	83	3000	30.000	A+	73966200	25,20	Link
① CorePro LED PLL HF 16.5W 840 4P 2G11		17	2100	127	160	83	4000	30.000	A+	73974700	25,20	Link
① CorePro LED PLL HF 16.5W 865 4P 2G11		17	2100	127	160	83	6500	30.000	A+	73976100	25,20	Link

LED Starter



Producttype	Traditioneel ²	LED	Lichtstroom	Efficacy	Straalhoek	CRI	Kleurtemp.	Levensduur	EEL	EOC	Bruto	Ecat
	W	W	lm	lm/W	°		K	uur			€	
① MASTER LEDtube Starter EMP										72928000	1,25	Link

1) De wattages onder 'Traditioneel' worden vermeld om aan te geven welke LEDbuis qua lengte correspondeert met de eventueel te vervangen fluorescentie buis. De lichtopbrengst van LEDtubes kan door zijn directionele uitvoering anders zijn dan die van fluorescentie buizen.

2) De wattages onder 'Traditioneel' worden vermeld om aan te geven welke LED PL-C lamp qua lampvoet correspondeert met de eventueel te vervangen fluorescentie lamp. De lichtopbrengst van LED PL-C lampen kan door zijn directionele uitvoering anders zijn dan die van fluorescentie lampen.

E27 LEDbulb



Producttype	Traditioneel	LED	Lichtstroom	Efficacy	Dimbaar	CRI	Kleurtemperatuur	Levensduur	EEL	EOC	Bruto	Ecat
	W	W	lm	lm/W			K	uur			€	
1 MAS LEDbulb DT 6-40W E27 A60 CL	40	6,0	470	78		80	2200-2700	25.000	A+	48128800	9,52	Link
5 MAS LED bulb DT 5.5-40WE27 927-922 A60FR		5,5	470	85		90	2200-2700	25.000	A+	70709800	10,50	Link
4 CorePro LEDbulb D 5.5-40W A60 E27 827		5,5	470	85		80	2700	15.000	A+	76266000	8,70	Link
3 CorePro LEDbulb ND 5.5-40W A60 E27 827		5,5	470	85		80	2700	15.000	A+	57757800	7,00	Link
3 CorePro LEDbulb ND 5-40W A60 E27 830		5,0	470	94		80	3000	15.000	A+	57993000	7,00	Link
1 MAS LEDbulb DT 8.5-60W E27 A60 CL	60	8,5	806	95		80	2200-2700	25.000	A+	48132500	10,80	Link
5 MAS LED bulb DT 9-60W E27 927-922 A60 FR		9,0	806	90		90	2200-2700	25.000	A+	70711100	13,20	Link
4 CorePro LEDbulb D 8.5-60W A60 E27 827		8,5	806	95		80	2700	15.000	A+	76270700	10,10	Link
3 CorePro LEDbulb ND 8-60W A60 E27 827		8,0	806	101		80	2700	15.000	A+	57755400	8,70	Link
3 CorePro LEDbulb ND 7.5-60W A60 E27 830		7,5	806	107		80	3000	15.000	A+	57771400	8,70	Link
NIEUW 6 CorePro LED Stick ND 9.5-68W T38 E27 830	68	9,5	950	100		80	3000	15.000	A+	81451200	5,50	Link
2 MAS LEDbulb DT 11-75W A67 E27 827 FR	75	11,0	1055	96		80	2200-2700	25.000	A+	55551400	16,75	Link
4 CorePro LEDbulb D 11-75W A60 E27 827		11,0	1055	96		80	2700	15.000	A+	76274500	13,80	Link
3 CorePro LEDbulb ND 10.5-75W A60 E27 830		10,5	1055	100		80	3000	15.000	A+	49752400	10,80	Link
3 CorePro LEDbulb ND 11-75W A60 E27 827		11,0	1055	96		80	2700	15.000	A+	49076100	10,80	Link
NIEUW 6 CorePro LED Stick ND 9.5-75W T38 E27 840		9,5	1050	111		80	4000	15.000	A+	81453600	5,50	Link
2 MAS LEDbulb DT 15-100W A67 E27 827 FR	100	15,0	1521	101		80	2200-2700	25.000	A+	55555200	17,30	Link
4 CorePro LEDbulb D 13.5-100W A67 E27 827		13,5	1521	113		80	2700	15.000	A+	76278300	15,00	Link
3 CorePro LEDbulb ND 13-100W A60 E27 827		13,0	1521	117		80	2700	15.000	A+	49074700	14,60	Link
3 CorePro LEDbulb ND 13-100W A60 E27 830		13,0	1521	117		80	3000	15.000	A+	57767700	14,60	Link
3 CorePro LEDbulb ND 18.5-120W E27 827 A67		120	18,5	2000	108		80	2700	15.000	A+	70167600	13,60

Classic LEDbulb ST64



Producttype	Traditioneel	LED	Lichtstroom	Efficacy	Dimbaar	CRI	Kleurtemperatuur	Levensduur	EEL	EOC	Bruto	Ecat
	W	W	lm	lm/W			K	uur			€	
1 CLA LEDBulb ND 4-40W ST64 E27 827 CL	40	4,0	470	118		80	2700	15.000	A++	57403400	7,46	Link
2 CLA LEDBulb D 7-50W ST64 E27 820 GOLD	50	7,0	630	90		80	2000	15.000	A+	57573400	12,60	Link
2 CLA LEDBulb D 7-55W ST64 E27 825 GOLD	55	7,0	720	103		80	2500	15.000	A+	57571000	12,60	Link
1 CLA LEDBulb D 7-60W ST64 E27 827 CL	60	7,0	806	115		80	2700	15.000	A++	57569700	16,00	
1 CLA LEDBulb DT 8-60W ST64 E27 CL		8,0	806	101		80	2200-2700	15.000	A+	70976400	14,50	Link
1 CLA LEDBulb ND 7-60W E27 WW ST64 CL		7,0	806	115		80	2700	15.000	A++	74275400	9,30	Link

Classic LEDbulb



1
Classic Filament
LEDbulb A60 CL



2
Classic Filament
LEDbulb A60 GOLD



E27



10 PACK

Producttype	Traditioneel	LED	Lichtstroom	Efficacy	Dimbaar	CRI	Kleurtemperatuur	Levensduur	EEL	EOC	Bruto	Ecat
	W	W	lm	lm/W			K	uur			€	
1 CLA LEDBulb D 5.5-40W A60 E27 827 CL	40	5,5	470	85	☐	80	2700	15.000	A+	70940500	8,10	Link
1 CLA LEDBulb DT 5.5-40W A60 E27 CL		5,5	470	85	🔵	80	2200-2700	15.000	A+	70968900	12,50	Link
1 CLA LEDBulb ND 4-40W A60 E27 827 CL		4,0	470	118	☒	80	2700	15.000	A++	57399000	7,46	Link
2 CLA LEDBulb D 7.5-48W A60 E27 820 GOLD	48	7,5	610	81	☐	80	2000	15.000	A+	70956600	11,30	Link
1 CLA LEDBulb D 8-60W A60 E27 827 CL	60	8,0	806	101	☐	80	2700	15.000	A+	70944300	9,00	Link
1 CLA LEDBulb DT 8-60W A60 E27 CL		8,0	806	101	🔵	80	2200-2700	15.000	A+	70972600	14,50	Link
1 CLA LEDBulb ND 7-60W E27 WW A60 CL		7,0	806	115	☒	80	2700	15.000	A++	74273000	8,80	Link
1 CLA LEDBulb ND 8-75W E27 WW A60 CL	75	8,0	1055	132	☒	80	2700	15.000	A++	74259400	12,00	Link
1 CLA LEDBulb ND 8-75W E27 CW A60 CL		8,0	1055	132	☒	80	4000	15.000	A++	74261700	12,00	Link
1 CLA LEDBulb ND 11-100W E27 WW A67 CL	100	11,0	1521	138	☒	80	2700	15.000	A++	74265500	20,80	Link
1 CLA LEDBulb ND 11-100W E27 CW A67 CL		11,0	1521	138	☒	80	4000	15.000	A++	74267900	20,80	Link

Classic LEDbulb / Spiral



1
Classic LEDbulb /
Spiral A60



2
Classic LEDbulb /
Spiral ST64



3
Classic LEDbulb /
Spiral G93



4
LED classic-giant
E27 G200



5
LED classic-giant
E27 A160



6
LED classic-giant
E27 T65



E27



2/6/10 PACK

Producttype	Traditioneel	LED	Lichtstroom	Efficacy	Dimbaar	CRI	Kleurtemperatuur	Levensduur	EEL	EOC	Bruto	Ecat
	W	W	lm	lm/W			K	uur			€	
CLA LEDCandle ND 2.3-14W B35 E14 SP GOLD	14	2,3	125	54	☒	80	2000	15.000	A+	76749800	13,50	Link
1 CLA LEDBulb SP ND 2.3-14W E27 GOLD A60CL		2,3	125	54	☒	80	2000	15.000	A+	74411600	21,20	Link
2 CLA LEDBulb SP ND 5-25W E27 GOLD ST64 CL	25	5,0	250	50	☒	80	2000	15.000	A	74413000	31,90	Link
3 CLA LEDBulb SP ND 5-25W E27 GOLD G93 CL		5,0	250	50	☒	80	2000	15.000	A	74415400	40,10	Link
NIEUW 4 LED classic-giant 40W E27 G200 GOLD DIM	40	6,5	470	72	☐	80	2000	15.000	A+	80347900	72,50	Link
NIEUW 5 LED classic-giant 40W E27 A160 GOLD DIM		6,5	470	72	☐	80	2000	15.000	A+	80349300	70,00	Link
NIEUW 6 LED classic-giant 40W E27 T65 GOLD DIM		6,5	470	72	☐	80	2000	15.000	A+	80351600	67,50	Link

Classic LEDGlobe



1
Classic LEDGlobe
GOLD



2
Classic LEDGlobe
CL



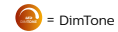
E27



2/6 PACK

Producttype	Traditioneel	LED	Lichtstroom	Efficacy	Dimbaar	CRI	Kleurtemperatuur	Levensduur	EEL	EOC	Bruto	Ecat
	W	W	lm	lm/W			K	uur			€	
1 CLA LEDBulb ND 5-25W E27 2000K G200 GOLD	25	5,0	300	60	☒	80	2000	15.000	A	76812900	57,00	Link
1 CLA LEDBulb ND 5-25W E27 2000K A160 GOLD		5,0	300	60	☒	80	2000	15.000	A	76810500	57,00	Link
1 CLA LEDGlobe D 7-50W G120 E27 820 GOLD	50	7,0	630	90	☐	80	2000	15.000	A+	57577200	14,96	Link
2 CLA LEDGlobe D 7-60W G93 E27 827 CL	60	7,0	806	115	☐	80	2700	15.000	A++	57575800	11,32	Link
2 CLA LEDBulb ND 7-60W E27 WW G93 CL		7,0	806	115	☒	80	2700	15.000	A++	74271600	9,30	Link

LEDcandle



Producttype	Traditioneel	LED	Lichtstroom	Efficacy	Dimbaar	CRI	Kleurtemperatuur	Levensduur	EEL	EOC	Bruto	Ecat
		W	lm	lm/W			K	uur			€	
1 MAS LEDcandle DT 4-25W E14 B38 CL	25	4,0	250	63		80	2200-2700	25.000	A+	45368100	6,08	Link
5 MAS LEDcandle DT 4-25W E14 BA38 CL		4,0	250	63		80	2200-2700	25.000	A+	45376600	6,08	Link
3 CorePro Candle ND 4-25W E14 827 B35 CL		4,0	250	63		80	2700	15.000	A+	50757500	6,60	Link
4 CorePro candle ND 4-25W E14 827 B35 FR		4,0	250	63		80	2700	15.000	A+	78701300	6,60	Link
1 MAS LEDcandle DT 6-40W E14 B38 CL	40	6,0	470	78		80	2200-2700	25.000	A+	45350600	8,35	Link
5 MAS LEDcandle DT 6-40W E14 BA38 CL		6,0	470	78		80	2200-2700	25.000	A+	45354400	8,35	Link
2 MAS LEDcandle DT 6-40W E27 B38 CL		6,0	470	78		80	2200-2700	25.000	A+	47479200	8,35	Link
3 CorePro candle ND 5.5-40W E14 827 B35 CL		5,5	470	85		80	2700	15.000	A+	45479400	7,20	Link
4 CorePro candle ND 5.5-40W E14 827 B35 FR		5,5	470	85		80	2700	15.000	A+	76238600	7,20	Link
1 MAS LEDcandle DT 8-60W B40 E14 827 CL	60	8,0	806	101		80	2200-2700	25.000	A+	55599600	8,85	Link
4 CorePro candle ND 7-60W E14 827 B38 FR		7,0	806	115		80	2700	15.000	A++	70299400	11,10	Link

Classic LEDcandle



Producttype	Traditioneel	LED	Lichtstroom	Efficacy	Dimbaar	CRI	Kleurtemperatuur	Levensduur	EEL	EOC	Bruto	Ecat
		W	lm	lm/W			K	uur			€	
1 CLA LEDCandle D 2.7-25W B35 E14 827 CL	25	2,7	250	93		80	2700	15.000	A++	70980100	7,10	Link
1 CLA LEDCandle ND 2-25W B35 E14 827 CL		2,0	250	125		80	2700	15.000	A++	57407200	6,40	Link
3 CLA LEDCandle ND 2.2-25W B35 E14 FR		2,2	250	114		80	2700	15.000	A++	70637400	6,40	Link
7 CLA LEDCandle ND 2-25W BA35 E14 827 CL		2,0	250	125		80	2700	15.000	A++	57409600	6,40	Link
4 CLA LEDCandle ND 2.2-25W BA35 E14 FR		2,2	250	114		80	2700	15.000	A++	70649700	6,40	Link
5 CLA LEDCandle ND 2-25W ST35 E14 827 CL		2,0	250	125		80	2700	15.000	A++	57411900	6,40	Link
2 CLA LEDCandle D 5-35W E14 GOLD B35 CL	35	5,0	410	82		80	2500	15.000	A+	75084100	8,80	Link
6 CLA LEDBulb D 5-35W E14 GOLD BA35 CL		5,0	410	82		80	2500	15.000	A+	75088900	8,80	Link
1 CLA LEDCandle D 5-40W B35 E14 827 CL	40	5,0	470	94		80	2700	15.000	A+	70982500	8,10	Link
7 CLA LEDCandle D 5-40W BA35 E14 827 CL		5,0	470	94		80	2700	15.000	A+	70996200	8,10	Link
1 CLA LEDCandle ND 4-40W B35 E14 827 CL		4,0	470	118		80	2700	15.000	A++	58729400	8,02	Link
3 CLA LEDCandle ND 4.3-40W B35 E14 FR	4,3	470	109		80	2700	15.000	A++	70639800	8,00	Link	

LEDLuster



Producttype	Traditioneel	LED	Licht-stroom	Efficacy	Dim-baar	CRI	Kleur-temperatuur	Levens-duur	EEL	EOC	Bruto	Ecat
		W	lm	lm/W			K	uur		€		
1 MAS LEDLuster DT 4-25W E14 P48 CL	25	4,0	250	63		80	2200-2700	25.000	A+	45378000	6,08	Link
4 MAS LEDLuster DT 4-25W E27 P48 CL		4,0	250	63		80	2200-2700	25.000	A+	45380300	6,08	Link
2 CorePro Luster ND 4-25W E14 827 P45 CL		4,0	250	63		80	2700	15.000	A+	50759900	6,60	Link
5 CorePro Luster ND 4-25W E27 827 P45 CL		4,0	250	63		80	2700	15.000	A+	50767400	6,60	Link
6 CorePro Luster ND 4-25W E27 827 P45 FR		4,0	250	63		80	2700	15.000	A+	78705100	6,60	Link
3 CorePro Luster ND 4-25W E14 827 P45 FR		4,0	250	63		80	2700	15.000	A+	78703700	6,60	Link
1 MAS LEDLuster DT 6-40W E14 P48 CL	40	6,0	470	78		80	2200-2700	25.000	A+	45358200	8,35	Link
4 MAS LEDLuster DT 6-40W E27 P48 CL		6,0	470	78		80	2200-2700	25.000	A+	45360500	8,35	Link
2 CorePro Luster ND 5.5-40W E14 827 P45 CL		5,5	470	85		80	2700	15.000	A+	45483100	7,20	Link
5 CorePro Luster ND 5.5-40W E27 827 P45 CL		5,5	470	85		80	2700	15.000	A+	50763600	7,20	Link
6 CorePro Luster ND 5.5-40W E27 827 P45 FR		5,5	470	85		80	2700	15.000	A+	50765000	7,20	Link
3 CorePro Luster ND 5.5-40W E14 827 P45 FR		5,5	470	85		80	2700	15.000	A+	47489100	7,20	Link
1 MAS LEDLuster DT 8-60W P50 E14 827 CL	60	8,0	806	101		80	2200-2700	25.000	A+	58067700	8,85	Link
3 CorePro Luster ND 7-60W E14 827 P48 FR		7,0	806	115		80	2700	15.000	A++	70301400	11,10	Link
6 CorePro Luster ND 7-60W E27 827 P48 FR		7,0	806	115		80	2700	15.000	A++	70303800	11,10	Link

CLASSIC LEDLuster



Producttype	Traditioneel	LED	Licht-stroom	Efficacy	Dim-baar	CRI	Kleur-temperatuur	Levens-duur	EEL	EOC	Bruto	Ecat
		W	lm	lm/W			K	uur		€		
1 CLA LEDLuster D 2.7-25W P45 E14 827 CL	25	2,7	250	93		80	2700	15.000	A++	70986300	7,10	Link
3 CLA LEDLuster D 2.7-25W P45 E27 827 CL		2,7	250	93		80	2700	15.000	A++	70988700	7,10	Link
2 CLA LEDLuster ND 2-25W P45 E14 827 CL		2,0	250	125		80	2700	15.000	A++	57413300	6,40	Link
4 CLA LEDLuster ND 2-25W P45 E27 827 CL		2,0	250	125		80	2700	15.000	A++	57415700	6,40	Link
5 CLA LEDLuster ND 2.2-25W P45 E14 FR		2,2	250	114		80	2700	15.000	A++	70641100	6,40	Link
6 CLA LEDLuster ND 2.2-25W P45 E14 FR		2,2	250	114		80	2700	15.000	A++	70645900	6,40	Link
1 CLA LEDLuster D 5-35W E14 GOLD P45 CL	35	5,0	410	82		80	2500	15.000	A+	75086500	8,80	Link
3 CLA LEDLuster D 5-35W E27 GOLD P45 CL		5,0	410	82		80	2500	15.000	A+	75090200	8,80	Link
1 CLA LEDLuster D 5-40W P45 E14 827 CL	40	5,0	470	94		80	2700	15.000	A+	70990000	8,10	Link
3 CLA LEDLuster D 5-40W P45 E27 827 CL		5,0	470	94		80	2700	15.000	A+	70992400	8,10	Link
2 CLA LEDLuster ND 4-40W P45 E14 827 CL		4,0	470	118		80	2700	15.000	A++	58725600	8,02	Link
5 CLA LEDLuster ND 4.3-40W P45 E14 FR		4,3	470	109		80	2700	15.000	A++	70643500	8,00	Link
4 CLA LEDLuster ND 4-40W P45 E27 827 CL		4,0	470	118		80	2700	15.000	A++	58727000	8,02	Link
6 CLA LEDLuster ND 4.3-40W P45 E27 FR		4,3	470	109		80	2700	15.000	A++	70647300	8,00	Link

TrueForce PostTop (HPL vervanger)



TrueForce CL



TrueForce FR



E27



6 PACK

Producttype	Traditioneel	LED	Lichtstroom	Efficacy	Dimbaar	CRI	Kleurtemperatuur	Levensduur	EEL	EOC	Bruto	Ecat
		W	lm	lm/W			K	uur			€	
NIEUW 1 TForce LED HPL ND 31-25W E27 730 CL		25	3100	124	✗	70	3000	50.000	A++	81107800	110,00	Link
NIEUW 2 TForce LED HPL ND 28-25W E27 730 FR		25	2800	112	✗	70	3000	50.000	A+	81109200	110,00	Link
1 TForce LED HPL ND 32-25W E27 740 CL		25	3200	128	✗	70	4000	50.000	A++	81111500	110,00	Link
2 TForce LED HPL ND 29-25W E27 740 FR		25	2900	116	✗	70	4000	50.000	A+	81113900	110,00	Link
NIEUW 1 TForce LED HPL ND 46-33W E27 730 CL		33	4600	139	✗	70	3000	50.000	A++	81099600	120,00	Link
NIEUW 2 TForce LED HPL ND 42-33W E27 730 FR		33	4200	127	✗	70	3000	50.000	A++	81101600	120,00	Link
1 TForce LED HPL ND 48-33W E27 740 CL		33	4800	145	✗	70	4000	50.000	A++	81103000	120,00	Link
2 TForce LED HPL ND 44-33W E27 740 FR		33	4400	133	✗	70	4000	50.000	A++	81105400	120,00	Link

TrueForce Urban/Road (SOX vervanger)



1

Deze lamp werkt enkel met specifieke LED driver



B22d



6/20 PACK

Producttype	Traditioneel	LED	Lichtstroom	Efficacy	Dimbaar	CRI	Kleurtemperatuur	Levensduur	EEL	EOC	Bruto	Ecat	
		W	lm	lm/W			K	uur			€		
NIEUW 1 TForce LED SOX D 25-19W B22 740 FR		35	19	2500	131	☉	70	4000	50.000	A+	78201900	75,00	Link
1 TForce LED SOX D 40-31W B22d 740 FR		36	31	4000	129	☉	70	4000	50.000	A+	69938600	80,80	Link
Xi LP 40W 0.2-0.7A SL 230V S175 sXt											47592800	93,75	Link

TrueForce Industrial/Retail (HPI vervanger)



TrueForce LED HPI

Deze lamp werkt enkel in combinatie met de ballast



E40



2 PACK

Producttype	Traditioneel	LED	Lichtstroom	Efficacy	Dimbaar	CRI	Kleurtemperatuur	Levensduur	EEL	EOC	Bruto	Ecat	
		W	lm	lm/W			K	uur			€		
1 TForce LED HPI ND 110-88W E40 840 60D		250	88	11000	125	✗	80	4000	50.000	A+	71378500	190,00	Link
1 TForce LED HPI ND 110-88W E40 840 120D		250	88	11000	125	✗	80	4000	50.000	A+	71382200	190,00	Link
NIEUW 1 TForce LED HPI ND 200-145W E40 840 60D		400	145	20.000	138	✗	80	4000	50.000	A+	71386000	247,50	Link
NIEUW 1 TForce LED HPI ND 200-145W E40 840 120D		400	145	20.000	138	✗	80	4000	50.000	A+	71388400	247,50	Link

There will be a Mains operated highbay introduced in Q3 2018



© 2018 Signify Holding. Alle rechten voorbehouden. Dit document bevat informatie met betrekking tot het product portfolio van Signify, deze informatie kan aan wijzigingen onderhevig zijn. Er kunnen geen rechten worden ontleend aan deze informatie, noch wordt een garantie gegeven met betrekking tot de juistheid of volledigheid van de informatie, iedere aansprakelijkheid verband houdend met de informatie wordt uitdrukkelijk van de hand gewezen. De informatie in dit document is niet bedoeld als een commercieel aanbod en maakt geen deel uit van een offerte of contract. De aanduidingen Philips en het Philips-schildemblem zijn geregistreerde handelsmerken van Koninklijke Philips N.V. Signify Holding is rechthebbende met betrekking tot alle andere gebruikte handelsmerken tenzij deze toekomen aan andere rechthebbenden.