

PHILIPS

Ledinaire

 Trusted

 Reliable

 Great value

Second rate or **simply great?**

Real professionals choose Philips Ledinaire
for their **everyday lighting jobs**

**REAL
PROs
REAL
QUALITY**



Switching to LED has never been simpler

Count on honest, hard-working solutions that deliver what they promise. Get trusted performance and the results you expect with Philips-tested key components. And that for a price that's on your side! **Philips Ledinaire** – the essential range of trusted products for everyday lighting jobs that need good performance.

<p>Trusted</p>  <p>What you need and expect is what you get. And that's a promise you can count on every time!</p>	<p>Reliable</p>  <p>Proven Philips quality. Every key component is tested for a maximum of reliability and long-term performance.</p>	<p>Great value</p>  <p>Perfect results shouldn't come with painful prices. With Ledinaire, you have great value lighting from the leader in LED.</p>
--	--	---

The Philips Ledinaire range of LED luminaires



Ledinaire highbay



Ledinaire batten



Ledinaire waterproof



Pentura mini LED



Ledinaire panel



Ledinaire recessed



Ledinaire surface-mounted



Ledinaire wall-mounted



Ledinaire downlight



Ledinaire slim downlight



Ledinaire Zadora LED



Ledinaire ClearAccent



Ledinaire floodlight mini/with sensor



Ledinaire floodlight maxi/with sensor

NEW

Ledinaire highbay

Designed for high ceiling industry applications.



Features:

- Energy savings of up to 55% compared to HID system
- 50,000hrs lifetime at L65
- IP rated termination connector for safe installation

Benefits:

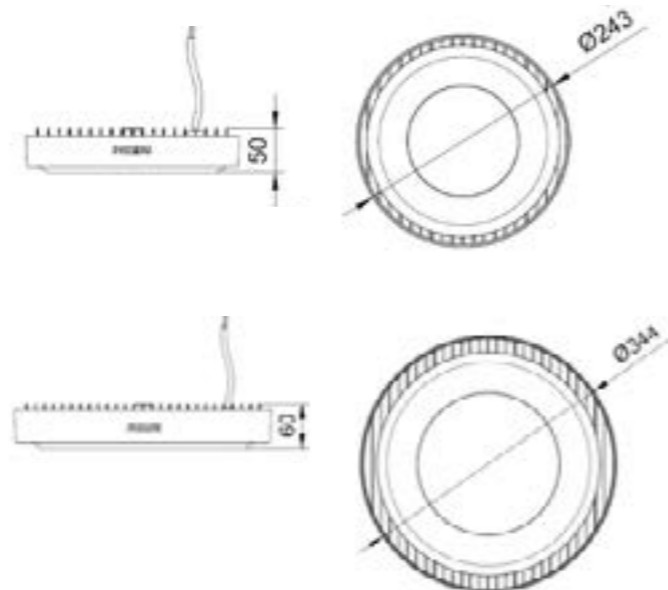
- Hassle-free installation with single point suspension
- 1 to 1 replacement for conventional highbays



Producttype	Light output		Power	CCT	EOC
	lm	W	W	K	
BY020P LED100S/840 PSU WB GR	10,000	97	4000	871016333996299	
BY021P LED200S/840 PSU WB GR	20,000	190	4000	871016333998699	
BY020Z AC	Optional Reflector for NB Optics (LED100)			871016333992499	
BY021Z AC	Optional Reflector for NB Optics (LED200)			871016333994899	

Technical specifications

Mains voltage	220-240 V / 50-60 Hz
Lifetime	50,000 hrs L65
CRI	> 80
IP rated termination connector	Flying leads/wires
IP rating	IP65
Power factor	>0.9
Safety class	Class I
Housing material	Aluminum die-casting



Ledinaire batten

Designed for general lighting and cove lighting applications.

Features:

- Integrated and LEDtube versions available
- Integrated 1000 and 2000 lm and LEDtube-based 1600 and 3200 lm
- Light line up to ten battens for LEDtube version
- Mounting accessories included

Benefits:

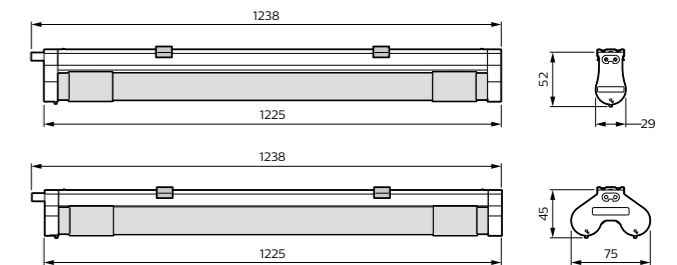
- Trusted performance, low early failures
- LEDtube versions for easy replacement of light sources



Producttype	Light output		Power	CCT	EOC
	lm	W	W	K	
BN060C 1xTLED16/840 L1200	1600	18	4000	871869907007999	
BN060C 2xTLED16/840 L1200	3200	36	4000	871869907009399	
BN012C LED10S/840 L600	1000	10	4000	871869908822599	
BN012C LED20S/840 L1200	2000	20	4000	871869908822499	

Technical specifications

Mains voltage	220-240 V / 50-60 Hz
Lifetime	50,000 hrs L65
CRI	> 80
Connection	Flying leads/wires
IP rating	IP20
Power factor	0.9
Safety class	Class II
Housing material	Aluminum
Color	WH White



Ledinaire waterproof

Professional quality waterproof LED luminaire for use in industrial and other waterproof settings.

Features:

- **Robust and waterproof** luminaire, **new slim design**
- 600 mm & 1200 mm & 1500 mm length
- Mounting bracket can be positioned over full length
- Through-wiring versions available
- **Increased efficiency to 110 lm/W**

Benefits:

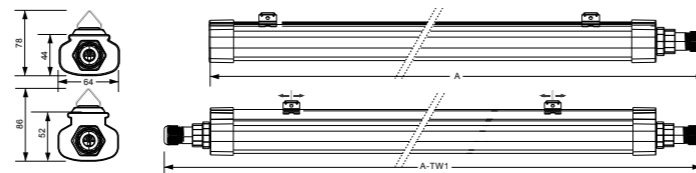
- **Low height design with less dust accumulation**
- **New connector for easy installation**
- Diffuse comfortable light
- Philips quality and reliability



Producttype	Light output	Power	CCT	Length	EOC
	lm	W	K	mm	
WT060C LED18S/840 PSU L600	1800	16,5	4000	580	871869938910999
WT060C LED18S/840 PSU TW1 L600	1800	16,5	4000	580	871869938911699
WT060C LED36S/840 PSU L1200	3600	33	4000	1180	871869938912399
WT060C LED36S/840 PSU TW1 L1200	3600	33	4000	1180	871869938913099
WT060C LED56S/840 PSU L1500	5600	51	4000	1480	871869938914799
WT060C LED56S/840 PSU TW1 L1500	5600	51	4000	1480	871869938915499

Technical specifications

Mains voltage	220-240 V / 50-60 Hz
Lifetime	50,000 hrs L65
CRI	> 80
Connection	Screw connection block
IP rating	IP65
IK rating	IK08
Glow wire test	850°
Power factor	0.9
Safety class	Class II
Housing material	Polycarbonate
Color	GR Grey (RAL7035)



Pentura mini LED

The ultimate integrated LED mini batten.

Features:

- Ultra-slim LED batten
- Available in 300, 600, 900 and 1200 mm lengths
- 3000K & 4000K versions
- Non-trunkable version with on/off switch available.

Benefits:

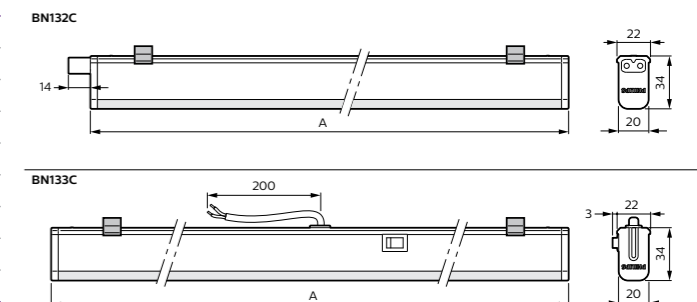
- Philips quality and reliability
- Energy saving
- Compact design



Producttype	Light output	Power	CCT	Length	EOC
	lm	W	K	mm	
BN132C LED12S/840 PSU L1200	1250	14	4000	1184	871869907243199
BN132C LED12S/830 PSU L1200	1250	14	3000	1184	871869907244899
BN132C LED9S/840 PSU L900	950	10	4000	884	871869907245599
BN132C LED9S/830 PSU L900	950	10	3000	884	871869907246299
BN132C LED6S/840 PSU L600	650	7	4000	584	871869907247999
BN132C LED6S/830 PSU L600	650	7	3000	584	871869907248699
BN132C LED3S/840 PSU L300	350	4	4000	324	871869907249399
BN132C LED3S/830 PSU L300	350	4	3000	324	871869907250999
BN133C LED6S/840 PSU L600	650	7	4000	584	871869907251699
BN133C LED6S/830 PSU L600	650	7	3000	584	871869907252399

Technical specifications

Mains voltage	220-240 V / 50-60 Hz
Lifetime	50,000 hrs L65
CRI	> 80
Connection	Flying leads/wires
IP rating	IP40
Power factor	0.9
Safety class	Class II
Housing material	Polycarbonate
Color	WH White



On/off switch BN133C

Ledinaire panel

Energy efficient, professional luminaire for general lighting applications.



Features:

- Single packs and 4-in-1 packs available
- Accessories for plaster, surface-mount and suspension available, safety cable included in 4-in-1 pack
- 3400 lm light output, 90 lm/W
- **New increased lifetime:** L70 at 50.000 hours

Benefits:

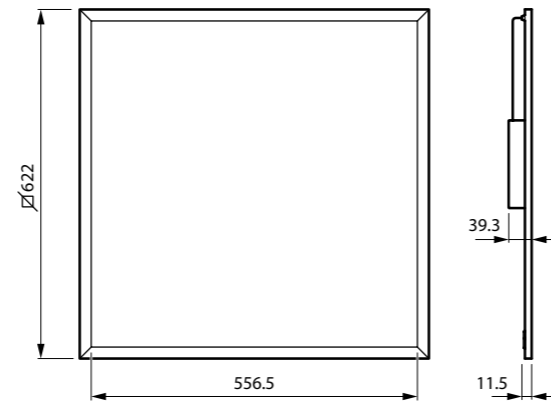
- Trusted performance: **Philips quality tested driver**
- Steel frame for **extra robustness**
- **High quality** lightguide to **avoid early yellowing**



Producttype	Light output	Power	CCT	Dimension	EOC
	lm	W	K	mm	
RC065B LED34S/840 PSU W60L60 NOC 4PK	3400	38	4000	597×597	871869907328599
RC065B LED34S/840 PSU W60L60 OC 4PK	3400	38	4000	597×597	871869938647499
RC065B LED34S/840 PSU W60L60 NOC 1PK	3400	38	4000	597×597	871869979152000
RC065B LED34S/840 PSU W60L60 OC 1PK	3400	38	4000	597×597	871869979153700
RC066B LED34S/840 PSU W62L62 OC	3400	38	4000	625×625	871869938649800

Technical specifications

Mains voltage	220-240 V / 50-60 Hz
Lifetime	50,000 hrs L70
CRI	> 80
Connection	Push-in with pull-relief
IP rating	IP20
Power factor	0.9
Safety class	Class II
Housing material	Painted steel
Color	WH White (RAL9016)



Available mounting accessories

		EOC
RC125Z SME-2 WH	Suspension	07334699
RC125Z SMB-PLC	Plaster ceiling version (PCV)	07333999
RC125Z SMB W60L60	Surface-mounted (SM)	07330899
RC125Z SC	Safety cable	07335399

Ledinaire recessed

Energy efficient, professional luminaire for general lighting applications.



Features:

- Square and rectangular versions available
- Surface-mounted version available
- 3000K & 4000K versions
- 3400 lm light output

Recessed

Benefits:

- **Philips quality and reliability**
- Energy saving
- Diffuse comfortable light

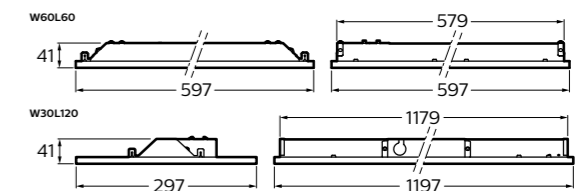


Producttype	Light output	Power	CCT	EOC
	lm	W	K	
RC060B LED32S/840 PSU W60L60	3200	36	4000	871869906958500
RC060B LED32S/830 PSU W60L60	3200	36	3000	871869906959200
RC060B LED32S/840 PSU W30L120	3200	36	4000	871869906960800
RC060B LED32S/830 PSU W30L120	3200	36	3000	871869906961500
SM060C LED32S/840 PSU W20L120	3200	36	4000	871869906962200
SM060C LED32S/830 PSU W20L120	3200	36	3000	871869906963900

Technical specifications

Mains voltage	220-240 V / 50-60 Hz
Lifetime	50,000 hrs L65
CRI	> 80
Connection	Push-in with pull-relief
IP rating	IP20
Power factor	0.9
Safety class	Class I
Housing material	Painted steel
Color	WH White (RAL9003)

Recessed



Ledinaire surface-mounted

Energy efficient, professional luminaire for general lighting applications.

Features:

- Square and rectangular versions available
- Recessed version available
- 3000K & 4000K versions
- 3400 lm light output



Surface-mounted

Benefits:

- Philips quality and reliability
- Energy saving
- Diffuse comfortable light

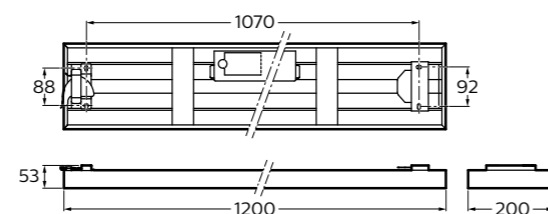


Producttype	Light output	Power	CCT	EOC
	lm	W	K	
SM060C LED32S/840 PSU W20L120	3200	36	4000	871869906962200
SM060C LED32S/830 PSU W20L120	3200	36	3000	871869906963900

Technical specifications

Mains voltage	220-240 V / 50-60 Hz
Lifetime	50,000 hrs L65
CRI	> 80
Connection	Push-in with pull-relief
IP rating	IP20
Power factor	0.9
Safety class	Class I
Housing material	Painted steel
Color	WH White (RAL9003)

Surface-mounted



Ledinaire wall-mounted

Energy efficient, professional wall-mounted luminaire for transportation areas.

Features:

- 1100 lm & 1700 lm light output
- 3000K & 4000K versions
- Possibility for through wiring
- Optional motion detection and daylight sensor.



Benefits:

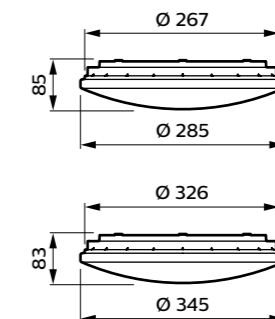
- Philips quality and reliability
- Energy saving
- Diffuse comfortable light
- Easy to install



Producttype	Light output	Power	CCT	EOC
	lm	W	K	
WL060V LED11S/830 PSU II WH	1100	14.5	3000	871869938231599
WL060V LED11S/840 PSU II WH	1100	14.5	4000	871869938232299
WL060V LED17S/830 PSU II WH	1700	22	3000	871869938233999
WL060V LED17S/840 PSU II WH	1700	22	4000	871869938234699
WL060V LED17S/830 PSU MDU II WH	1700	22	3000	871869938235399
WL060V LED17S/840 PSU MDU II WH	1700	22	4000	871869938236099

Technical specifications

Mains voltage	220-240 V / 50-60 Hz
Lifetime	50,000 hrs L70
Driver N	Non-dimmable driver (PSU)
CRI	> 80
Connection	Push-in connector
IP rating	IP44
Power factor	0.9
Safety class	Class II
Housing body material	Polycarbonate
Cover material	PMMA
Color	WH White



Ledinaire downlight

Energy efficient, professional luminaire for general lighting applications.

Features:

- 800 lm & 1800 lm light output
- 3000K & 4000K versions
- Modern, unobtrusive design



Benefits:

- Philips quality and reliability
- Energy saving
- Diffuse comfortable light

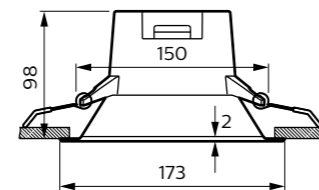
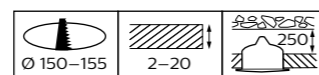


Producttype	Light output	Power	CCT	EOC
	lm	W	K	
DN060B LED8S/830 PSU WH	800	9	3000	871869930662999
DN060B LED8S/840 PSU WH	800	9	4000	871869930664399
DN060B LED18S/830 PSU WH	1800	18	3000	871869930661299
DN060B LED18S/840 PSU WH	1800	18	4000	871869930663699

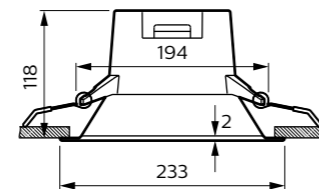
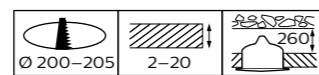
Technical specifications

Mains voltage	220-240 V / 50-60 Hz
Lifetime	50,000 hrs L65
Driver	Non-dimmable driver (PSU)
CRI	> 80
Connection	Push-in with pull-relief
IP rating	IP20
Power factor	0.9
Safety class	Class I
Housing body material	Polycarbonate
Reflector material	Steel
Diffuser material	PMMA
Color	WH White (RAL9016)

LED8S



LED18S



Ledinaire slim downlight

Energy efficient, professional luminaire for general lighting applications.

Features:

- 1000 lm & 2000 lm light output
- 3000K & 4000K versions
- Modern, unobtrusive and slim design



Benefits:

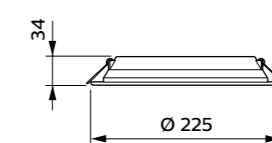
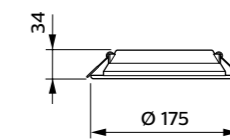
- Philips quality and reliability
- Energy saving, when replacing conventional downlights
- Diffuse comfortable light
- Easy to fit various installations



Producttype	Light output	Power	CCT	EOC
	lm	W	K	
DN065B LED10S/830 PSU II WH	1000	11	3000	871869938175299
DN065B LED10S/840 PSU II WH	1000	11	4000	871869938176999
DN065B LED20S/830 PSU II WH	2000	23	3000	871869938177699
DN065B LED20S/840 PSU II WH	2000	23	4000	871869938178399

Technical specifications

Mains voltage	voltage 220-240 V / 50-60 Hz	
Lifetime	50,000 hrs L65	
Driver	Non-dimmable driver (PSU)	
CRI	> 80	
Connection	Fly-wire with screw terminal	
IP rating	IP20	
Power factor	0.8	
Safety class	Class II	
Housing body material	Polycarbonate	
Diffuser material	PMMA	
Color	WH White (RAL9016)	



Ledinaire Zadora LED

Recessed spot kit including replaceable LED lamp.

Features:

- WH White or ALU Aluminium finish available
- 2700K, 3000K & 4000K versions
- Kits with different LED lamps available



Benefits:

- Philips quality and reliability
- Energy saving
- Replaceable LED lamps
- High performance dimming
- Superior light quality with CRI90

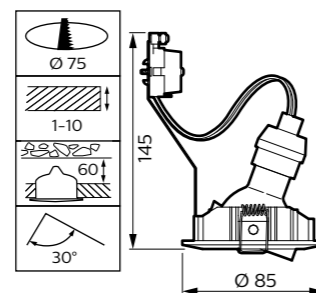


Spot name	Lifetime (L70B50)	Beam angle	Dimmable
MASTER LEDspot Value	25.000 hrs	36D	Yes

Producttype	Light output	Power	CCT	EOC
	lm	W	K	
RS049B LED-MS-36-5W-2700-GU10 WH 50W	355	4.9	2700	871869907012399
RS049B LED-MS-36-5W-3000-GU10 WH 50W	365	4.9	3000	871869907015499
RS049B LED-MS-36-5W-4000-GU10 WH 50W	380	4.9	4000	871869907013099
RS049B LED-MS-36-5W-2700-GU10 ALU 50W	355	4.9	2700	871869907014799
RS049B LED-MS-36-5W-3000-GU10 ALU 50W	365	4.9	3000	871869907016199

Technical specifications

Mains voltage	220-240 V / 50-60 Hz
Lifetime	25,000 hrs L70
Driver	Dimmable on leading and trailing edge dimmers*
CRI	90
Connection	Screw connection block
IP rating	IP20
Power factor	0.9
Safety class	Class II
Housing material	Polycarbonate
Color	WH White or ALU Aluminium



* Please refer to the site www.philips.com/masterledlamps for the latest information about dimming compatibility for MASTER LEDlamps

Ledinaire ClearAccent

LED Luminaire with integrated driver.

Features:

- Fixed and adjustable versions available
- 3000K & 4000K versions
- 500 lm light output
- Modern, unobtrusive design



Benefits:

- Philips quality and reliability
- Energy saving
- Faceted reflector look and feel
- Easy installation with driver on-board

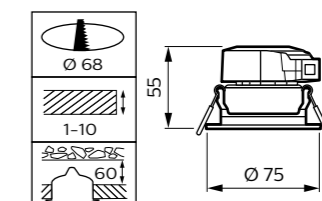


Producttype	Light output	Power	CCT	EOC
	lm	W	K	
RS060B LED5-36-/830 PSR II WH	500	6	3000	871869907267799
RS060B LED5-36-/840 PSR II WH	500	6	4000	871869907268499
RS061B LED5-36-/830 PSR II WH	500	6	3000	871869907269199
RS061B LED5-36-/840 PSR II WH	500	6	4000	871869907270799

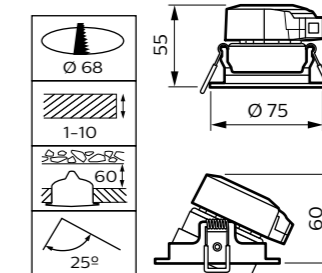
Technical specifications

Mains voltage	220-240 V / 50-60 Hz
Lifetime	50,000 hrs L65
Beam angle	36 degrees
Driver	Dimmable driver (PSR)
CRI	> 80
Connection	Screw connection block
IP rating	IP20
Power factor	0.9
Safety class	Class II
Housing material	Aluminium
Color	WH White (RAL9010)

RS060B



RS061B



Ledinaire floodlight mini

Energy efficient professional floodlight range for outdoor areas.

Features:

- Available with and without motion sensor
- 10W/20W/50W
- IP65
- IK07 floodlight mini and with motion sensor
- Symmetrical beam
- 50 khrs L70B50
- Prewired connection

Benefits:

- Good quality finishing and design
- Reliable driver, less early failures
- Light output to meet standard applications
- Easy to install, supplied with stripped cable

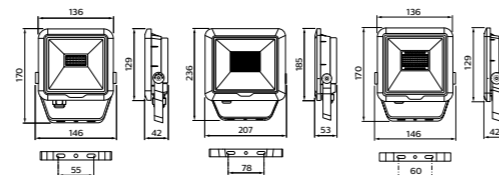


Family name	Producttype	Power W	EOC
Ledinaire floodlight mini gen2	BVP154 LED10/840 PSU 10W VWB CE	10	8710163329710
Ledinaire floodlight mini gen2	BVP154 LED21/840 PSU 20W VWB CE	20	8710163329734
Ledinaire floodlight mini gen2	BVP154 LED52/840 PSU 50W VWB CE	50	8710163329758
Ledinaire floodlight mini gen2 with MDU	BVP154 LED10/840 PSU 10W VWB MDU CE	10	8710163331324
Ledinaire floodlight mini gen2 with MDU	BVP154 LED21/840 PSU 20W VWB MDU CE	20	8710163331348
Ledinaire floodlight mini gen2 with MDU	BVP154 LED52/840 PSU 50W VWB MDU CE	50	8710163331362

Technical specifications

Mains voltage	220-240 V / 50-60 Hz
Lifetime	50,000 hrs L70
CRI	> 80
Connection	flying leads/wires
IP rating	IP65
IK rating	IK07 (IK08/maxi)
Power factor	0,98 (0,95/maxi)
Safety class	Class I
Housing material	Aluminium / Polycarbonate
Color	Dark Grey
Controls	motion sensor (only Ledinaire floodlight with motion sensor)

Ledinaire floodlight mini



Ledinaire floodlight maxi

Energy efficient professional floodlight range for outdoor areas.

Features:

- 100W/150W/200W
- IP65
- IK08 floodlight maxi
- Symmetrical beam
- 50 khrs L70B50
- Prewired connection

Benefits:

- Good quality finishing and design
- Reliable driver, less early failures
- Light output to meet standard applications
- Easy to install, supplied with stripped cable

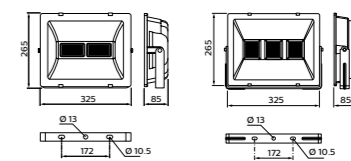


Family name	Producttype	Power W	EOC
Ledinaire floodlight maxi gen2	BVP155 LED105/840 PSU 100W VWB CE	100	8710163331256
Ledinaire floodlight maxi gen2	BVP155 LED157/840 PSU 150W VWB CE	150	8710163331263
Ledinaire floodlight maxi gen2	BVP155 LED210/840 PSU 200W VWB CE	200	8710163331270
Ledinaire floodlight maxi gen2	BVP155 LED100/840 PSU 100W AWB CE	100	8710163331287
Ledinaire floodlight maxi gen2	BVP155 LED150/840 PSU 150W AWB CE	150	8710163331294
Ledinaire floodlight maxi gen2	BVP155 LED200/840 PSU 200W AWB CE	200	8710163331300

Technical specifications

Mains voltage	220-240 V / 50-60 Hz
Lifetime	50,000 hrs L70
CRI	> 80
Connection	flying leads/wires
IP rating	IP65
IK rating	IK07 (IK08/maxi)
Power factor	0,98 (0,95/maxi)
Safety class	Class I
Housing material	Aluminium / Polycarbonate
Color	Dark Grey
Controls	motion sensor (only Ledinaire floodlight with motion sensor)

Ledinaire floodlight maxi



Ledinaire floodlight with motion sensor

