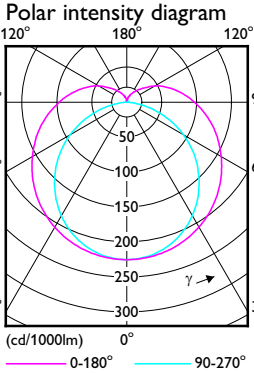


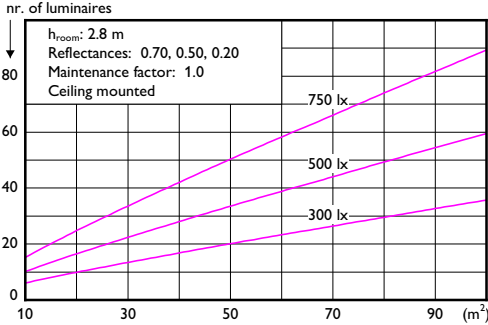
1 x TLED 10W 6500K 160D 9290011880

1 x 1050 lm



Light output ratio 1.00
 Service upward 0.17
 Service downward 0.83
 CIE flux code 38 66 86 83 100
 UGRcen (4Hx8H, 0.25H) 25

Quantity estimation diagram

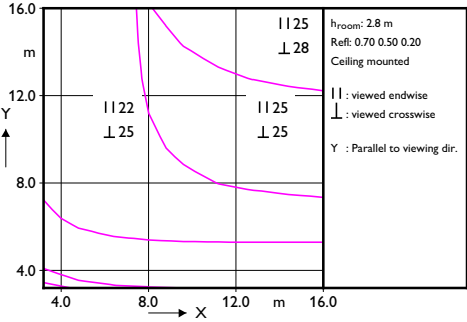


Utilisation factor table

Room Index k	Reflectances (%) for ceiling, walls and working plane (CIE)												
	0.80			0.70			0.50			0.30			0.00
	0.80	0.50	0.30	0.80	0.50	0.30	0.80	0.50	0.30	0.80	0.50	0.30	0.00
0.60	0.42	0.40	0.40	0.39	0.38	0.31	0.29	0.25	0.28	0.24	0.20	0.20	0.00
0.80	0.51	0.48	0.49	0.48	0.47	0.39	0.37	0.32	0.35	0.30	0.26	0.26	0.00
1.00	0.60	0.55	0.57	0.55	0.53	0.46	0.43	0.38	0.41	0.36	0.32	0.32	0.00
1.25	0.67	0.62	0.65	0.62	0.60	0.52	0.49	0.44	0.46	0.42	0.37	0.37	0.00
1.50	0.74	0.67	0.70	0.67	0.65	0.57	0.54	0.49	0.51	0.47	0.41	0.41	0.00
2.00	0.83	0.74	0.79	0.75	0.72	0.65	0.62	0.57	0.58	0.54	0.48	0.48	0.00
2.50	0.90	0.79	0.85	0.81	0.77	0.71	0.67	0.62	0.63	0.59	0.53	0.53	0.00
3.00	0.94	0.83	0.90	0.85	0.80	0.75	0.70	0.67	0.66	0.63	0.57	0.57	0.00
4.00	1.01	0.87	0.96	0.90	0.84	0.80	0.75	0.72	0.71	0.68	0.62	0.62	0.00
5.00	1.05	0.90	1.00	0.93	0.87	0.83	0.79	0.76	0.74	0.71	0.65	0.65	0.00

Ceiling mounted

UGR diagram



Luminance Table

Plane Cone	0.0	15.0	30.0	45.0	60.0	75.0	90.0
45.0	8115	8102	8203	8453	8987	10075	12239
50.0	7754	7727	7803	7997	8469	9558	11886
55.0	7422	7383	7425	7578	7980	8943	11406
60.0	7126	7070	7085	7189	7460	8276	10817
65.0	6857	6799	6806	6802	6946	7545	10061
70.0	6652	6576	6524	6450	6447	6746	9084
75.0	6443	6354	6276	6135	5981	5890	7753
80.0	6268	6170	6072	5866	5561	5011	5901
85.0	6130	6024	5909	5655	5223	4224	3380
90.0	6038	5925	5799	5514	5002	3716	651

(cd/m²)

SL18657

2015-08-03