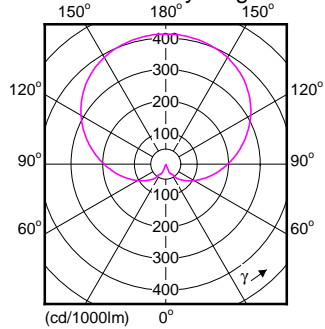


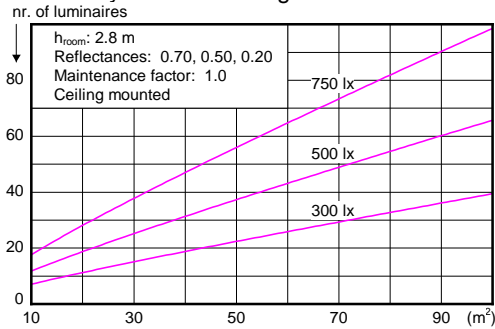
**A60M 1 x A60M / 6500K**

1 x 480 lm

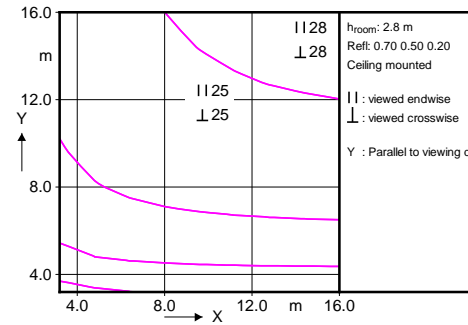
**Polar intensity diagram**



**Quantity estimation diagram**



**UGR diagram**



Light output ratio 2.58  
 Service upward 1.93  
 Service downward 0.64  
 CIE flux code 8 28 58 25 258  
 UGRcen (4Hx8H, 0.25H) 25

**Utilisation factor table**

Room Index k	Reflectances (%) for ceiling, walls and working plane (CIE)											
	0.80 0.80			0.70 0.70 0.70 0.70			0.50 0.50			0.30 0.30		
0.50	0.50	0.50	0.50	0.50	0.50	0.30	0.10	0.30	0.10	0.30	0.10	0.00
0.30	0.10	0.30	0.20	0.10	0.10	0.10	0.10	0.10	0.10	0.10	0.10	0.00
0.60	0.84	0.80	0.74	0.73	0.71	0.54	0.40	0.31	0.27	0.20	0.03	
0.80	1.07	1.00	0.94	0.91	0.88	0.71	0.53	0.43	0.36	0.28	0.05	
1.00	1.25	1.16	1.09	1.06	1.02	0.84	0.63	0.53	0.43	0.35	0.08	
1.25	1.43	1.31	1.25	1.20	1.16	0.98	0.74	0.63	0.50	0.43	0.11	
1.50	1.57	1.42	1.37	1.32	1.26	1.09	0.82	0.72	0.56	0.49	0.14	
2.00	1.78	1.59	1.56	1.48	1.41	1.26	0.95	0.85	0.66	0.59	0.18	
2.50	1.93	1.71	1.69	1.60	1.52	1.37	1.05	0.95	0.73	0.66	0.22	
3.00	2.05	1.79	1.79	1.69	1.59	1.46	1.12	1.03	0.78	0.72	0.26	
4.00	2.20	1.91	1.93	1.80	1.70	1.59	1.22	1.14	0.86	0.81	0.31	
5.00	2.31	1.98	2.02	1.88	1.77	1.67	1.28	1.22	0.91	0.86	0.34	

Ceiling mounted

**Luminance Table**

Plane Cone	0.0	15.0	30.0	45.0	60.0	75.0	90.0
45.0	10779	10779	10779	10779	10779	10779	10779
50.0	11843	11843	11843	11843	11843	11843	11843
55.0	12986	12986	12986	12986	12986	12986	12986
60.0	14306	14306	14306	14306	14306	14306	14306
65.0	15786	15786	15786	15786	15786	15786	15786
70.0	17486	17486	17486	17486	17486	17486	17486
75.0	19393	19393	19393	19393	19393	19393	19393
80.0	21609	21609	21609	21609	21609	21609	21609
85.0	24135	24135	24135	24135	24135	24135	24135
90.0	27074	27074	27074	27074	27074	27074	27074

(cd/m²)

P0011879

2016-08-04