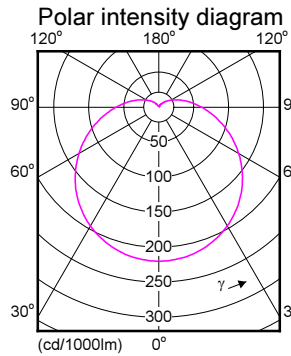
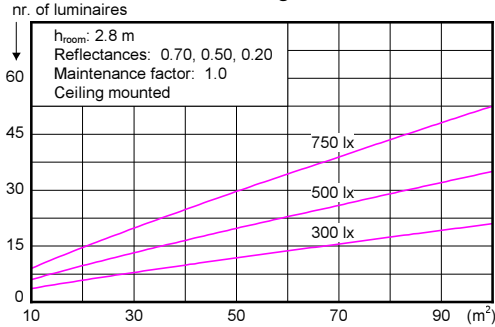


**LEDBulb 16-120W E27 6500K 230V A75**

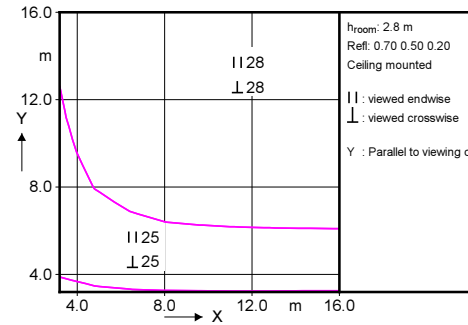
1 x 1800 lm



Quantity estimation diagram



UGR diagram



Light output ratio 0.99  
 Service upward 0.15  
 Service downward 0.84  
 CIE flux code 37 65 86 85 99  
 UGRcen (4Hx8H, 0.25H) 27

Utilisation factor table

Room Index k	Reflectances (%) for ceiling, walls and working plane (CIE)												
	0.80 0.80			0.70 0.70 0.70 0.70			0.50 0.50			0.30 0.30			0.00
0.50	0.50	0.50	0.50	0.50	0.50	0.50	0.30	0.30	0.10	0.30	0.10	0.00	0.00
0.30	0.10	0.30	0.10	0.30	0.20	0.10	0.10	0.10	0.10	0.10	0.10	0.00	0.00
0.60	0.41	0.39	0.40	0.39	0.38	0.30	0.29	0.24	0.28	0.23	0.20	0.20	0.20
0.80	0.51	0.48	0.49	0.47	0.46	0.38	0.36	0.31	0.34	0.30	0.26	0.26	0.26
1.00	0.59	0.54	0.56	0.54	0.53	0.45	0.42	0.37	0.40	0.36	0.32	0.32	0.32
1.25	0.66	0.61	0.64	0.61	0.59	0.51	0.49	0.43	0.46	0.41	0.37	0.37	0.37
1.50	0.73	0.66	0.70	0.67	0.64	0.57	0.54	0.48	0.51	0.46	0.41	0.41	0.41
2.00	0.82	0.73	0.78	0.75	0.71	0.65	0.61	0.56	0.58	0.54	0.49	0.49	0.49
2.50	0.89	0.78	0.85	0.80	0.76	0.70	0.66	0.62	0.63	0.59	0.54	0.54	0.54
3.00	0.94	0.82	0.89	0.84	0.79	0.74	0.70	0.66	0.66	0.63	0.57	0.57	0.57
4.00	1.00	0.86	0.95	0.89	0.84	0.79	0.75	0.72	0.71	0.68	0.62	0.62	0.62
5.00	1.04	0.89	0.99	0.92	0.87	0.83	0.78	0.76	0.74	0.72	0.65	0.65	0.65

Ceiling mounted

Luminance Table

Plane Cone	0.0	15.0	30.0	45.0	60.0	75.0	90.0
45.0	18941	18941	18941	18941	18941	18941	18941
50.0	17957	17957	17957	17957	17957	17957	17957
55.0	16993	16993	16993	16993	16993	16993	16993
60.0	16046	16046	16046	16046	16046	16046	16046
65.0	15136	15136	15136	15136	15136	15136	15136
70.0	14252	14252	14252	14252	14252	14252	14252
75.0	13433	13433	13433	13433	13433	13433	13433
80.0	12678	12678	12678	12678	12678	12678	12678
85.0	12019	12019	12019	12019	12019	12019	12019
90.0	11488	11488	11488	11488	11488	11488	11488

(cd/m²)

SL22474

2016-05-13