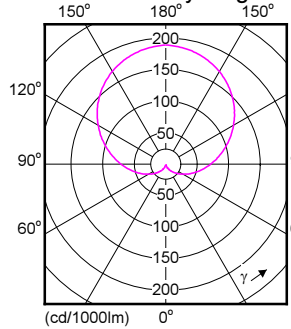


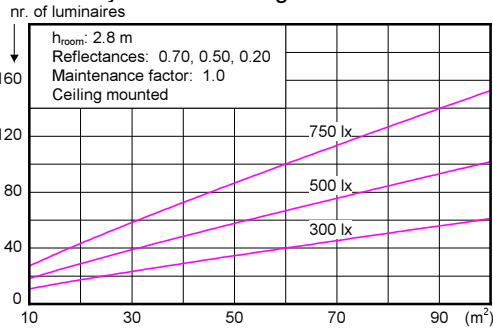
g95 bulb 1 x 8.5W 6500K

1 x 806 lm

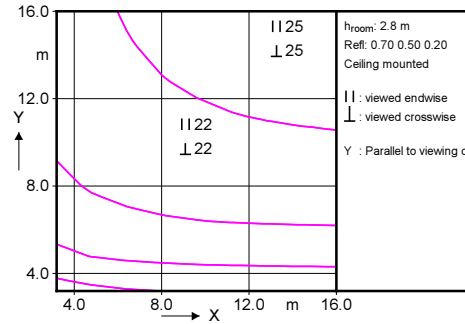
Polar intensity diagram



Quantity estimation diagram



UGR diagram



Light output ratio 1.00
 Service upward 0.79
 Service downward 0.21
 CIE flux code 6 24 55 21 100
 UGRcen (4Hx8H, 0.25H) 22

Utilisation factor table

Room Index k	Reflectances (%) for ceiling, walls and working plane (CIE)											
	0.80 0.80			0.70 0.70 0.70 0.70			0.50 0.50 0.30 0.30			0.30 0.10 0.10 0.10		
0.60	0.33	0.31	0.29	0.28	0.27	0.21	0.16	0.12	0.10	0.08	0.01	
0.80	0.41	0.39	0.36	0.35	0.34	0.27	0.20	0.17	0.13	0.11	0.01	
1.00	0.48	0.45	0.42	0.41	0.39	0.33	0.24	0.20	0.16	0.13	0.02	
1.25	0.55	0.51	0.48	0.46	0.45	0.38	0.28	0.24	0.19	0.16	0.03	
1.50	0.61	0.55	0.53	0.51	0.49	0.42	0.31	0.27	0.21	0.18	0.04	
2.00	0.69	0.62	0.60	0.57	0.54	0.49	0.36	0.33	0.24	0.22	0.05	
2.50	0.75	0.66	0.65	0.62	0.58	0.53	0.40	0.36	0.27	0.24	0.07	
3.00	0.79	0.69	0.69	0.65	0.61	0.56	0.42	0.39	0.29	0.27	0.08	
4.00	0.85	0.74	0.74	0.69	0.65	0.61	0.46	0.43	0.32	0.30	0.09	
5.00	0.89	0.76	0.77	0.72	0.68	0.64	0.49	0.46	0.34	0.32	0.11	

Ceiling mounted

Luminance Table

Plane Cone	0.0	15.0	30.0	45.0	60.0	75.0	90.0
45.0	4801	4801	4801	4801	4801	4801	4801
50.0	5555	5555	5555	5555	5555	5555	5555
55.0	6410	6410	6410	6410	6410	6410	6410
60.0	7350	7350	7350	7350	7350	7350	7350
65.0	8418	8418	8418	8418	8418	8418	8418
70.0	9604	9604	9604	9604	9604	9604	9604
75.0	11015	11015	11015	11015	11015	11015	11015
80.0	12569	12569	12569	12569	12569	12569	12569
85.0	14390	14390	14390	14390	14390	14390	14390
90.0	16476	16476	16476	16476	16476	16476	16476

(cd/m²)

RZ080504

2016-03-01