

PHILIPS ADVANCE

LED Driver

Xitanium

36W 0.1-1.0A 54V 0-10V INT
(1% dim) with SimpleSet
XI036C100V054DSM1
XI036C100V054DSM5



Conforms to
UL STD 991
for SREC



Class P
Tp(90°C)



Class 2
Power Unit
Dry & Damp
Location

Conforms to UL STD
991 for SREC



Safety Related
Electronic Circuit
E321253



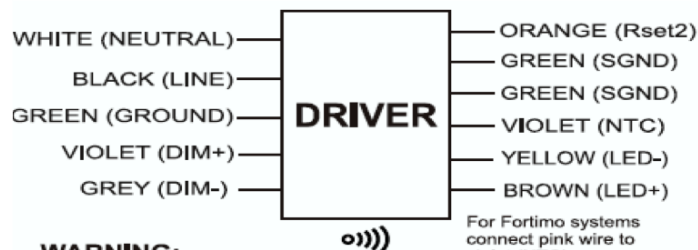
Safety Related
Electronic Circuit
E321253

The Philips Advance Xitanium range of downlight LED drivers is designed to provide OEMs with ultimate flexibility. These models are compatible with standard 0-10V dimming systems to deliver reliably smooth dimming performance down to a minimum of 1%. Enabled with SimpleSet technology, these drivers offer the needed flexibility and performance for the application with precise tuning of drive currents, selectable dimming curves and adjustable minimum dimming levels. The drivers' wide operating windows, compact size and simple current adjustability allow luminaire manufacturers to easily design downlight fixtures with desired lumen levels to suit the application.

Specifications

Input Voltage (Vac)	Output Power (W)	Output Voltage (V)	Output Current (A)	Efficiency@ Max Load and 75°C Case	Max Case Temp. (°C)	Input Current (A)	Max. Input Power (W)	THD @ Max Load (%)	Power Factor @ Max Load	Surge Protection (Combi-Wave, KV)	Envir. Protection Rating
120	36	27 - 54	0.1 - 1.0	86	Life-80°C UL-90°C	0.35	42	<10%	>0.95	2.5	UL damp & dry and Type HL
277				88		0.15		<15%			

Wiring Diagram



WARNING:
Install in accordance with National and Local Electrical Codes.
Use 18AWG Solid Copper Wire, Rated $\geq 300V/105^\circ C$.
Strip wire to 3/8"

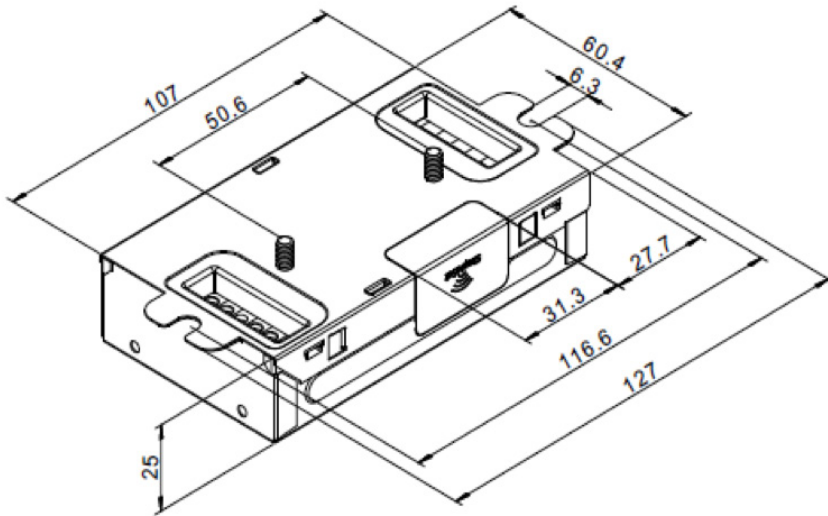
GROUNDING:
Driver case must be grounded.

Dimming	Dimming Range (with specified dimmers)	Minimum Output Current (A)	Other Comments
0-10V Analog Class 1 and 2 Wiring	1% ~ 100% (for output current range 0.4-1.0A)	0.004	Dimming source current: 150 μA

Xtanium 36W 0.1-1.0A 54V 0-10V INT (1% dim) with SimpleSet

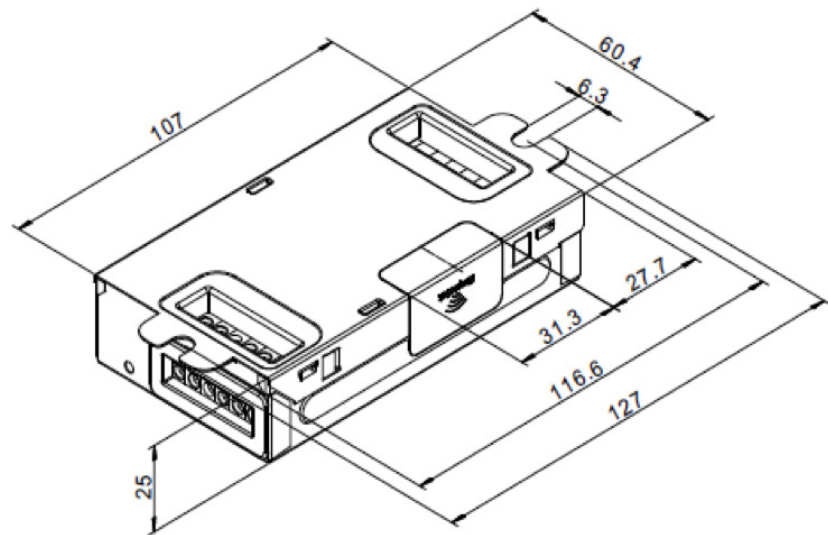
Enclosure

XI036C100V054DSM1 (bottom entry)



	In. (mm)
Case Length	4.21 (107.00)
Case Width	2.38 (60.4)
Case Height	0.98 (25.00)
Mounting Length	4.57 (116.00)
Overall Length	5 (127.00)

XI036C100V054DSM5 (side entry)



	In. (mm)
Case Length	4.21 (107.00)
Case Width	2.38 (60.4)
Case Height	0.98 (25.00)
Mounting Length	4.57 (116.00)
Overall Length	5 (127.00)

Xitanium 36W 0.1-1.0A 54V 0-10V INT (1% dim) with SimpleSet

Features

- 50,000+ hour lifetime¹
- SimpleSet programmable
- Large operating window
- 1% minimum dim level
- Compatible with Philips Fortimo downlight modules

Benefits

- SmartMate style housing enables easy design-in with excellent thermal performance
- Enables simple, fast, flexible application-specific configurations
- Enables fixture designs with comprehensive application coverage for various loads and lumen levels
- A single source system offer optimized for performance

Application

- Indoor downlight applications
- Wall sconces and ceiling surface luminaires
- Retail
- Hospitality
- Offices (corridors, conference rooms, lobby areas)
- Floodlights

Electrical Specifications

All the specifications are typical and at 25°C Tcase unless specified otherwise.

Product Data

Order Information	
Full Product Code	XI036C100V054DSM1 [bottom entry] (Mid-Pack, 16pcs/Box), 12NC: 929000748413 XI036C100V054DSM5 [side entry] (Mid-Pack, 16pcs/Box), 12NC: 929000748513
Line Frequency	50/60Hz
Min. Mains Voltage Operational	108 Vac
Max. Mains Voltage Operational	305 Vac
Output Information	
Maximum Open Circuit Voltage	< 60Vdc
Output Current Ripple (ripple = peak to average / average)	15% max @ max lout 4% max @ Visible for stroboscopic frequency range 60Hz-3KHz
Output Current Tolerance (in the performance window)	<5%
Protections	Short Circuit, Open Circuit Protection for LED + and LED – and Temperature Foldback
Features	
0-10V Dimming	150µA source current from driver. See dim curve for detail.
AOC (Adjustable Output Current)	0.1A-1.0A via SimpleSet (Factory Default at 1.0A)
Additional SimpleSet Configurable Features	Adjustable minimum dimming level, Dimming curve selection (linear or logarithmic), Adjustable output level, Adjustable output min, OEM write protection
Environment & Approbation	
Operating Ambient Temp. Range	-20°C to +50°C
Max Case Temperature (Tcase)	80°C
Agency Approbations	UL8750, UL991, CSA250.13-14, C22.2 No. 0.8-12, CSA Class P, ETL Class P, UL 2043 Plenum Rating
Electromagnetic Compliance	FCC Title 47 Part 15 Class A
Audible Noise	<24dB Class A
Weight	0.44 Lbs / 0.2 kgs

1. Philips Advance Xitanium LED drivers are manufactured to engineering standards correlating to a designed and average life expectancy of 50,000 hours of operation at maximum rated case temperature. Minimum 90% survivals based on MTBF modeling.

Xitanium 36W 0.1-1.0A 54V 0-10V INT (1% dim) with SimpleSet

Electrical Specifications

All the specifications are typical and at 25°C Tcase unless specified otherwise.

0-10V Dimming Curve

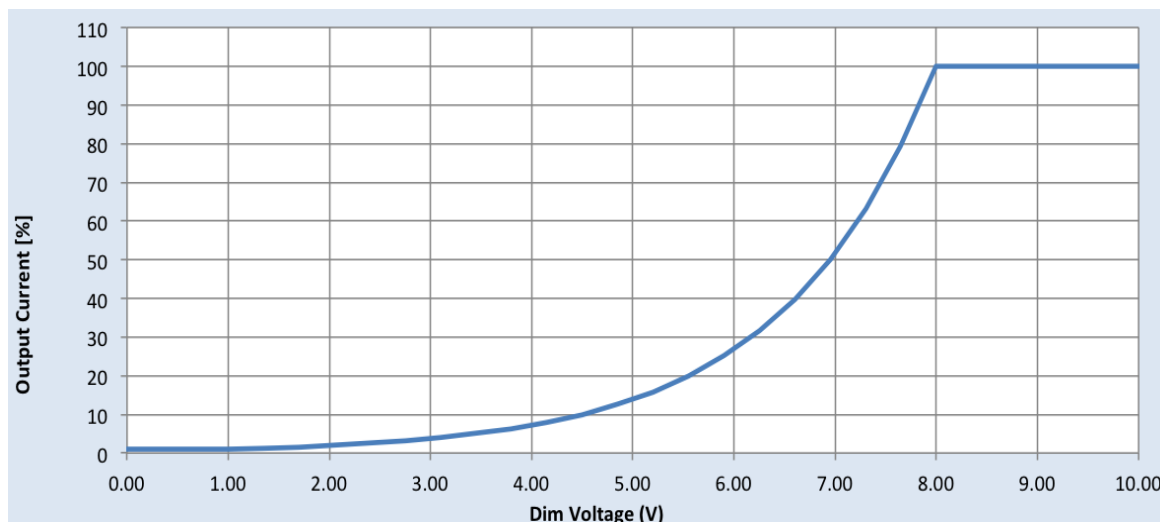
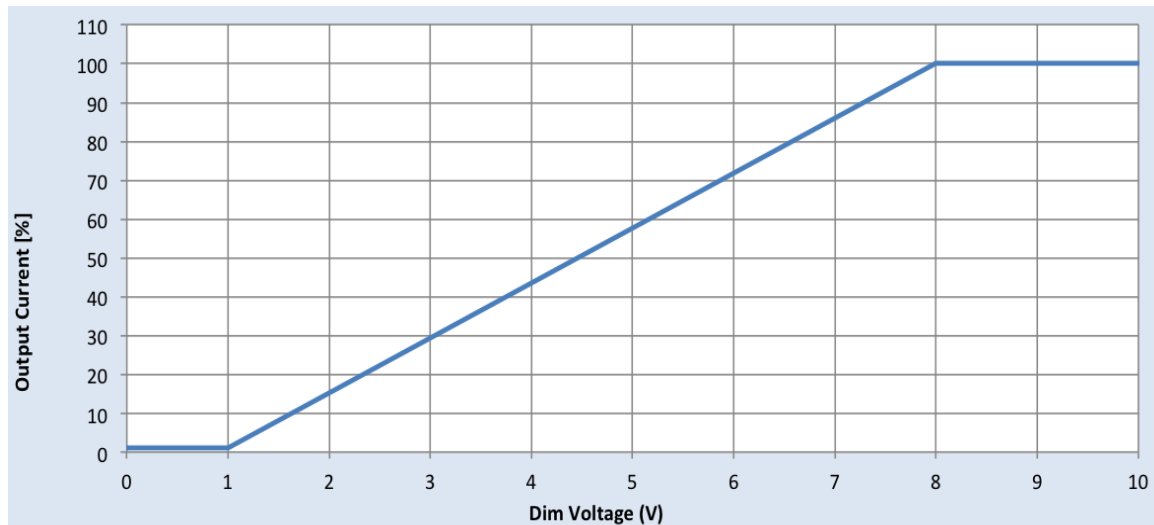
Dimming source current from the driver: 150µA (@ 0<Vdim<8V)

Minimum dim level: 1% of Iout (minimum 200mA)

Maximum output voltage on the dimming wires: 12V

Approved Dimmer List

Manufacturer	Manufacturer Part Number
Lutron	Visit www.lutron.com/advance for a list of dimmers (Mark VII) that will work with this driver
Leviton	IllumaTech IP7 series
Philips	Sunrise - SR1200ZTUNV



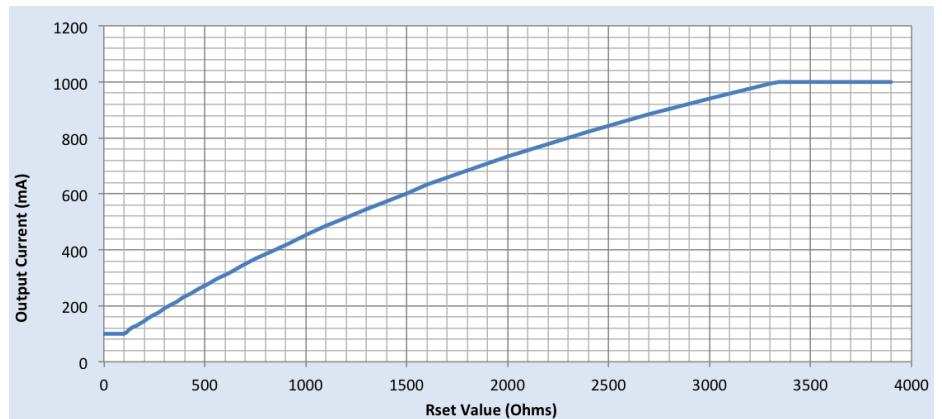
Xitanium 36W 0.1-1.0A 54V 0-10V INT (1% dim) with SimpleSet

Electrical Specifications

All the specifications are typical and at 25°C Tcase unless specified otherwise.

AOC (Adjustable Output Current) Settings (Rset)

Rset (Ohms)	Current (mA)	Rset (Ohms)	Current (mA)
1	100	2700	883
100	100	3000	941
110	105	3300	993
120	111	3344	1000
130	116	3600	1000
150	125	3900	1000
160	130	>100,000	1000
180	138		
200	146		
220	155		
240	166		
270	176		
300	190		
330	204		
360	215		
390	228		
430	245		
470	261		
510	277		
560	297		
620	318		
680	340		
750	368		
820	392		
910	422		
1000	452		
1100	485		
1200	515		
1300	545		
1500	602		
1600	632		
1800	684		
2000	733		
2200	780		
2400	823		



Notes

Current is set via a resistor between Rset2 and SGND leads.

Any through-hole or SMD resistor with >0.25W and >20V can be used as Rset.

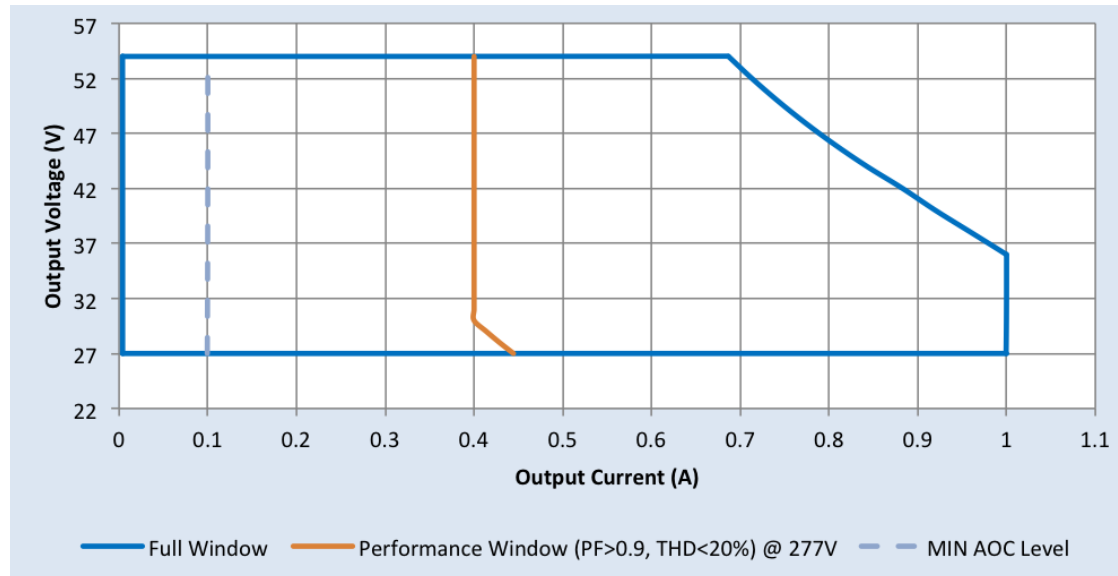
Driver will default to 1000mA when Rset is left open.

Xtanium 36W 0.1-1.0A 54V 0-10V INT (1% dim) with SimpleSet

Electrical Specifications

All the specifications are typical and at 25°C Tcase unless specified otherwise.

Driver Output Window



Notes

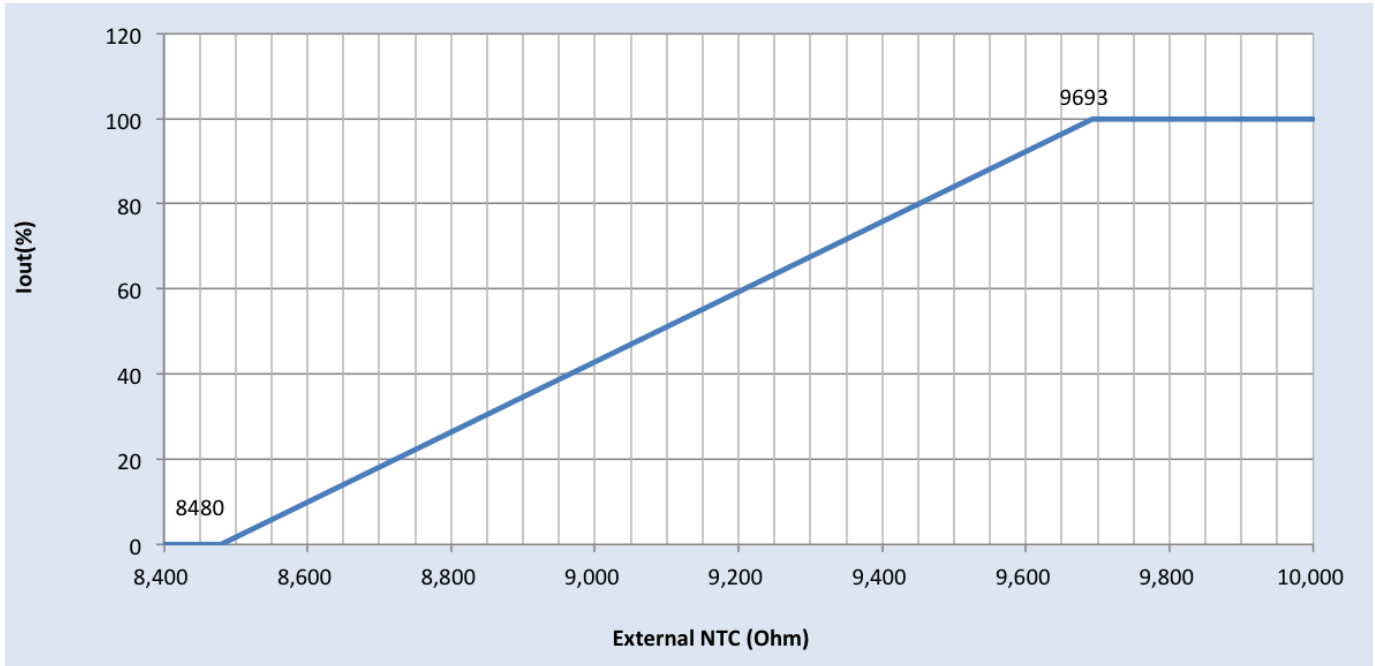
1. Factory default output current is 1A.
2. For dimming to a minimum level of 1% the output current setting through AOC should be $\geq 0.4A$.

Xitanium 36W 0.1-1.0A 54V 0-10V INT (1% dim) with SimpleSet

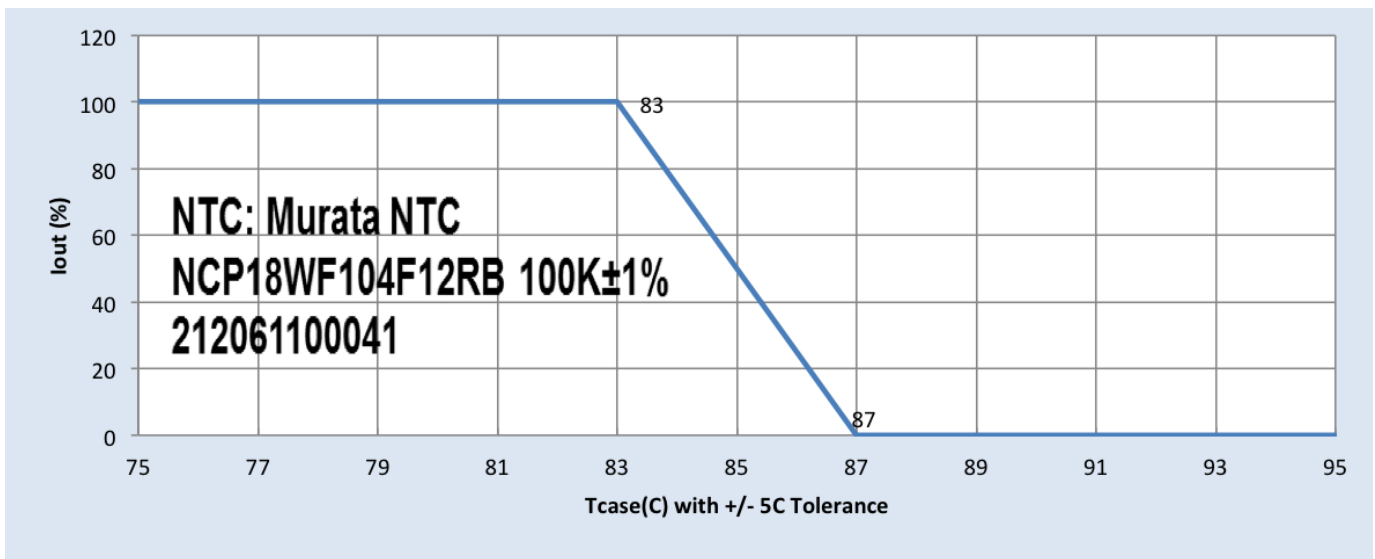
Electrical Specifications

All the specifications are typical and at 25°C Tcase unless specified otherwise.

Output Current Vs. External NTC Resistance



Output Current Vs. LED Module Temperature using 100kohm NTC

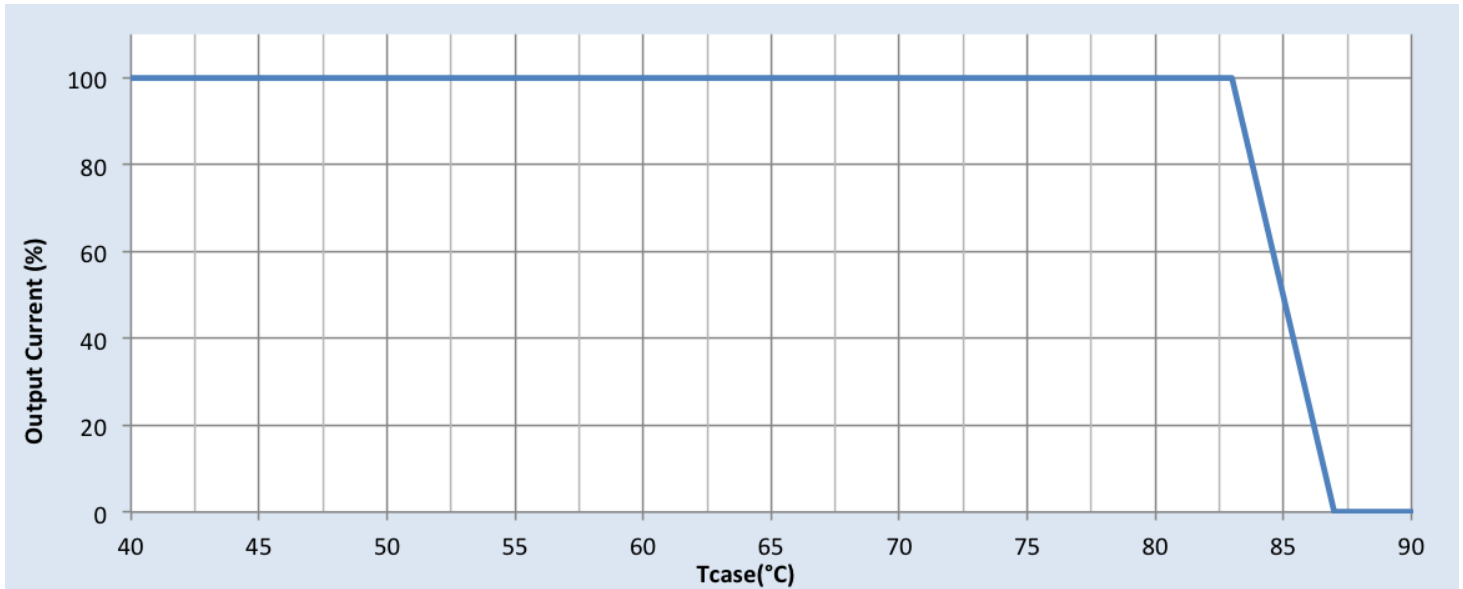


Xtanium 36W 0.1-1.0A 54V 0-10V INT (1% dim) with SimpleSet

Electrical Specifications

All the specifications are typical and at 25°C Tcase unless specified otherwise.

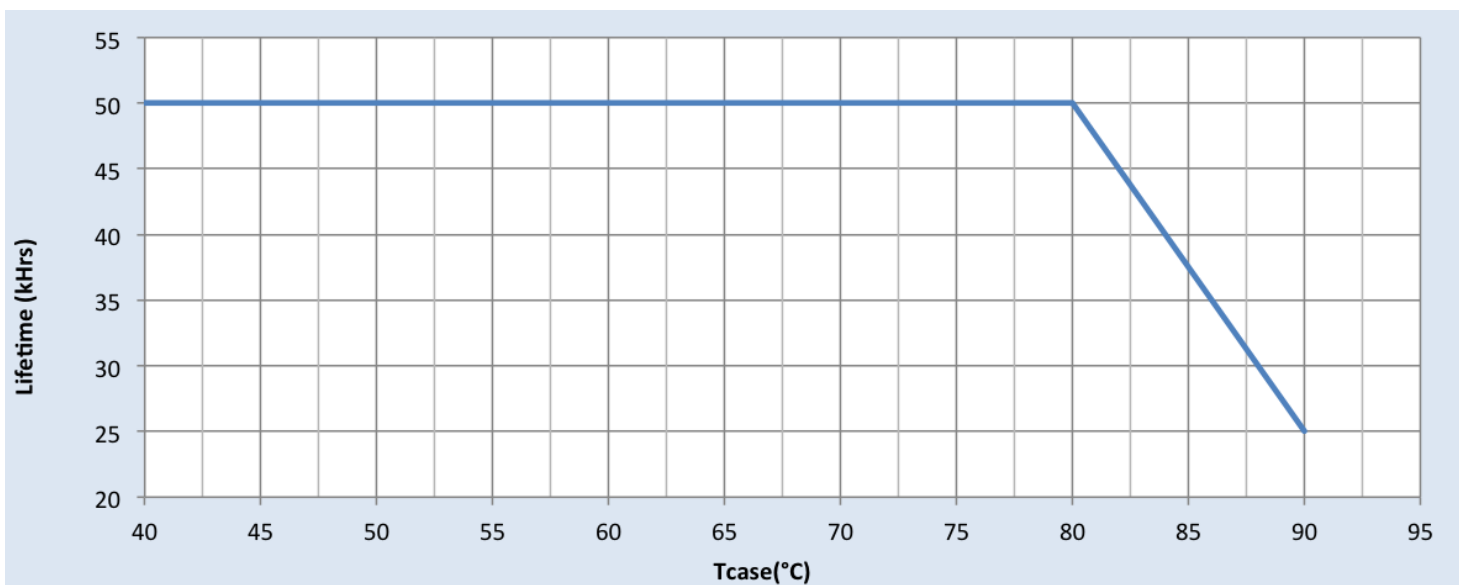
Output Current Vs. Driver Case Temperature



Note

There is $\pm 5^\circ\text{C}$ tolerance on the driver case temperature.

Driver Lifetime vs. Driver Case Temperature

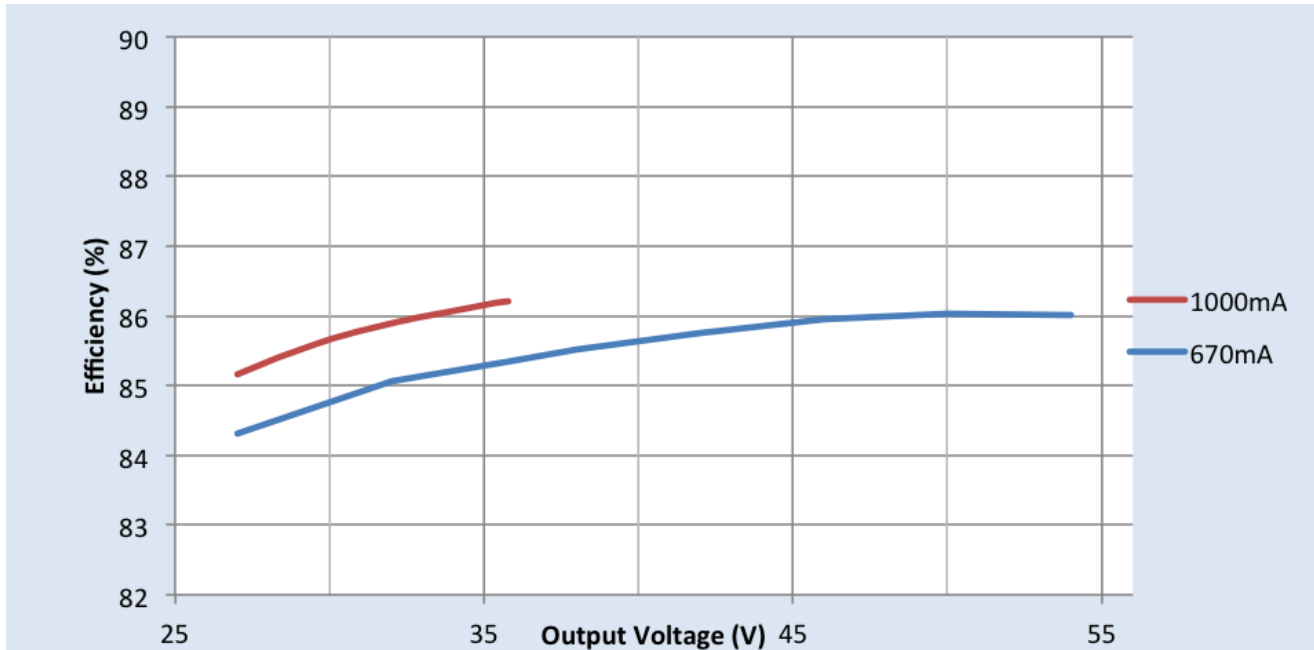


Xtanium 36W 0.1-1.0A 54V 0-10V INT (1% dim) with SimpleSet

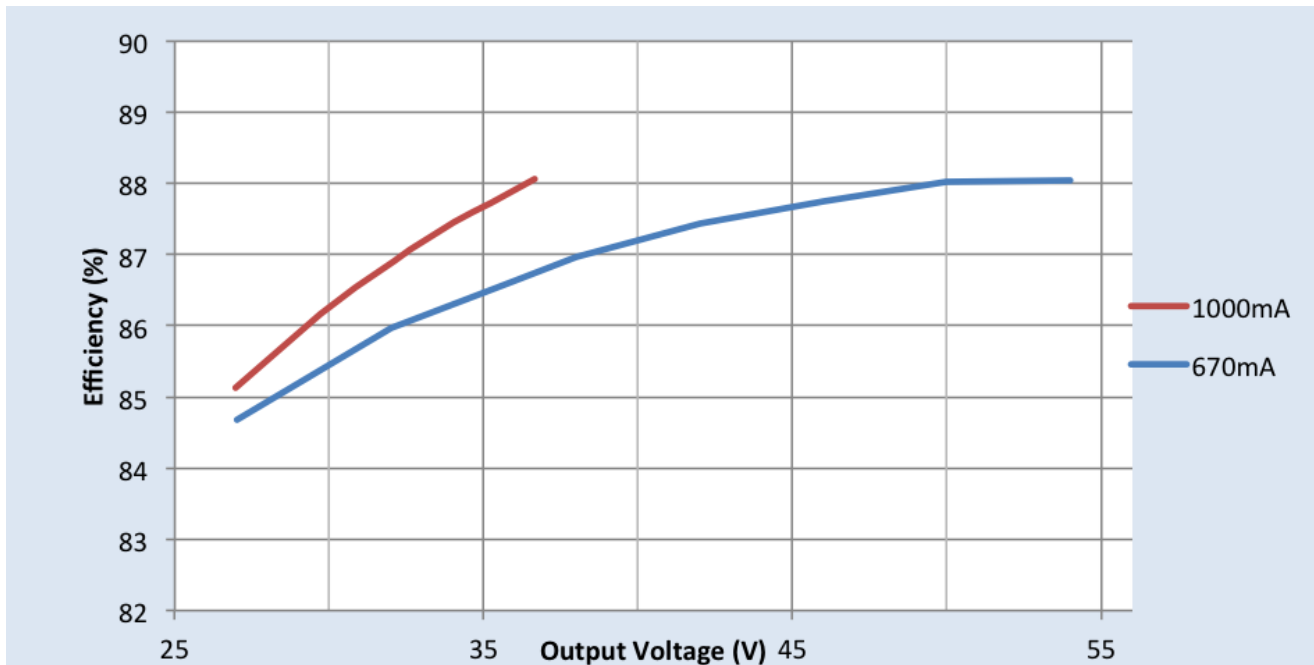
Performance Characteristics

Based on measurements on a typical sample at 70°C case. The accuracy of the measurements is within the tolerance of the measurement instruments.

Efficiency Vs. Output Voltage at 120Vac



Efficiency Vs. Output Voltage at 277Vac

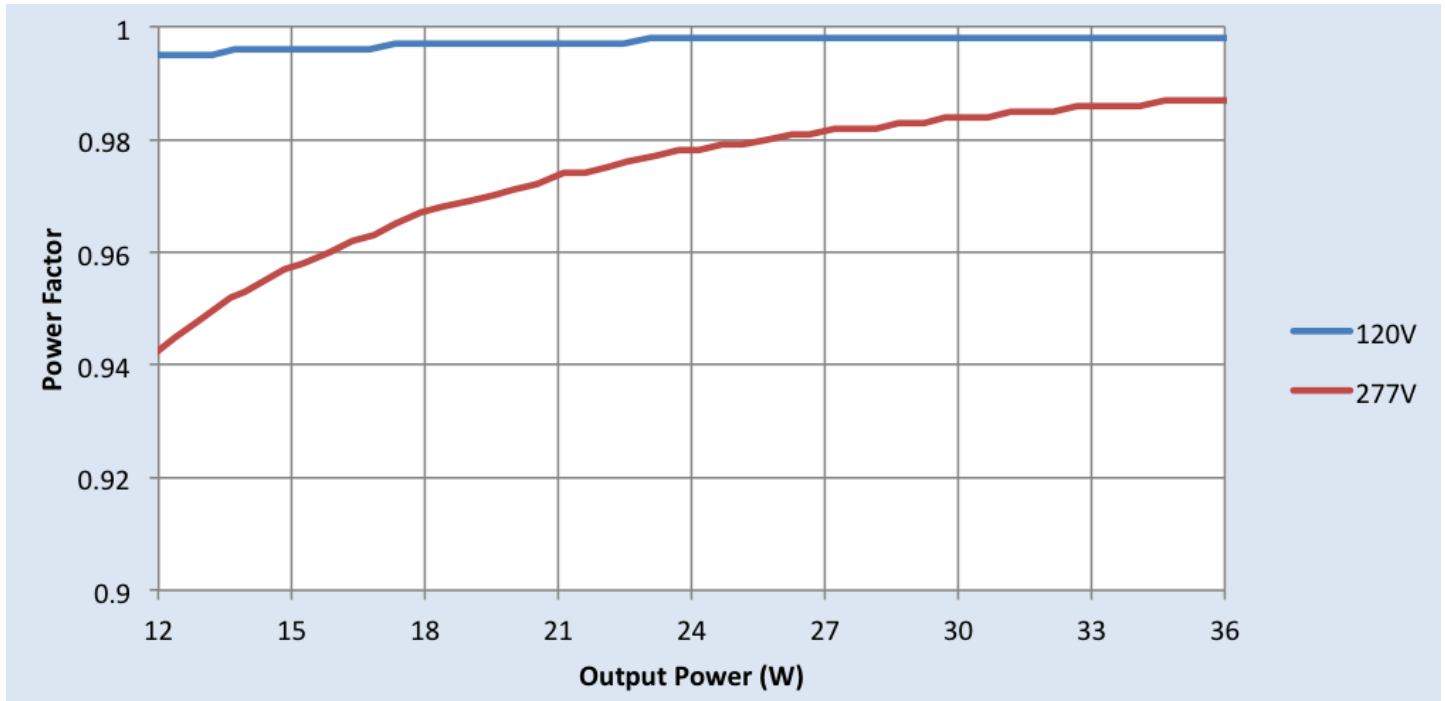


Xtanium 36W 0.1-1.0A 54V 0-10V INT (1% dim) with SimpleSet

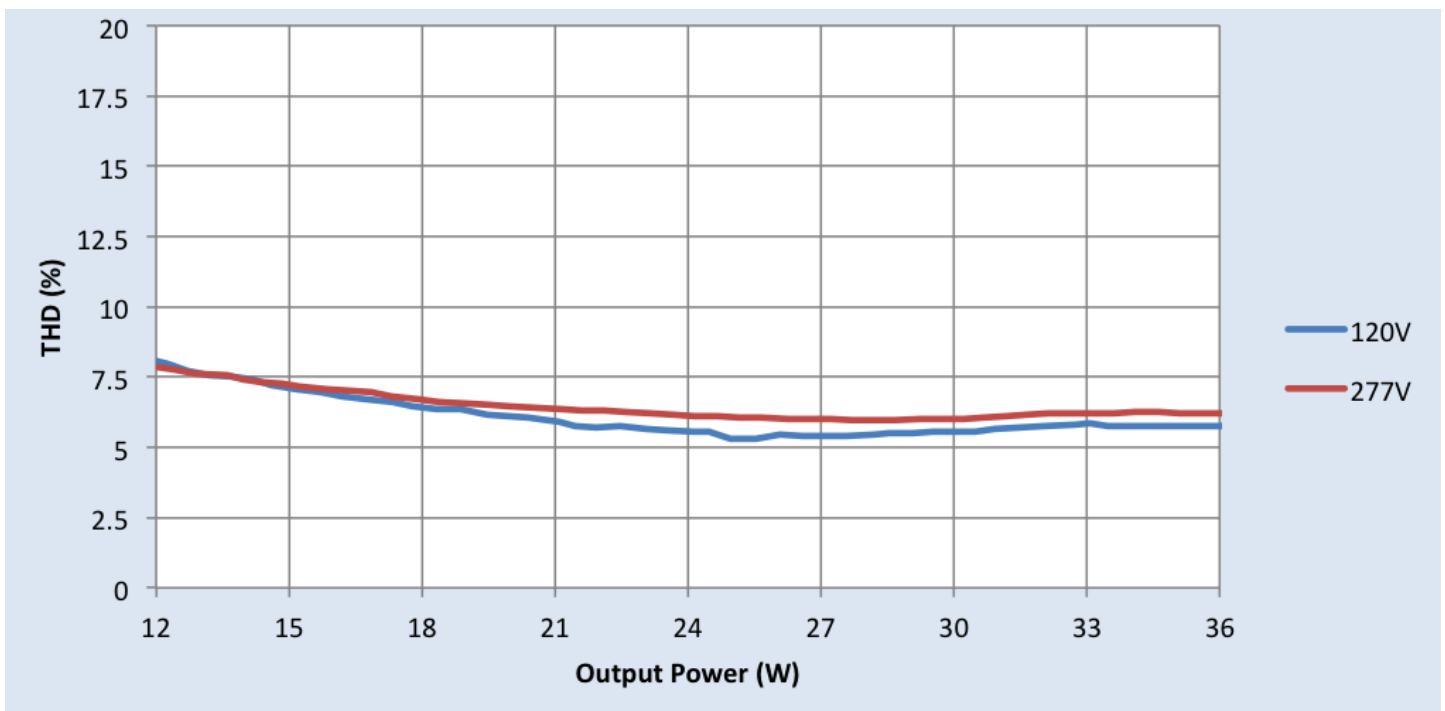
Performance Characteristics

Based on measurements on a typical sample at 70°C case. The accuracy of the measurements is within the tolerance of the measurement instruments.

Power Factor Vs. Output Power

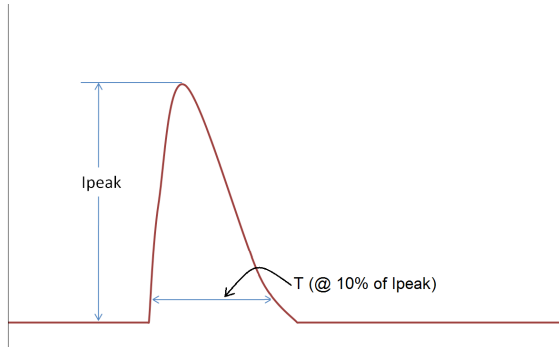


Total Harmonic Distortion (THD) Vs. Output Power



Xitanium 36W 0.1-1.0A 54V 0-10V INT (1% dim) with SimpleSet

Inrush Current Info



V_{in}	I_{peak}	T (@ 10% of I_{peak})
120 Vrms	10A	231 μ S
277 Vrms	19.4A	231 μ S

Inrush current is measured at peak of the corresponding line voltage. Source impedance per NEMA 410.

Lightning Surge Info

ANSI Surge Type	Differential Mode (L-N)	Common Mode (L-G, N-G, L&N-G)
100kHz Ring Wave (w/t 30 Ω)	>2.5KV	>2.5KV

Isolation

Isolation	Input	Output	0-10V	Enclosure
Input	NA	2xU+1kV	2xU+1kV	2xU+1kV
Output	2xU+1kV	NA	2xU+1kV	2xU+1kV
0-10V	2xU+1kV	2xU+1kV	NA	2xU+1kV
Enclosure	2xU+1kV	2xU+1kV	2xU+1kV	NA

U = Max input voltage

UL Conditions of Acceptability

Please contact your Philips representative for a copy of the latest UL Conditions of Acceptability (COA).

© 2016 Philips Lighting Holding B.V. All rights reserved.
Philips reserves the right to make changes in specifications and/or to discontinue any product at any time without notice or obligation and will not be liable for any consequences resulting from the use of this publication.
philips.com/leddrivers



Philips Lighting North America Corporation
10275 W. Higgins Road, Rosemont IL 60018
Tel: 800-322-2086 Fax: 888-423-1882
Customer/Technical Service: 800-372-3331
OEM Support: 866-915-5886

Philips Lighting Canada Ltd.
281 Hillmount Rd, Markham, ON, Canada L6C 2S3
Tel. 800-668-9008