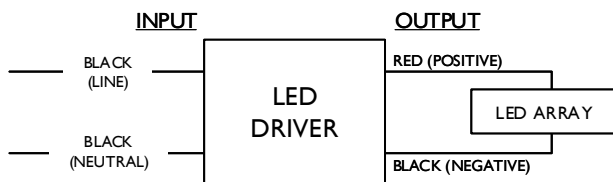


<b>LEDUNIA0700C12F</b>	
Brand Name	XITANIUM
Driver Type	Electronic
Input Voltage	120~230V
Input Frequency	50/60 Hz
RoHS	Yes
Approbations	UL
Status	Active

## Electrical Specifications

Max. Output Power (W)	Output Voltage (V)	Output Current (A)	Operating Temp. Range (°F/°C)	Input Current at 120V (A)	Max. Input Power (W)	Inrush Current (A <sub>pk</sub> /μs)	Max. THD (%)	Min. Power Factor	Surge Protection (KV)	Weight (Lbs)	Envir. Protection Rating
6.5	2.4~9.3 Or 13	0.70 Or 0.05-0.5	14°~104°F (-10~40°C)	0.25	15	-	20	0.5	-	0.13/60	UL Dry & Damp

## Wiring Diagram



Input and Output use lead-wires.  
Lead-wires are 20AWG 80C/300V stranded copper

## Standard Lead Length

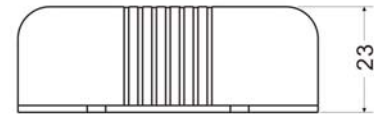
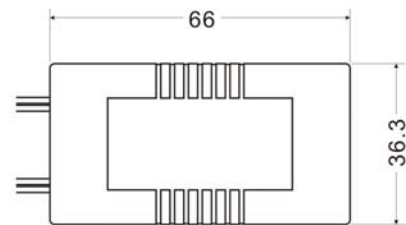
	in.	cm.
Black	6	15
White		
Blue		
Red	6	15
Gray		
Violet		

## Maximum Wiring Distance (at full load)

Wire Size (AWG)	Distance (feet)
26	8
24	13
22	21
20	34
18	54
16	85
14	137

Revised 02/18/2014

## Enclosure



UL Class 2  
E215167

## PHILIPS LIGHTING ELECTRONICS N.A.

10275 WEST HIGGINS ROAD · ROSEMONT, IL 60018  
Tel: 800-322-2086 · Fax: 888-423-1882 · www.philips.com/advance  
Customer Support/Technical Service: 800-372-3331 · OEM Support: 866-915-5886

<b>LEDUNIA0700C12F</b>	
Brand Name	XITANIUM
Driver Type	Electronic
Input Voltage	120~230V
Input Frequency	50/60 Hz
RoHS	Yes
Approbations	UL
Status	Active

## Installation & Application Notes:

### Section I – Physical Characteristics

- 1.1 LED Driver shall be installed inside an electrical enclosure.
- 1.2 Wiring inside electrical enclosure shall comply with 600V/105°C rating or higher.

### Section II – Performance

- 2.1 LED Driver tolerates sustained open circuit and short circuit output conditions without damage.
- 2.2 LED Controller maximum allowable case temperature is 69°C.

### Section III – UL Conditions of Acceptability (File E215167)

When installed in the end product, consideration shall be given to the following:

- 3.1 This component has been judged on the basis of the required spacings in the Standard for Class 2 Power Units, UL 1310, Par. 24.5 to Par. 24.9, UL840, Table 9.1 and the Canadian Standard for Power Supplies with Extra-Low-Voltage Class 2 outputs, CAN/CSA 22.2 No. 223-M91, Table 2 and Table 3.
- 3.2 This power supply was intended for use in indoor use equipment only.
- 3.3 This transformer employs Class 105(a) insulation.
- 3.4 These components shall be installed in compliance with the enclosure and mounting requirements of the ultimate application.
- 3.5 The input and output leads are minimum No. 20 AWG, rated 300V, 80°C. The suitability of input and output connections shall be determined in each end use application.
- 3.6 The strain relief, mold stress relief distortion and impact tests have not been investigated. The flammability of enclosure material under investigation is V-2. The suitability of the enclosure as ultimate enclosure shall be determined in the end-use application.
- 3.7 The maximum temperature measured on enclosure surface was 69°C during the Temperature test. The necessity of repeat Temperature Test shall be determined in each end-use application.
- 3.8 The necessity of repeated Leakage Current Test shall be determined in each end-use application.