

SUBJECT: <b>VL6000 Beam Luminaire Software Release</b>	SERIES: <b>6000</b>
DISTRIBUTION: <b>Dealers, Service Centers, End Users</b>	STATUS: <b>Routine</b>

## Introduction

### Embedded Software Release

Vari-Lite has a new software release for VL6000 Beam Luminaire. Software version **06/22/17** (file name, **VL6000\_062217.bin**) is now available for download and installation.

Vari-Lite suggests all owners and users of the VL6000 Beam Luminaire download and install this new version of software from the Support section of the Vari-Lite web site ([www.vari-lite.com](http://www.vari-lite.com)).

Please review this bulletin in its entirety before downloading and installing the software.

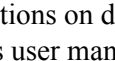
**Note:** VL6000 Beam luminaires manufactured on and after **06/22/17** will have this software installed. This software may be loaded in all previously manufactured fixtures.



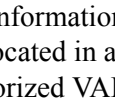
### Important Notes About this Version of Software

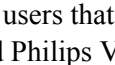
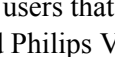
- \* *Please review this bulletin in its entirety before downloading and installing the software.*
- \* *Power recycling is required after new software is installed.*

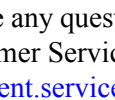
### About PEGASUS Upload Software

For instructions on downloading and installing VARI\*LITE luminaire software, refer to luminaire's user manual.

The PEGASUS Upload Software and luminaire firmware files are available for download, at no charge, from the Philips Vari-Lite web site at [www.vari-lite.com](http://www.vari-lite.com) in any luminaire product downloads support section.

For more information on PEGASUS Upload Software, please refer to Vari-Lite Technical Notice TN-349 (located in any product downloads Support section on the Vari-Lite web site) or contact your Authorized VARI\*LITE Dealer or Vari-Lite customer service.

**Note:** For users that wish to purchase a Philips VARI\*LITE USB Upload Cable, contact Authorized Philips VARI\*LITE Dealer and order part number: **PEGASUS**.

If you have any questions regarding this release or your VARI\*LITE product, please contact Vari-Lite Customer Service at 1-877-VARILITE (or +1-214-647-7880) or via e-mail at [entertainment.service@philips.com](mailto:entertainment.service@philips.com).

## Release Notes

---

### **Updates to VL6000 Beam Luminaire Software (06/22/17):**

- Added Cloud Search feature described below. The auto start cloud feature added in the auto stop cloud search feature.
- Added additional color preset / split colors to CTG presets.
- Fixed Pan calibration to check for condition where the sensors are not aligned.

#### **Cloud Search**

The Cloud Search function has the following menu which can be accessed via the main menu:

##### **Start Search**

- [ENTER] to go to the “Configure -> Cloud Setup” menu
- [ESCAPE] to stop
  - Shutdown? Yes
  - Shutdown? No

##### **Auto Power Up**

- Power Up On
- Power Up Off

##### **Auto Time Out**

- No Timeout
- 2 Hours
- 4 Hours
- 6 Hours
- 8 Hours
- 10 Hrs
- 12 Hrs

The Configure -> Cloud Setup menu is as follows:

##### **Cloud Setup**

- Shape
  - Straight-Up
  - Figure-8
  - Curve Sweep
  - Straight Sweep
- Size

## VARI\*LITE TECHNICAL BULLETIN

- Small
- Medium
- Large
- Speed
  - Slow
  - Medium
  - Fast

Cloud Search can be set to start automatically. When calibration completes, the lamp will strike and start the search. If Time Out is enabled, Cloud Search runs for the set duration and stops automatically.

Cloud Search can be set via the menu and timeout settings will still apply.

If DMX is applied in any of these conditions, Cloud Search terminates, the luminaire enters DMX mode, and timeouts reset.

If Cloud Search ends and the user declines to go into standby, normal Auto-Shutdown rules apply.