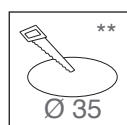
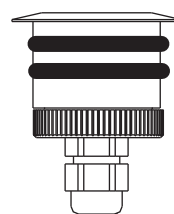
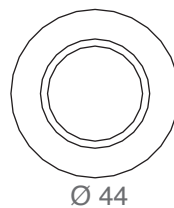


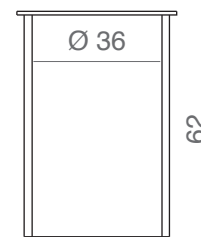

BLUX02010300TF
BLUX0201030WTF
BLUX02010301TF
BLUX02010302TF
BLUX02010303TF
BLUX02010304TF
BLUX02016300TF
BLUX0201630WTF
BLUX02016301TF
BLUX02016302TF
BLUX02016303TF
BLUX02016304TF




** Only for spring fixation.
* Not included.



*LUXCASSA1



(mm)



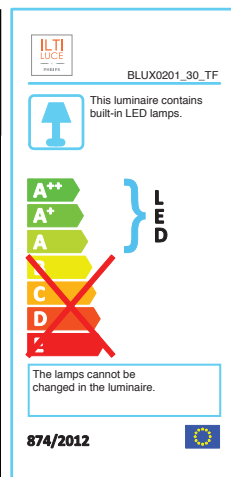
Finiture:
- tecnopolimero bianco
Finishing:
- white techno-polymer

Per il fissaggio su cartongesso usare le molle in dotazione, rimuovendo gli o-ring esterni.
Use the springs (included) to fix in false ceilings, removing the external o-rings.



Cool White - beam 60° (BLUX02016300TF)

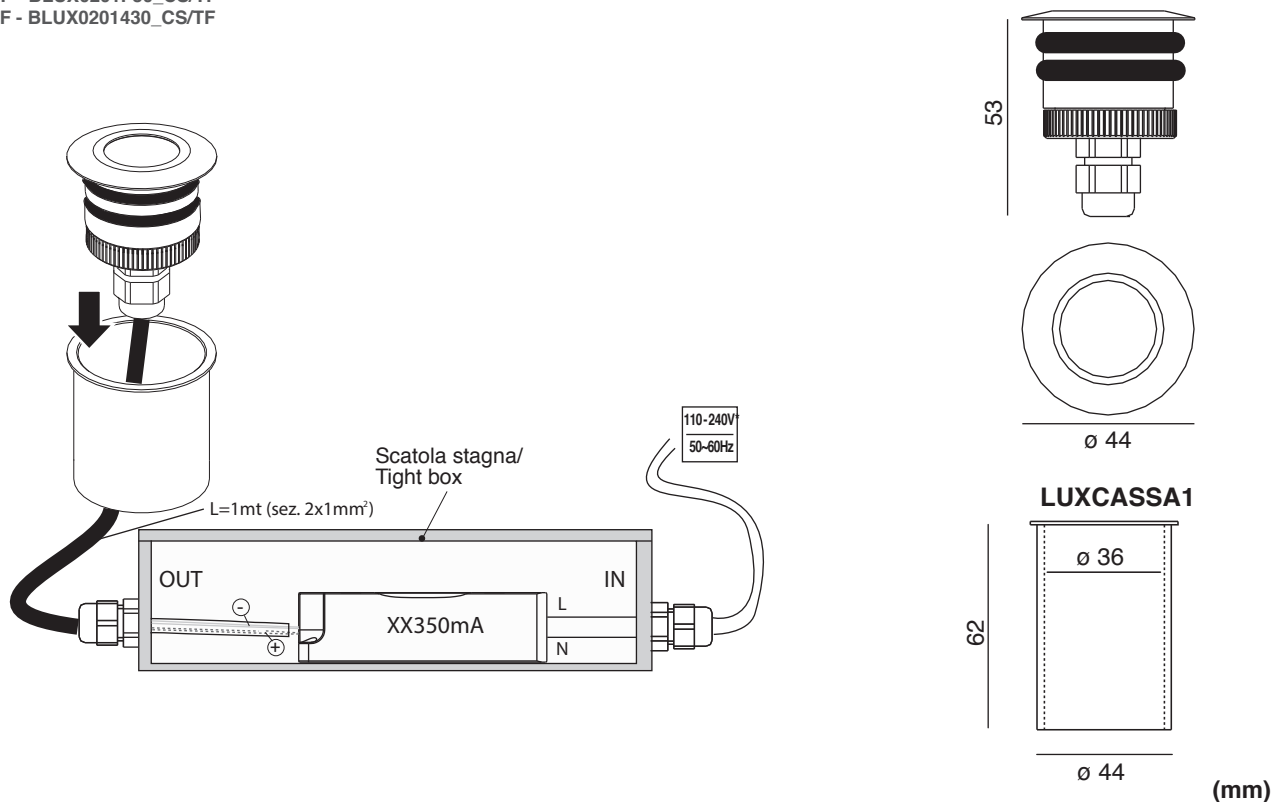
| Offset(m) | Cone width (m) | Illuminance(lx) |
|-----------|----------------|-----------------|
| 0,25 | 0,35 | 880 |
| 0,5 | 0,60 | 220 |
| 0,75 | 0,90 | 95 |
| 1,0 | 1,2 | 55 |



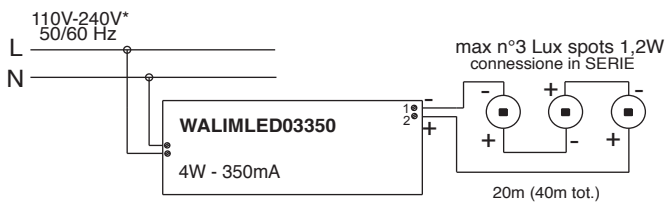
| General Information | Caractéristiques Générales | Allgemeine Informationen | Informazioni generali | |
|--------------------------------|--------------------------------|--------------------------------|------------------------------|----------------|
| Material | Matériaux | Materialien | Materiali | techno-polymer |
| Number of light sources | Nombre de Source(s) | Anzahl Lichtquellen | Numero sorgenti lum. | 1 x LED |
| Fixing system | Système de fixation | Befestigungssystem | Sistema di fissaggio | recessed box |
| Driver included | Driver intégré | Treiber inklusive | Driver incluso | NO |
| Protection class IEC | Classe électrique | Schutzklasse | Classe di isolamento | III |
| IP code | IP | Schutzart | Grado IP | IP68 |
| IK code | IK | Schlagfestigkeit (IK) | Grado IK | / |
| Optic type | Optique | Optik | Ottica | 60° - 110° |
| Cable | Câble | Kabel | Cavo | 1 m |
| Dimmable | Gradable | Dimmbar | Dimmerabile | YES |
| European Community mark | Marquage CE | CE-Zeichen | Marchio comunità europea | CE |
| Lifetime to 80% luminous flux | Durée vie 80% flux lumineux | Lebensdauer bis 80% Lichtstrom | Durata funzion. (80% flusso) | 30 000 h |
| Weight (kg) | Poids (kg) | Gewicht (kg) | Peso (Kg) | 0,230 kg |
| Electrical | Caractéristiques Electriques | Elektrische Kenndaten | Corrente | |
| Input voltage | Tension d' alimentation | Netzspannung | Tensione di alimentazione | 350 mA |
| Initial performances | Performances initiales | Anfängliche Leistung | Performance iniziali | |
| Initial input power | Initial input power | Systemleistung | Potenza di sistema | 1,2 W |
| Initial luminous flux | Initial luminous flux | Lichtstrom | Flusso luminoso iniziale | 80 lm |
| Initial LED luminaire efficacy | Initial LED luminaire efficacy | Effizienz | Efficienza luminosa iniziale | 66 lm/W |
| Init. Corr. Color Temperature | Init. Corr. Color Temperature | Farbtemperatur | Temperatura colore lampada | 3000 - 6000 K |
| CRI | IRC | CRI | CRI | > 90 |
| Application conditions | Conditions d'application | Einsatzbedingungen | Condizioni applicazione | |
| Ambient temperature range | Température ambiante | Umgebungstemperatur | Temperatura ambiente | max.35 °C |

Disponibile in versione certificata ETL (Stati Uniti / Canada) su richiesta. / ETL (US / Canada) certified version available on demand.

Lux 09_110° CS/TF - BLUX0201030_CS/TF
Lux 09_60° CS/TF - BLUX0201630_CS/TF
Lux 10_10° CS/TF - BLUX0201F30_CS/TF
Lux 11_25° CS/TF - BLUX0201430_CS/TF



Esempio di collegamento (connessione in serie)/ Example of connection (serial connection)



* Verificare la tensione di ingresso supportata dagli alimentatori / Verify the input tension supported from drivers

Alimentatori/ LED Drivers

| Codice/Code non inclusi/not included | Caratteristiche/ Specifications | n. faretto/ n.spots |
|---|------------------------------------|------------------------|
| WALIMLED01350 | 1,4W - 350mA | 1 |
| WALIMLED03350 | 4W - 350mA | 2-3 |
| WALIMLED08350 | 10W - 350mA | 3-8 |
| WALIMLED12350 | 15W - 350mA | 3-12 |
| WALI/DIMM/JOLLY | 15W - 350mA - dimm | 12 |
| WBOKVAR | variatore/dimmer 1/10V | / |



GENERALI / GENERALS

- L'installazione deve essere fatta da personale qualificato.
- Installation should be carried out by a suitable qualified installer.
- Togliere tensione prima di ogni operazione di manutenzione
- Disconnect main voltage before maintenance operations.
- Non aprire il faretto
- Do not open the spot.
- In caso di guasti, previa autorizzazione al reso di ILTI Luce, il prodotto non dovrà essere aperto, il pressacavo non deve essere smontato e il cavo deve essere tagliato lasciandone almeno 10/15cm.
- In case of failure, upon a return authorization of ILTI LUCE, the product will not have to be opened, the cable gland must not be removed and the cable must be cut leaving at least 10/15cm




MANUTENZIONE/
MAINTENANCE

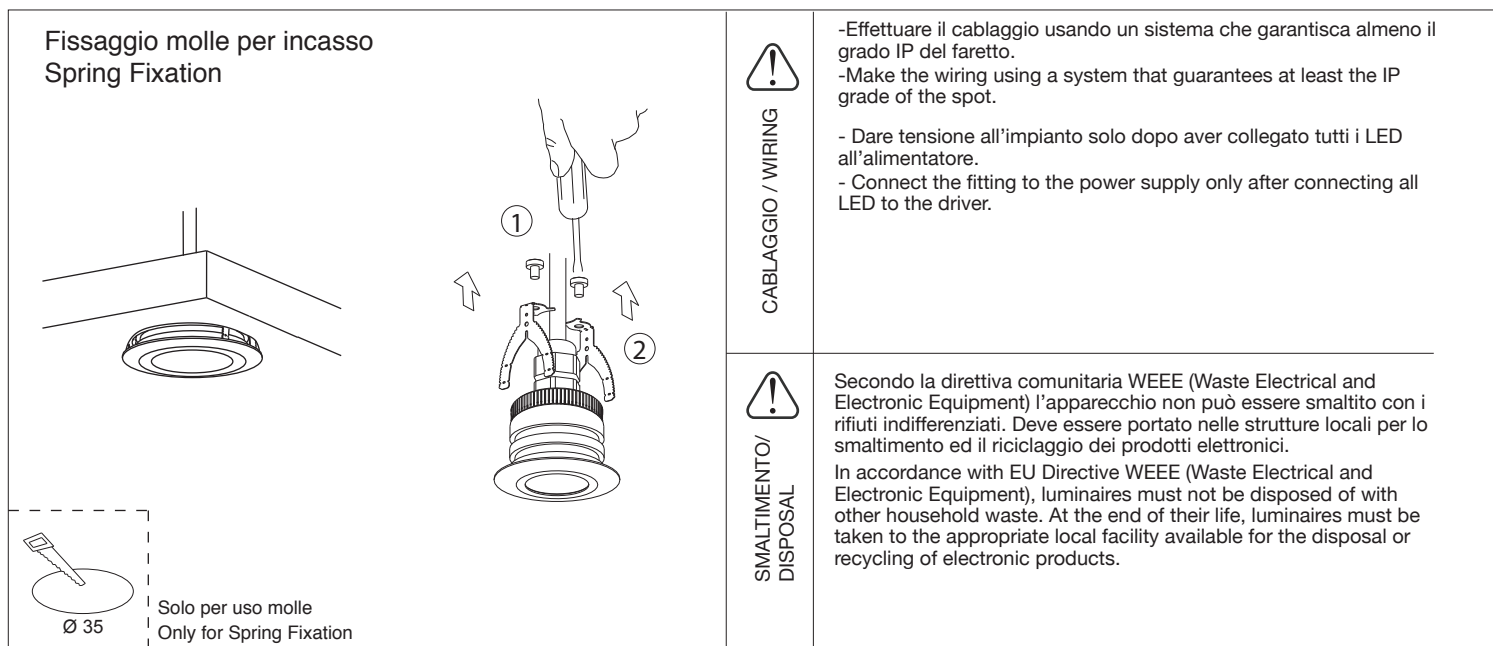
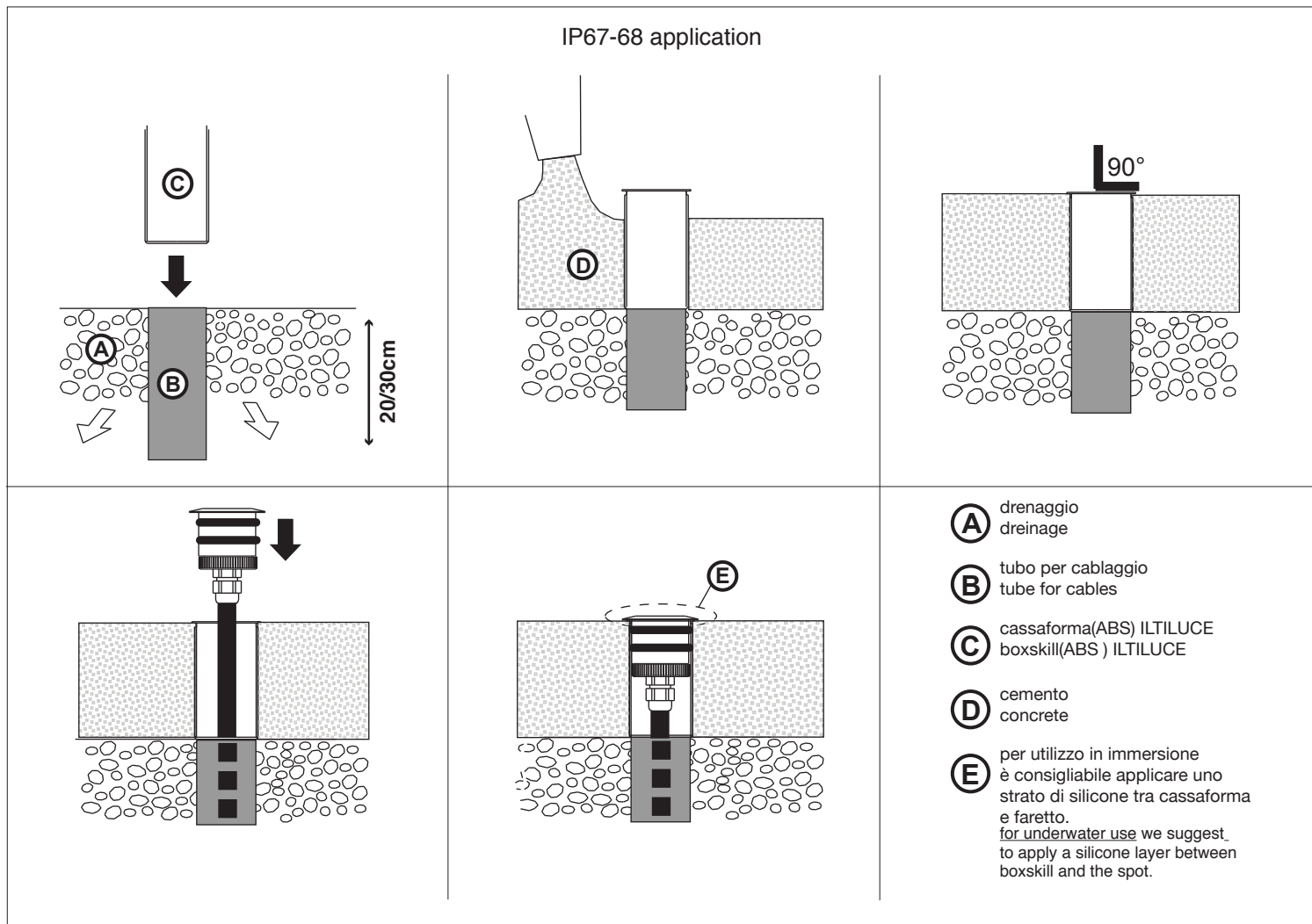
- Togliere tensione prima di eseguire operazioni di manutenzione.
- Disconnect main voltage before maintenance operation.
- Pulire periodicamente la superficie frontale del faretto. Non utilizzare detersivi a base acida.
- Periodically clean the frontal part of the spot. Do not use acid substances.



- Per un corretto funzionamento, l'apparecchio necessita di relativo vetro di protezione integro.
- For a proper operation, the fitting requires its protective undamaged glass.



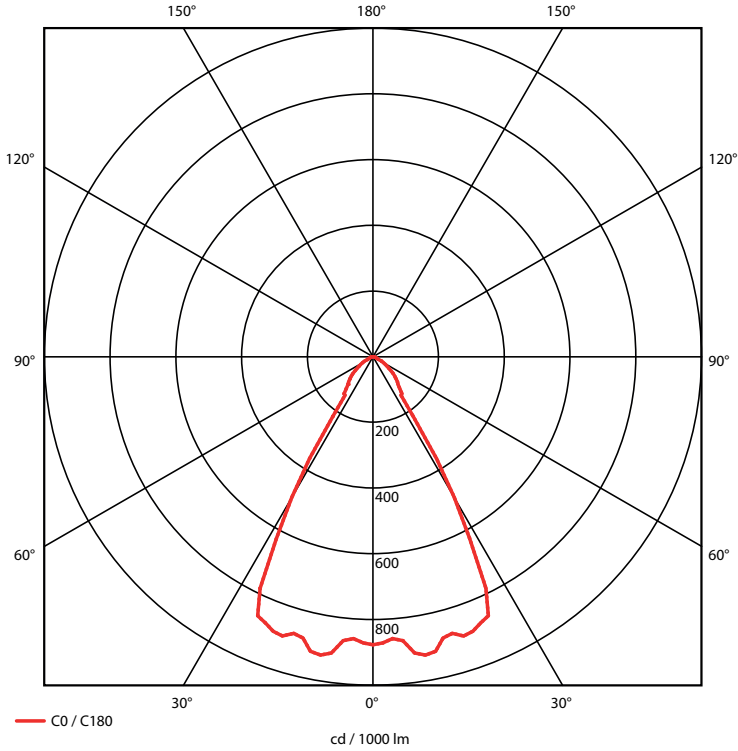
si consiglia la conservazione delle seguenti istruzioni - we suggest you to keep this copy for your files



si consiglia la conservazione delle seguenti istruzioni - we suggest you to keep this copy for your files

BLUX0201630WTF

download 



BLUX0201030WTF

download 

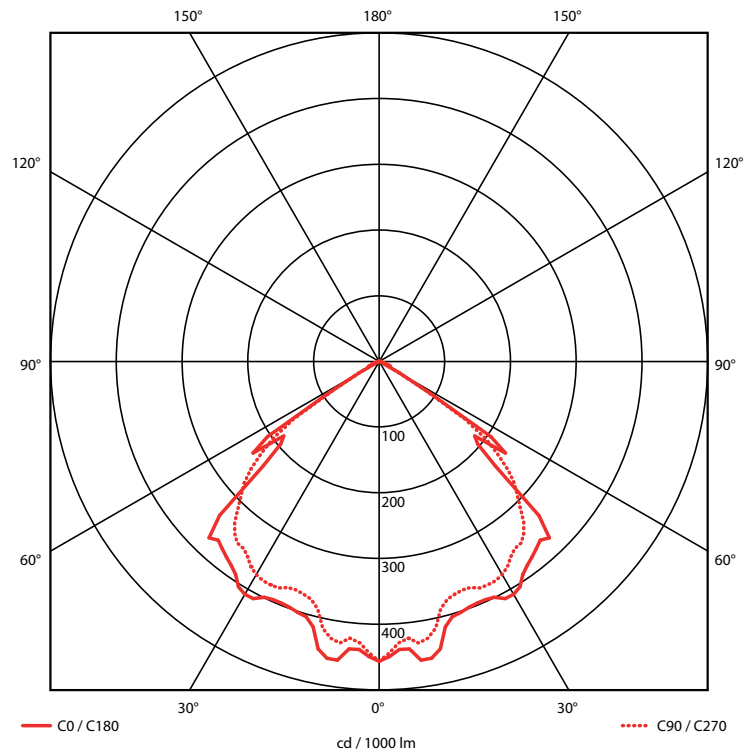


tabella di riepilogo prodotti/ product overview table

| codice/ code | colore/ colour | tipo/ type | potenza/ power | fascio ottico/ optic beam | ottica/ optic | tipo di LED/ LED type | materiale/ material | finitura/ finishing | fissaggio/ fixation | IP/ IP |
|-----------------|-------------------|---------------------|-------------------|------------------------------|------------------|----------------------------------|----------------------------------|------------------------|--|-----------|
| BLUX020163000TF | cool white | esterni/ outdoor | 1,2W | 60° | fissa/ fixed | alta emissione/ high emission | tecnopolimero/ techno-polymer | - | con cassaforma o kit molle/ with box or springs kit | 68 |
| BLUX02016300WTF | warm white | esterni/ outdoor | 1,2W | 60° | fissa/ fixed | alta emissione/ high emission | tecnopolimero/ techno-polymer | - | con cassaforma o kit molle/ with box or springs kit | 68 |
| BLUX020163001TF | blu/ blue | esterni/ outdoor | 1,2W | 60° | fissa/ fixed | alta emissione/ high emission | tecnopolimero/ techno-polymer | - | con cassaforma o kit molle/ with box or springs kit | 68 |
| BLUX020163002TF | verde/ green | esterni/ outdoor | 1,2W | 60° | fissa/ fixed | alta emissione/ high emission | tecnopolimero/ techno-polymer | - | con cassaforma o kit molle/ with box or springs kit | 68 |
| BLUX020163003TF | ambra/ amber | esterni/ outdoor | 1,2W | 60° | fissa/ fixed | alta emissione/ high emission | tecnopolimero/ techno-polymer | - | con cassaforma o kit molle/ with box or springs kit | 68 |
| BLUX020163004TF | rosso/ red | esterni/ outdoor | 1,2W | 60° | fissa/ fixed | alta emissione/ high emission | tecnopolimero/ techno-polymer | - | con cassaforma o kit molle/ with box or springs kit | 68 |
| BLUX020103000TF | cool white | esterni/ outdoor | 1,2W | 110° | fissa/ fixed | alta emissione/ high emission | tecnopolimero/ techno-polymer | - | con cassaforma o kit molle/ with box or springs kit | 68 |
| BLUX02010300WTF | warm white | esterni/ outdoor | 1,2W | 110° | fissa/ fixed | alta emissione/ high emission | tecnopolimero/ techno-polymer | - | con cassaforma o kit molle/ with box or springs kit | 68 |
| BLUX020103001TF | blu/ blue | esterni/ outdoor | 1,2W | 110° | fissa/ fixed | alta emissione/ high emission | tecnopolimero/ techno-polymer | - | con cassaforma o kit molle/ with box or springs kit | 68 |
| BLUX020103002TF | verde/ green | esterni/ outdoor | 1,2W | 110° | fissa/ fixed | alta emissione/ high emission | tecnopolimero/ techno-polymer | - | con cassaforma o kit molle/ with box or springs kit | 68 |
| BLUX020103003TF | ambra/ amber | esterni/ outdoor | 1,2W | 110° | fissa/ fixed | alta emissione/ high emission | tecnopolimero/ techno-polymer | - | con cassaforma o kit molle/ with box or springs kit | 68 |
| BLUX020103004TF | rosso/ red | esterni/ outdoor | 1,2W | 110° | fissa/ fixed | alta emissione/ high emission | tecnopolimero/ techno-polymer | - | con cassaforma o kit molle/ with box or springs kit | 68 |