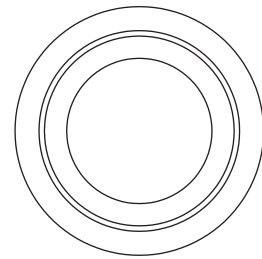
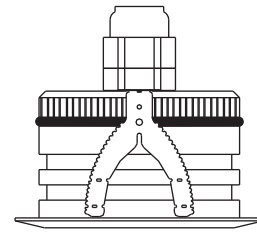


BLUX01034300AA  
BLUX0103430WAA  
BLUX0103F300AA  
BLUX0103F30WAA

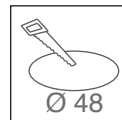


57



50

(mm)



Ø 48

|   |                | 3,6W  |  | IP44 |  |  | max<br>35°C |  |  |  |           |                |                 |     |      |      |     |      |     |     |      |     |     |      |     |
|---|----------------|---|--|------|--|--|-------------|--|--|--|-----------|----------------|-----------------|-----|------|------|-----|------|-----|-----|------|-----|-----|------|-----|
| <p>Finiture:<br/>- anodizzazione naturale</p> <p>Finishing:<br/>- natural anodization</p> |                | <p>Cool White - beam 25° (BLUX01034300AA)</p> <table border="1"> <thead> <tr> <th>Offset(m)</th> <th>Cone width (m)</th> <th>Illuminance(lx)</th> </tr> </thead> <tbody> <tr> <td>0,5</td> <td>0,20</td> <td>3440</td> </tr> <tr> <td>1,0</td> <td>0,35</td> <td>860</td> </tr> <tr> <td>1,5</td> <td>0,50</td> <td>380</td> </tr> <tr> <td>2,0</td> <td>0,70</td> <td>215</td> </tr> </tbody> </table> |  |      |  |  |             |  |  |  | Offset(m) | Cone width (m) | Illuminance(lx) | 0,5 | 0,20 | 3440 | 1,0 | 0,35 | 860 | 1,5 | 0,50 | 380 | 2,0 | 0,70 | 215 |
| Offset(m)   | Cone width (m) | Illuminance(lx)   |  |      |  |  |             |  |  |  |           |                |                 |     |      |      |     |      |     |     |      |     |     |      |     |
| 0,5   | 0,20           | 3440  |  |      |  |  |             |  |  |  |           |                |                 |     |      |      |     |      |     |     |      |     |     |      |     |
| 1,0   | 0,35           | 860   |  |      |  |  |             |  |  |  |           |                |                 |     |      |      |     |      |     |     |      |     |     |      |     |
| 1,5   | 0,50           | 380   |  |      |  |  |             |  |  |  |           |                |                 |     |      |      |     |      |     |     |      |     |     |      |     |
| 2,0   | 0,70           | 215   |  |      |  |  |             |  |  |  |           |                |                 |     |      |      |     |      |     |     |      |     |     |      |     |

BLUX0103\_30\_AA

This luminaire contains built-in LED lamps.

**A++**  
**A+**  
**A**  
**B**  
**C**  
**D**  
**E**

**LED**

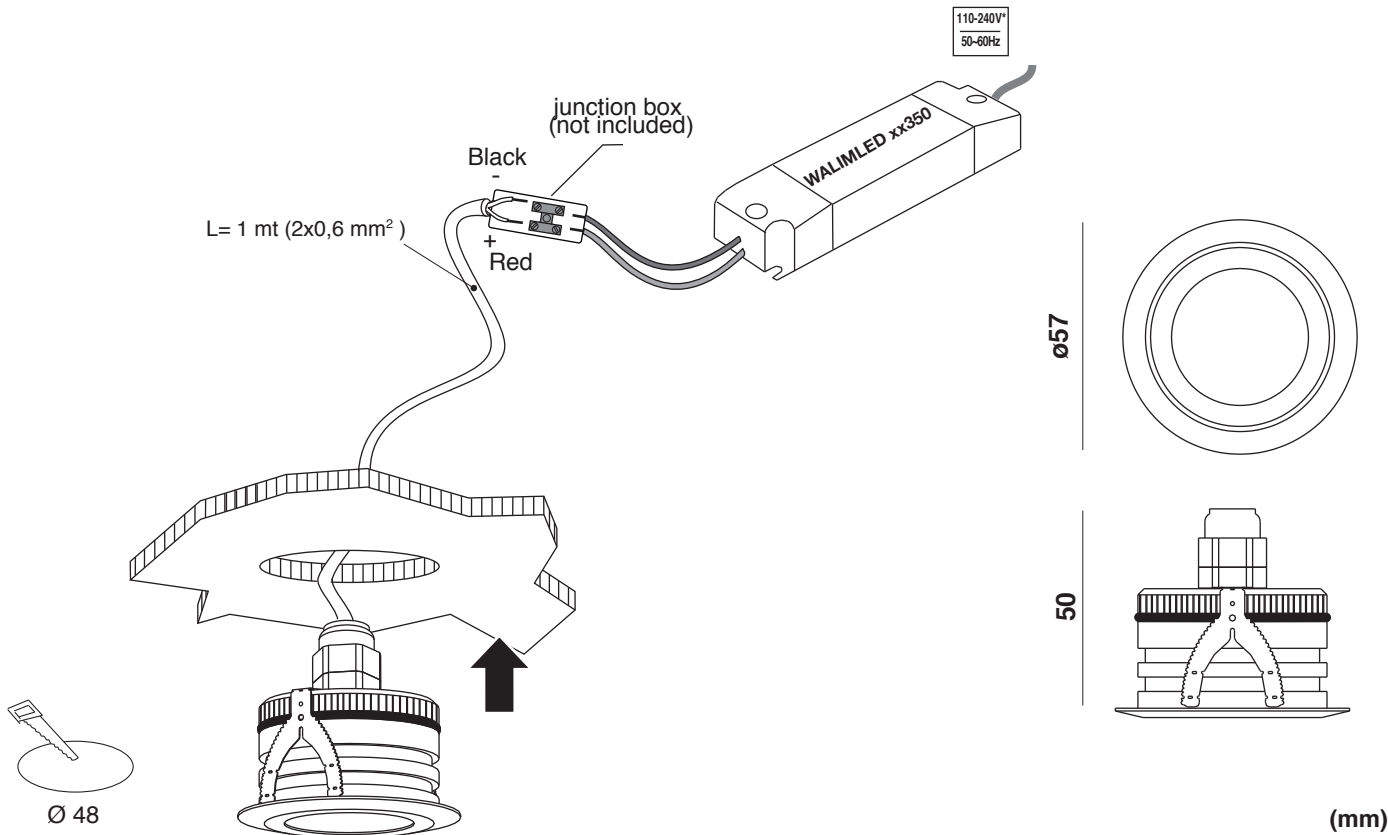
The lamps cannot be changed in the luminaire.

874/2012

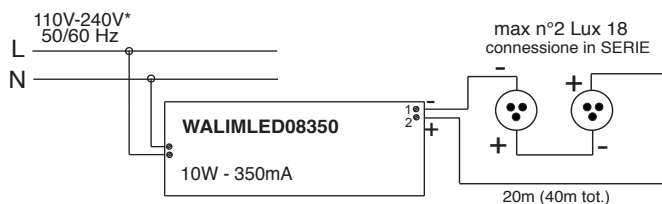
| General Information            | Caractéristiques Générales     | Allgemeine Informationen       | Informazioni generali        |                        |
|--------------------------------|--------------------------------|--------------------------------|------------------------------|------------------------|
| Material                       | Matériaux                      | Materialien                    | Materiali                    | aluminum               |
| Number of light sources        | Nombre de Source(s)            | Anzahl Lichtquellen            | Numero sorgenti lum.         | 3 x LED                |
| Fixing system                  | Système de fixation            | Befestigungssystem             | Sistema di fissaggio         | springs                |
| Driver included                | Driver intégré                 | Treiber inklusive              | Driver incluso               | NO                     |
| Protection class IEC           | Classe électrique              | Schutzklasse                   | Classe di isolamento         | III                    |
| IP code                        | IP                             | Schutzart                      | Grado IP                     | IP 44                  |
| IK code                        | IK                             | Schlagfestigkeit (IK)          | Grado IK                     | /                      |
| Optic type                     | Optique                        | Optik                          | Ottica                       | 10° - 25° (custom 40°) |
| Cable                          | Câble                          | Kabel                          | Cavo                         | 1 m                    |
| Dimmable                       | Gradable                       | Dimmbar                        | Dimmerabile                  | YES                    |
| European Community mark        | Marquage CE                    | CE-Zeichen                     | Marchio comunità europea     | CE                     |
| Lifetime to 80% luminous flux  | Durée vie 80% flux lumineux    | Lebensdauer bis 80% Lichtstrom | Durata funzion. (80% flusso) | 50 000 h               |
| Weight (kg)                    | Poids (kg)                     | Gewicht (kg)                   | Peso (Kg)                    | 0,135 kg               |
| Electrical                     | Caractéristiques Electriques   | Elektrische Kenndaten          | Corrente                     |                        |
| Input voltage                  | Tension d' alimentation        | Netzspannung                   | Tensione di alimentazione    | 350 mA                 |
| Initial performances           | Performances initiales         | Anfängliche Leistung           | Performance iniziali         |                        |
| Initial input power            | Initial input power            | Systemleistung                 | Potenza di sistema           | 3,6W                   |
| Initial luminous flux          | Initial luminous flux          | Lichtstrom                     | Flusso luminoso iniziale     | 220 lm (CW)            |
| Initial LED luminaire efficacy | Initial LED luminaire efficacy | Effizienz                      | Efficienza luminosa iniziale | 60 lm/W (CW)           |
| Init. Corr. Color Temperature  | Init. Corr. Color Temperature  | Farbtemperatur                 | Temperatura colore lampada   | 3000 - 6000 K          |
| CRI                            | IRC                            | CRI                            | CRI                          | 90                     |
| Application conditions         | Conditions d'application       | Einsatzbedingungen             | Condizioni applicazione      |                        |
| Ambient temperature range      | Température ambiante           | Umgebungstemperatur            | Temperatura ambiente         | max. +35 °C            |

Disponibile in versione certificata ETL (Stati Uniti / Canada) su richiesta. / ETL (US / Canada) certified version available on demand.

BLUX0103\_30\_AA



#### Esempio di collegamento (connessione in serie)/ Example of connection (serial connection)



\* Verificare la tensione di ingresso supportata dagli alimentatori / Verify the input tension supported from drivers

#### Alimentatori/ LED Drivers

| Codice/Code<br>non inclusi/not included | Caratteristiche/<br>Specifications | n. faretti/<br>n.spots |
|---|------------------------------------|------------------------|
| WALIMLED03350                           | 4W - 350mA                         | 1                      |
| WALIMLED08350                           | 10W - 350mA                        | 2                      |
| WALIMLED12350                           | 15W - 350mA                        | 4                      |
| WALIM/DIMM/JOLLY                        | 15W - 350mA                        | 4                      |
| WBOKVAR                                 | variatore/dimmer 1/10V             | /                      |



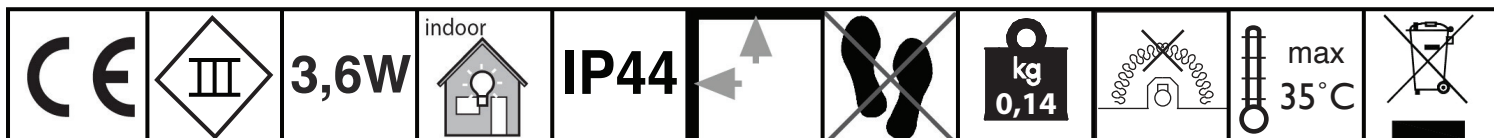
GENERALI / GENERALS  
CABLAGGIO / WIRING

- L'installazione deve essere fatta da personale qualificato.
- Installation should be carried out by a suitable qualified installer.
- In caso di guasti, previa autorizzazione al reso di ILTI Luce, il prodotto non dovrà essere nè aperto nè smontato.
- In case of failure, upon a return authorization of ILTI LUCE, the product will be not neither open nor dismantled.
- Dare tensione all'impianto solo dopo aver collegato tutti i LED all'alimentatore.
- Connect the fitting to the power supply only after connecting all LED to the driver.
- Tutte le operazioni di cablaggio e manutenzione vanno eseguite con l'interruttore generale in posizione OFF.
- All wiring and maintenance must be performed with the main switch in the OFF position.
- Togliere tensione prima di eseguire operazioni di manutenzione.
- Disconnect main voltage before maintenance operation.



SMALTIMENTO/  
DISPOSAL

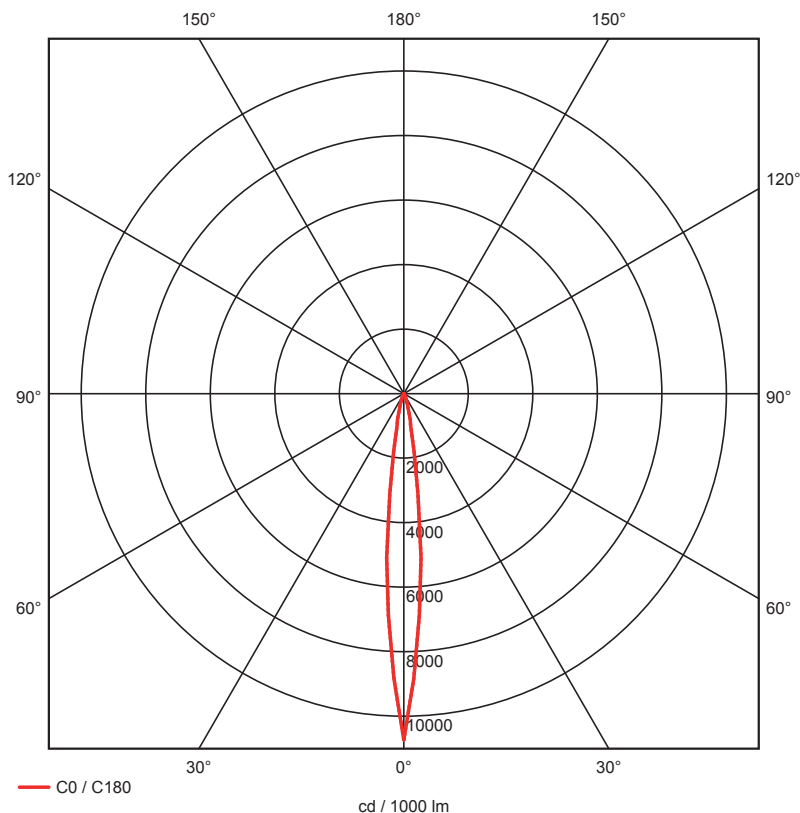
Secondo la direttiva comunitaria WEEE (Waste Electrical and Electronic Equipment) l'apparecchio non può essere smaltito con i rifiuti indifferenziati. Deve essere portato nelle strutture locali per lo smaltimento ed il riciclaggio dei prodotti elettronici.  
In accordance with EU Directive WEEE (Waste Electrical and Electronic Equipment), luminaires must not be disposed of with other household waste. At the end of their life, luminaires must be taken to the appropriate local facility available for the disposal or recycling of electronic products.



si consiglia la conservazione delle seguenti istruzioni - we suggest you to keep this copy for your files

**BLUX0103F300AA**

download 



#### tabella di riepilogo prodotti/ product overview table

| codice/<br>code | colore/<br>colour | tipo/<br>type      | potenza/<br>power | fascio ottico/<br>optic beam | ottica/<br>optic | tipo di LED/<br>LED type         | materiale/<br>material | fissaggio/<br>fixation    | IP/<br>IP |
|-----------------|-------------------|--------------------|-------------------|------------------------------|------------------|----------------------------------|------------------------|---------------------------|-----------|
| BLUX0103F300AA  | cool white        | interni/<br>indoor | 3,6W              | 10°                          | fissa/<br>fixed  | alta emissione/<br>high emission | alluminio/<br>aluminum | kit molle/<br>springs kit | 44        |
| BLUX0103F30WAA  | warm white        | interni/<br>indoor | 3,6W              | 10°                          | fissa/<br>fixed  | alta emissione/<br>high emission | alluminio/<br>aluminum | kit molle/<br>springs kit | 44        |
| BLUX01034300AA  | cool white        | interni/<br>indoor | 3,6W              | 25°                          | fissa/<br>fixed  | alta emissione/<br>high emission | alluminio/<br>aluminum | kit molle/<br>springs kit | 44        |
| BLUX0103430WAA  | warm white        | interni/<br>indoor | 3,6W              | 25°                          | fissa/<br>fixed  | alta emissione/<br>high emission | alluminio/<br>aluminum | kit molle/<br>springs kit | 44        |