



PHILIPS

LED lamps

The complete
portfolio

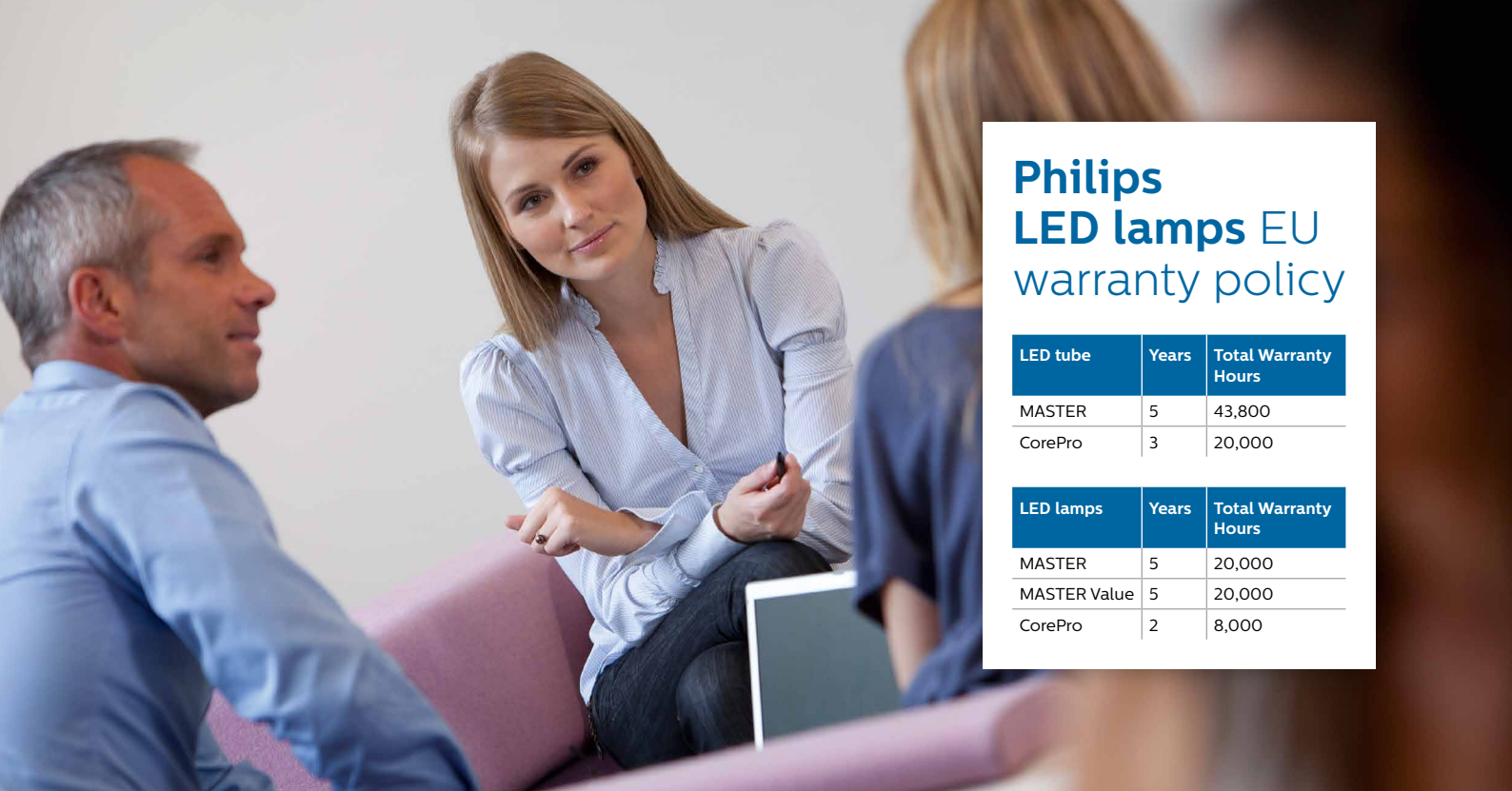


LED can work for you

Professional LED lamps catalog
Quarter 4 / 2016

'16

November



Philips LED lamps EU warranty policy

LED tube	Years	Total Warranty Hours
MASTER	5	43,800
CorePro	3	20,000

LED lamps	Years	Total Warranty Hours
MASTER	5	20,000
MASTER Value	5	20,000
CorePro	2	8,000

Why choose Philips for LED lamps

BEST product

Our LED lamps provide you with:

- **High quality of light:** consistency in color of light ... and no unpleasant surprises in the application
- A uniform, directional beam of light ... and no waste of light in places where you don't want light
- Maximum transformer compatibility ... we designed a unique intelligent driver concept for low voltage LED lamps, which enables broad compatibility with existing transformers
- High performance dimming ... enjoy smooth, flicker-free dimming with our MASTER LED lamps. Compatible with all the major dimmer brands in the market.

BEST partner

Close cooperation with Philips before, during, and after projects:

“They really managed to satisfy our needs well. They really have cared a lot and showed a lot of commitment ...”

Technical consulting and intense customer support:

“Quick and competent responses to questions”

Close cooperation with local wholesalers was a key element of assuring on-time product availability:

“Philips is flexible to offer different delivery options”

BEST portfolio

- Extensive portfolio ... we have **a lamp for every socket** and our offer entails an entry range - CorePro ... and a high end range - MASTER
- Philips offers products for all fields in all different segments/applications, from carpark to supermarket and from office to hotel lobby.

A world
leader
in LED
Lighting

Note:

For the full dimmer and transformer compatibility list please visit: www.philips.com/masterledlamps.

Content

Philips LED lamps EU warranty policy	2
Why choose Philips for LED lamps	2
LED lamps portfolio	4

Professional LED lamps

LED spot	6
LED capsule & Specials	26
LED bulb	30
LED candle	42
LED luster	48
LED PL-C	54
LED tube	58

LED classic - Designed to be seen	66
AR111 - Put design in the spotlights	67
DimTone - The more you dim, the warmer the light	67
LED tube - The right LED tube every time	68
CRI90 - Spot on for color enhancement	69
MASTER Value - Quality, Value and lifetime	69
High Performance Dimming	70
TransforMax	70
Photometric diagrams	71

The complete portfolio

Professional LED lamps / Quarter 4 / 2016

MASTER LEDspot




MASTER LEDspot Value




LED spot classic




CorePro LED spot




CorePro LED capsule & Specials



MASTER LEDbulb



LED bulb classic




CorePro LED bulb




MASTER
LEDcandle



LED candle
classic



CorePro
LED candle



MASTER
LEDluster




LED luster
classic




CorePro
LED luster



CorePro
LED PL-C



MASTER
LEDtube



CorePro
LED tube



LED spot



MASTER LEDspot

MASTER LEDspot Value

LED spot classic

CorePro LED spot



MV GU10 / 4-35 W
Page 8



MV GU10 / 4-35 W
Page 9



MV GU10 / 4-25 W - 3.5-35 W
Page 10



MV GU10 / 4.5-35 W - 5-50 W
Page 11



MV GU10 / 2-25 W - 3.5-35 W
Page 12



MV GU10 / 4.5-50 W
Page 8



MV GU10 / 5.4-50 W
Page 9



MV GU10 / 5-50 W
Page 10



MV GU10 / 4.4-35 W - 5.5-50 W
Page 11



MV GU10 / 4.5-50 W / 5-50 W
Page 14



LV MR16 GU5.3 /
6.5-35 W
Page 15



LV MR16 GU5.3 /
7-35 W
Page 15



LV MR16 GU5.3 /
8-50 W
Page 15



LV MR16 GU5.3 /
3.4-20 W
Page 16



MV GU10 / 3.1-25 W - 3.5-35 W
4.6-50 W
Page 11-12



MV GU10 / 6.5-65 W
Page 14



LV MR11 GU4 /
3.5-20 W
Page 20



LV MR16 GU5.3 /
6.3-35 W
Page 16



MV GU10 / 5.2-50 W
Page 12



LV MR16 / 2.8-20 W - 4.7-35 W -
8.2-50 W
Page 19



LV AR111 G53 /
11-50 W
Page 21



LV AR111 G53 /
15-75 W
Page 21



LV AR111 G53 /
20-100 W
Page 21



LV MR16 GU5.3 /
8-50 W
Page 17



MV GU5.3 / 3-20 W -
Page 18



MV R39 E14 / 2.2-30 W
Page 24



MV PAR20 E27 /
5.5-50 W
Page 22



MV PAR30S E27 /
8.5-75 W
Page 22



MV PAR30S E27 /
9.5-90 W
Page 22



MV GU5.3 / 5-35 W
Page 18



MV R50 E14 / 1.7-25 W -
2.9-40 W - 5-60 W
Page 24



MV PAR38 E27 /
5.5-60 W - 13-100 W
Page 23



MV R63 E27 / 2.7-40 W -
5.7-60 W
Page 25



MV R80 E27 / 3.7-60 W -
7-100 W
Page 25



MASTER LEDspot MV

With our LED spots Mains Voltage you can enjoy bright, energizing light, at the same time as saving energy and money. Perfect for accent and general lighting. With DimTone the light gets warmer when dimmed. CRI90 gives you the best color presentation (for retail applications).

- CRI90 - see page 69
- DimTone: the more you dim the warmer the light - see page 67
- High Performance Dimming - see page 70
- Longest lifetime
- Superior light quality
- Maximum energy savings
- Delivers committed lifetime in application



25D

40D

MASTER LEDspot MV DimTone / 4-35 W



2700 - 2200



GU10



DIMMABLE



50,000 H



EEL



10 PACK



BEAM ANGLE



DIMENSIONS

Product type	LED	Traditional	Lumen output	Efficacy	Beam intensity	Beam angle	CRI	Color temperature	EOC
MASTER LEDspot MV	W	W	lm	lm/W	cd	°		K	8718696
DimTone 4-35W GU10 25D	4	35	280	70	1000	25	80	2700-2200	43828200
DimTone 4-35W GU10 40D	4	35	280	70	600	40	80	2700-2200	43830500



25D

40D

MASTER LEDspot MV DimTone / 4.5-50 W



2700 - 2200



GU10



DIMMABLE



50,000 H



EEL



10 PACK



BEAM ANGLE



DIMENSIONS

Product type	LED	Traditional	Lumen output	Efficacy	Beam intensity	Beam angle	CRI	Color temperature	EOC
MASTER LEDspot MV	W	W	lm	lm/W	cd	°		K	8718696
DimTone 4.5-50W GU10 25D	4.5	50	355	79	1400	25	80	2700-2200	43840400
DimTone 4.5-50W GU10 40D	4.5	50	355	79	800	40	80	2700-2200	43842800



MASTER LEDspot MV CRI 90 / 4-35 W



2700 / 3000 / 4000
 GU10
 DIMMABLE
 50,000 H
 A++
 10 PACK
 BEAM ANGLE 25° / 40°
 DIMENSIONS 57 | 150

Product type	LED	Traditional	Lumen output	Efficacy	Beam intensity	Beam angle	CRI	Color temperature	EOC
MASTER LEDspot MV	W	W	lm	lm/W	cd	°		K	8718696
D 4-35W GU10 927 25D	4	35	250	63	925	25	90	2700	45727600
D 4-35W GU10 930 25D	4	35	260	65	962	25	90	3000	45731300
D 4-35W GU10 940 25D	4	35	282	71	1040	25	90	4000	45735100
D 4-35W GU10 927 40D	4	35	262	66	560	40	90	2700	45729000
D 4-35W GU10 930 40D	4	35	272	68	582	40	90	3000	45733700
D 4-35W GU10 940 40D	4	35	285	71	624	40	90	4000	45739900



MASTER LEDspot MV CRI 90 / 5.4-50 W



2700 / 3000 / 4000
 GU10
 DIMMABLE
 50,000 H
 A++
 10 PACK
 BEAM ANGLE 25° / 40°
 DIMENSIONS 57 | 150

Product type	LED	Traditional	Lumen output	Efficacy	Beam intensity	Beam angle	CRI	Color temperature	EOC
MASTER LEDspot MV	W	W	lm	lm/W	cd	°		K	8718696
D 5.4-50W GU10 927 25D	5.4	50	360	80	1350	25	90	2700	45715300
D 5.4-50W GU10 930 25D	5.4	50	360	80	1350	25	90	3000	45719100
D 5.4-50W GU10 927 40D	5.4	50	378	84	800	40	90	2700	45717700
D 5.4-50W GU10 930 40D	5.4	50	378	84	800	40	90	3000	45721400
D 5.4-50W GU10 940 40D	5.4	50	392	87	830	40	90	4000	45725200



Please refer to the site www.philips.com/masterledlamps for the latest information about dimming MASTER LEDlamps and about transformer compatibility.



MASTER LEDspot MV Value

Quality, VALUE and lifetime

You've got it in one with the new range of MASTER LEDspot Value lamps. Designed with a 40D and 60D beam angle for general lighting applications in retail and hospitality, they offer high quality at an affordable price. With a choice of three color temperatures, dimmable options, and a reliable lifetime, it's everything you value in LED.

- MASTER Value range - see page 69
- High Performance Dimming - see page 70
- Long lifetime
- Superior light quality
- Maximum energy savings



MASTER LEDspot MV Value / 4-25 W - 3.5-35 W

2700 / 3000 / 4000
 GU10
 DIMMABLE
 35,000 H
 EEL 25 W Only EEL
 10 PACK
 BEAM ANGLE 40° 60°
 DIMENSIONS 55 H 50 W

Product type	LED	Traditional	Lumen output	Efficacy	Beam intensity	Beam angle	CRI	Color temperature	EOC
MASTER LEDspot MV Value	W	W	lm	lm/W	cd	°		K	8718696
D 4-25W GU10 827 40D	4	25	200	50	400	40	80	2700	56296300
D 3.5-35W GU10 827 40D	3.5	35	200	57	400	40	80	2700	56298700
D 3.5-35W GU10 830 40D	3.5	35	265	76	550	40	80	3000	56302100
D 3.5-35W GU10 840 40D	3.5	35	265	76	350	40	80	4000	56306900
D 3.5-35W GU10 827 60D	3.5	35	275	79	550	60	80	2700	56300700
D 3.5-35W GU10 830 60D	3.5	35	275	79	350	60	80	3000	56304500
D 3.5-35W GU10 840 60D	3.5	35	290	83	550	60	80	4000	56308300



MASTER LEDspot MV Value / 5-50 W

2700 / 3000 / 4000
 GU10
 DIMMABLE
 35,000 H
 EEL
 10 PACK
 BEAM ANGLE 40° 60°
 DIMENSIONS 55 H 50 W

Product type	LED	Traditional	Lumen output	Efficacy	Beam intensity	Beam angle	CRI	Color temperature	EOC
MASTER LEDspot MV Value	W	W	lm	lm/W	cd	°		K	8718696
D 5-50W GU10 827 40D	5	50	365	73	750	40	80	2700	56310600
D 5-50W GU10 830 40D	5	50	375	75	750	40	80	3000	56314400
D 5-50W GU10 840 40D	5	50	390	78	750	40	80	4000	56318200
D 5-50W GU10 827 60D	5	50	365	73	450	60	80	2700	56312000
D 5-50W GU10 830 60D	5	50	375	75	450	60	80	3000	56316800
D 5-50W GU10 840 60D	5	50	390	78	450	60	80	4000	56320500



Please refer to the site www.philips.com/masterledlamps for the latest information about dimming MASTER LEDlamps and about transformer compatibility.



LED spot classic MV

Spot the new classics

The classic look and feel is now also available with DimTone feature. The deeper you dim the warmer your light, and these lamps are also a perfect choice for long lifetime and low energy consumption.

- Single optics
- DimTone glass spot
- A familiar appearance in both “on” and “off” state



MASTER LEDspot classic MV DimTone / 4.5-35 W - 5-50 W



2200-2700
 GU10
 DIMMABLE
 25,000 H
 EEL
 10 PACK
 BEAM ANGLE 36°
 DIMENSIONS 55 H 50 W

Product type	LED	Traditional	Lumen output	Efficacy	Beam intensity	Beam angle	CRI	Color temperature	EOC
MAS LEDspot MV CLA DimTone	W	W	lm	lm/W	cd	°		K	8718696
4.5-35W GU10 36D	4.5	35	245	61	450	36	80	2700-2200	66764400
5-50W GU10 36D	5	50	345	69	600	36	80	2700-2200	66762000

Our LED spot classics are just as iconic and are now made from glass. The stylish design is appreciated for its well-known look and feel whether switched on or off. LED spot classics are the perfect halogen replacement for high-end applications such as

restaurants, hotels or private residences. The single optic glass spots offer perfect beam, high quality light output with a good color rendering index of CRI80.



LED spot classic MV / 4.4-35 W - 5.5-50 W

2700 / 3000
 GU10
 DIMMABLE
 15,000 H
 EEL
 10 PACK
 BEAM ANGLE 36°
 DIMENSIONS 55 H 50 W

Product type	LED	Traditional	Lumen output	Efficacy	Beam intensity	Beam angle	CRI	Color temperature	EOC
CLA LED spot MV	W	W	lm	lm/W	cd	°		K	8718696
D 4.4-35W GU10 827 36D	4.4	35	250	57	500	36	80	2700	56558200
D 4.4-35W GU10 830 36D	4.4	35	260	59	520	36	80	3000	58167400
D 5.5-50W GU10 827 36D	5.5	50	350	64	650	36	80	2700	56560500
D 5.5-50W GU10 830 36D	5.5	50	365	66	680	36	80	3000	58169800



LED spot classic MV / 3.1-25 W - 3.5-35 W - 4.6-50 W



Product type	LED	Traditional	Lumen output	Efficacy	Beam intensity	Beam angle	CRI	Color temperature	EOC
CLA LED spot MV	W	W	lm	lm/W	cd	°		K	8718696
ND 3.1-25W GU10 827 36D	3.1	25	215	69	470	36	80	2700	58769000
ND 3.5-35W GU10 827 36D	3.5	35	255	73	545	36	80	2700	59992100
ND 4.6-50W GU10 827 36D	4.6	50	355	77	700	36	80	2700	59994500



NEW

LED spot classic MV / 5-50 W



Product type	LED	Traditional	Lumen output	Efficacy	Beam intensity	Beam angle	CRI	Color temperature	EOC
CLA LED spot MV	W	W	lm	lm/W	cd	°		K	8718696
ND 520lm GU10 830 120D	5	n.a.	520	104	-	120	80	3000	68688100
ND 540lm GU10 840 120D	5	n.a.	540	108	-	120	80	4000	68690400
ND 540lm GU10 865 120D	5	n.a.	540	108	-	120	80	6500	68692800



Please refer to the site www.philips.com/masterledlamps for the latest information about dimming MASTER LEDlamps and about transformer compatibility.





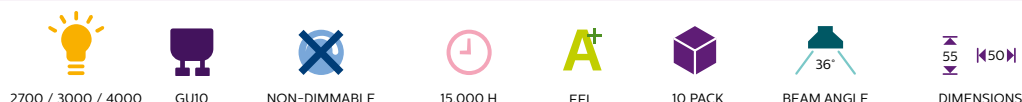
CorePro LED spot MV

CorePro LED spots are a perfect fit for spot lighting and deliver warm halogen-like light.

- Easy retrofit
- Long lifetime
- Huge energy saving
- Low heat generation



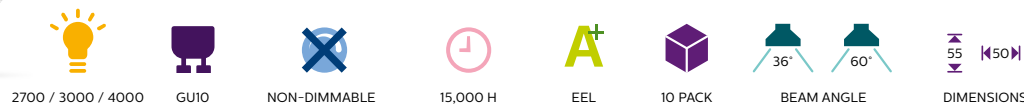
CorePro LED spot MV / 2-25 W - 3.5-35 W



Product type	LED	Traditional	Lumen output	Efficacy	Beam intensity	Beam angle	CRI	Color temperature	EOC
CorePro LED spot MV	W	W	lm	lm/W	cd	°		K	8718696
2-25W GU10 827 36D	2	25	170	85	400	36	80	2700	56322900
2-25W GU10 830 36D	2	25	175	88	400	36	80	3000	56324300
2-25W GU10 840 36D	2	25	185	93	400	36	80	4000	56326700
3.5-35W GU10 827 36D	3.5	35	250	71	650	36	80	2700	48594100
3.5-35W GU10 830 36D	3.5	35	260	74	650	36	80	3000	48596500
3.5-35W GU10 840 36D	3.5	35	270	77	650	36	80	4000	56332800




CorePro LED spot MV / 4.5-50 W - 5-50 W



Product type	LED	Traditional	Lumen output	Efficacy	Beam intensity	Beam angle	CRI	Color temperature	EOC
CorePro LED spot MV	W	W	lm	lm/W	cd	°		K	8718696
5-50W GU10 827 36D	5	50	350	70	900	36	80	2700	48598900
5-50W GU10 830 36D	5	50	360	72	900	36	80	3000	48600900
5-50W GU10 840 36D	5	50	380	76	900	36	80	4000	49714200
5-50W GU10 830 60D	5	50	360	72	450	60	80	3000	56340300
5-50W GU10 840 60D	5	50	380	76	450	60	80	4000	56342700



CorePro LED spot MV / 6.5-65 W



Product type	LED	Traditional	Lumen output	Efficacy	Beam intensity	Beam angle	CRI	Color temperature	EOC
CorePro LED spot MV	W	W	lm	lm/W	cd	°		K	8718696
6.5-65W GU10 830 36D	6.5	65	460	71	1100	36	80	3000	49823100



Please refer to the site www.philips.com/masterledlamps for the latest information about dimming MASTER LEDlamps and about transformer compatibility.



MASTER LEDspot LV MR16

The robustly designed MASTER LEDspot offers a choice of beam angles for a clearly defined beam spread. There is no UV or IR in the beam, making it suitable for illuminating heat-sensitive objects (food, organic materials, paintings, etc.)

- AirFlux
- TransforMax (excluding 20 W) - see page 70
- DimTone: the more you dim the warmer the light - see page 67
- Dimmable
- Long lifetime
- Compatible with most commonly available halogen transformers. Exclusively suited for electronic transformers



MASTER LEDspot LV MR16 DimTone / 6.5-35 W



2700-2200



GU5.3



DIMMABLE



25,000 H



EEL



10 PACK



BEAM ANGLE



DIMENSIONS

Product type	LED	Traditional	Lumen output	Efficacy	Beam intensity	Beam angle	CRI	Color temperature	EOC
MASTER LEDspot LV	W	W	lm	lm/W	cd	°		K	
6.5-35W 2700K MR16 24D	6.5	35	370	57	1800	24	80	2700-2200	44213500
6.5-35W 2700K MR16 36D	6.5	35	370	57	900	36	80	2700-2200	44215900



MASTER LEDspot LV MR16 CRI 90 / 7-35 W



2700 / 3000 / 4000



GU5.3



DIMMABLE



40,000 H



EEL



10 PACK



BEAM ANGLE



DIMENSIONS

Product type	LED	Traditional	Lumen output	Efficacy	Beam intensity	Beam angle	CRI	Color temperature	EOC
MASTER LEDspot LV	W	W	lm	lm/W	cd	°		K	
D 7-35W 927 MR16 15D	7	35	400	57	2800	15	90	2700	65921200
D 7-35W 927 MR16 24D	7	35	400	57	2100	24	90	2700	65923600
D 7-35W 927 MR16 36D	7	35	400	57	1150	36	90	2700	65925000
D 7-35W 930 MR16 15D	7	35	410	58	2950	15	90	3000	65927400
D 7-35W 930 MR16 24D	7	35	410	58	2200	24	90	3000	65929800
D 7-35W 930 MR16 36D	7	35	405	58	1200	36	90	3000	65931100
D 7-35W 940 MR16 15D	7	35	430	61	2050	15	90	4000	65933500
D 7-35W 940 MR16 24D	7	35	430	61	2300	24	90	4000	65935900
D 7-35W 940 MR16 36D	7	35	425	61	1250	36	90	4000	65937300



MASTER LEDspot LV MR16 / 8-50 W



2700 / 3000 / 4000



GU5.3



DIMMABLE



25,000 H



EEL



10 PACK



BEAM ANGLE



DIMENSIONS

Product type	LED	Traditional	Lumen output	Efficacy	Beam intensity	Beam angle	CRI	Color temperature	EOC
MASTER LEDspot LV	W	W	lm	lm/W	cd	°		K	
D 8-50W 827 MR16 24D	8	50	621	78	3100	24	80	2700	448999400
D 8-50W 830 MR16 24D	8	50	621	78	3250	24	80	3000	449001300
D 8-50W 840 MR16 24D	8	50	670	84	3350	24	80	4000	657633500
D 8-50W 827 MR16 36D	8	50	635	79	1650	36	80	2700	551536500
D 8-50W 830 MR16 36D	8	50	660	83	1700	36	80	3000	551538900
D 8-50W 840 MR16 36D	8	50	670	84	1750	36	80	4000	657635900



MASTER LEDspot LV Value MR16

Quality, VALUE and lifetime

You've got it in one with the new range of MASTER LEDspot Value lamps. Designed with a 36D beam angle for general lighting applications in retail and hospitality, they offer high quality at an affordable price. With a choice of three color temperatures, dimmable options, and a reliable lifetime, it's everything you value in LED.

- AirFlux
- TransforMax (excluding 20 W) - see page 70
- Dimmable
- Long lifetime
- Compatible with most commonly available halogen transformers. Exclusively suited for electronic transformers



MASTER LEDspot LV Value MR16 / 3.4-20 W



2700 / 3000



GU5.3



NON-DIMMABLE



25,000 H



EEL



10 PACK



BEAM ANGLE



DIMENSIONS

Product type	LED	Traditional	Lumen output	Efficacy	Beam intensity	Beam angle	CRI	Color temperature	EOC
MASTER LEDspot LV Value	W	W	lm	lm/W	cd	°		K	8718696
3.4-20W 827 MR16 24D	3.4	20	220	65	1000	24	80	2700	47570600
3.4-20W 830 MR16 24D	3.4	20	225	66	1000	24	80	3000	47576800
3.4-20W 827 MR16 36D	3.4	20	220	65	550	36	80	2700	47572000
3.4-20W 830 MR16 36D	3.4	20	225	66	600	36	80	3000	47574400



MASTER LEDspot LV Value MR16 / 6.3-35 W



2700 / 3000 / 4000



GU5.3



DIMMABLE



25,000 H



EEL



10 PACK



BEAM ANGLE



DIMENSIONS

Product type	LED	Traditional	Lumen output	Efficacy	Beam intensity	Beam angle	CRI	Color temperature	EOC	
MASTER LEDspot LV Value	W	W	lm	lm/W	cd	°		K	8718696	8718291
D 6.3-35W 827 MR16 24D RN *)	6.3	35	380	60	1800	24	80	2700	49021100	
D 6.3-35W 827 MR16 24D RS *)	6.3	35	380	60	1800	24	80	2700	44217300	
D 6.3-35W 830 MR16 24D RN *)	6.3	35	395	63	1800	24	80	3000	49023500	
D 6.3-35W 830 MR16 24D RS *)	6.3	35	395	63	1800	24	80	3000	44219700	
D 6.3-35W 840 MR16 24D RN *)	6.3	35	410	65	1800	24	80	4000	49025900	
D 6.3-35W 840 MR16 24D RS *)	6.3	35	410	65	1800	24	80	4000	44221000	
D 6.3-35W 827 MR16 36D RN *)	6.3	35	380	60	980	36	80	2700	49027300	
D 6.3-35W 827 MR16 36D RS *)	6.3	35	380	60	980	36	80	2700		77533100
D 6.3-35W 830 MR16 36D RN *)	6.3	35	395	63	1000	36	80	3000	49029700	
D 6.3-35W 830 MR16 36D RS *)	6.3	35	395	63	1000	36	80	3000		78543900
D 6.3-35W 840 MR16 36D RN *)	6.3	35	410	65	1000	36	80	4000	49031000	
D 6.3-35W 840 MR16 36D RS *)	6.3	35	410	65	1000	36	80	4000		78545300

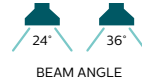
*) **Note:** Some of the products are only available in specific countries.
 Product descriptions with 'RS' are only available in: France, Spain, Portugal, Italy, Greece and Israel.
 Product descriptions with 'RN' are only available in the rest of the European countries.



Please refer to the site www.philips.com/masterledlamps for the latest information about dimming MASTER LEDlamps and about transformer compatibility.



MASTER LEDspot LV Value MR16 / 8-50 W



Product type	LED	Traditional	Lumen output	Efficacy	Beam intensity	Beam angle	CRI	Color temperature	EOC
MASTER LEDspot LV Value	W	W	lm	lm/W	cd	°		K	8718696
D 8-50W 827 MR16 24D	8	50	621	78	2850	24	80	2700	57201600
D 8-50W 827 MR16 36D	8	50	621	78	1250	36	80	2700	57203000
D 8-50W 830 MR16 24D	8	50	621	78	2900	24	80	3000	57205400
D 8-50W 830 MR16 36D	8	50	621	78	1300	36	80	3000	57207800
D 8-50W 840 MR16 24D	8	50	630	79	2900	24	80	4000	57209200
D 8-50W 840 MR16 36D	8	50	630	79	1350	36	80	4000	57211500





LED spot classic LV MR16

Spot the new classics

Our LED spot classics are just as iconic and are now made from glass. The stylish design is appreciated for its well-known look and feel whether switched on or off. LED spot classics are the perfect halogen replacement for high-end applications such as restaurants, hotels or private residences.

The single optic glass spots offer perfect beam, high quality light output with a good color rendering index of CRI80.

- Single optics
- Glass spot
- A familiar appearance in both “on” and “off” state



LED spot classic LV MR16 / 3-20 W



2700



GU5.3



NON-DIMMABLE



15,000 H



EEL



10 PACK



BEAM ANGLE



DIMENSIONS

Product type	LED	Traditional	Lumen output	Efficacy	Beam intensity	Beam angle	CRI	Color temperature	EOC
CLA LED spot LV	W	W	lm	lm/W	cd	°		K	8718696
ND 3-20W 827 MR16 36D	3	20	230	76	450	36	80	2700	55114100



LED spot classic LV MR16 / 5-35 W



2700



GU5.3



NON-DIMMABLE



15,000 H



EEL



10 PACK



BEAM ANGLE



DIMENSIONS

Product type	LED	Traditional	Lumen output	Efficacy	Beam intensity	Beam angle	CRI	Color temperature	EOC
CLA LED spot LV	W	W	lm	lm/W	cd	°		K	8718696
ND 5-35W 827 MR16 36D	5	35	345	69	650	36	80	2700	55110300



CorePro LED spot LV MR16

CorePro LED spots are a perfect fit for spot lighting and deliver warm halogen-like light. These are compatible with most existing fixtures with MR16 GU5.3 holders and are designed as a retrofit replacement for halogen or incandescent spots.

- Easy retrofit
- Long lifetime
- Huge energy saving
- Low heat generation
- Improved lens cap design
- Reliable Philips quality for competitive price



CorePro LED spot LV MR16 / 2.8-20 W - 4.7-35 W - 8.2-50 W



Product type	LED	Traditional	Lumen output	Efficacy	Beam intensity	Beam angle	CRI	Color temperature	EOC
CorePro LED spot LV	W	W	lm	lm/W	cd	°		K	8718696
ND 2.8-20W 827 MR16 36D	2.8	20	250	89	500	36	80	2700	57939800
ND 4.7-35W 827 MR16 36D	4.7	35	380	81	900	36	80	2700	57943500
ND 4.7-35W 840 MR16 36D	4.7	35	395	84	900	36	80	4000	57945900
ND 8.2-50W 827 MR16 36D	8.2	50	621	76	1400	36	80	2700	57947300
ND 8.2-50W 840 MR16 36D	8.2	50	645	79	1400	36	80	4000	57949700



Please refer to the site www.philips.com/masterledlamps for the latest information about transformer compatibility.



MASTER LEDspot LV MR11

The MR11 spot truly enhances the presentation of silver jewelry, adding sparkle to the items on display.

- TransforMax - see page 70
- Long lifetime
- Clearly defined beam spread
- Compatible with most commonly available halogen transformers. Exclusively suited for electronic transformers



MASTER LEDspot LV MR11 / 3.5-20 W



2700



GU4



NON-DIMMABLE



40,000 H



EEL



12 PACK



BEAM ANGLE



DIMENSIONS

Product type	LED	Traditional	Lumen output	Efficacy	Beam intensity	Beam angle	CRI	Color temperature	EOC
MASTER LEDspot LV	W	W	lm	lm/W	cd	°		K	8718696
3.5-20W GU4 2700K 24D	3.5	20	200	57	1000	24	80	2700	41019600





MASTER LEDspot LV AR111

With an elegant new design, MASTER LEDspot LV AR111 creates a brilliant visual effect for retail and hospitality applications like shops, showrooms and galleries. The high quality light brings out the true colors in merchandise, including reds. With excellent rendering of CRI90 and R9>50, colors stay vibrant and natural, enhancing the appeal of everything on display.

- TransformMax - see page 70
- Dimmable
- High quality of light
- Unique lens design



MASTER LEDspot LV AR111 CRI 90 / 11-50 W

2700 / 3000

Product type	LED	Traditional	Lumen output	Efficacy	Beam intensity	Beam angle	CRI	Color temperature	EOC
MASTER LEDspot LV	W	W	lm	lm/W	cd	°		K	8718696
D 11-50W 927 AR111 8D	11	50	560	53	7800	8	90	2700	57833900
D 11-50W 930 AR111 8D	11	50	580	53	8000	8	90	3000	57835300
D 11-50W 927 AR111 24D	11	50	560	51	2900	24	90	2700	51488700
D 11-50W 930 AR111 24D	11	50	580	53	3000	24	90	3000	51490000
D 11-50W 927 AR111 40D	11	50	550	50	1100	40	90	2700	51492400
D 11-50W 930 AR111 40D	11	50	570	52	1150	40	90	3000	51494800



MASTER LEDspot LV AR111 CRI 90 / 15-75 W

2700 / 3000

Product type	LED	Traditional	Lumen output	Efficacy	Beam intensity	Beam angle	CRI	Color temperature	EOC
MASTER LEDspot LV	W	W	lm	lm/W	cd	°		K	8718696
D 15-75W 927 AR111 24D	15	75	760	50	3900	24	90	2700	51496200
D 15-75W 930 AR111 24D	15	75	770	51	4000	24	90	3000	51498600
D 15-75W 927 AR111 40D	15	75	750	50	1400	40	90	2700	51500600
D 15-75W 930 AR111 40D	15	75	760	50	1450	40	90	3000	51502000



MASTER LEDspot LV AR111 / 20-100 W

2700

Product type	LED	Traditional	Lumen output	Efficacy	Beam intensity	Beam angle	CRI	Color temperature	EOC
MASTER LEDspot LV	W	W	lm	lm/W	cd	°		K	8718696
D 20-100W 827 AR111 24D	20	100	1180	59	5800	24	80	2700	51504400



Please refer to the site www.philips.com/masterledlamps for the latest information about dimming MASTER LEDlamps and about transformer compatibility.



MASTER LEDspot MV PAR

With our LED spots Mains Voltage you can enjoy bright, energizing light, at the same time as saving energy and money. Perfect for task lighting.

- AirFlux
- Longest lifetime
- For accent and general lighting
- Superior light quality
- Maximum energy savings
- New and improved design



MASTER LEDspot MV PAR / 5.5-50 W PAR20



2700 / 3000 / 4000
 E27
 DIMMABLE
 45,000 H
 A+ EEL
 A++ EEL 4000 K / 25D
 6 PACK
 BEAM ANGLE 25° / 40°
 DIMENSIONS 85.2 x 65

Product type	LED	Traditional	Lumen output	Efficacy	Beam intensity	Beam angle	CRI	Color temperature	EOC
MASTER LEDspot MV	W	W	lm	lm/W	cd	°		K	8718696
D 5.5-50W 2700K PAR20 25D	5.5	50	480	87	2000	25	80	2700	46063400
D 5.5-50W 3000K PAR20 25D	5.5	50	490	89	2050	25	80	3000	46065800
D 5.5-50W 4000K PAR20 25D	5.5	50	520	94	2150	25	80	4000	46067200
D 5.5-50W 2700K PAR20 40D	5.5	50	480	87	950	40	80	2700	46069600
D 5.5-50W 3000K PAR20 40D	5.5	50	490	89	970	40	80	3000	46071900
D 5.5-50W 4000K PAR20 40D	5.5	50	520	94	1000	40	80	4000	46073300



MASTER LEDspot MV PAR / 8.5-75 W PAR30S



2700 / 4000
 E27
 DIMMABLE
 40,000 H
 A+ EEL
 6 PACK
 BEAM ANGLE 25°
 DIMENSIONS 93 x 92

Product type	LED	Traditional	Lumen output	Efficacy	Beam intensity	Beam angle	CRI	Color temperature	EOC
MASTER LEDspot MV	W	W	lm	lm/W	cd	°		K	8718696
D 8.5-75W 827 WW PAR30S 25D SO	8.5	75	720	85	2600	25	80	2700	57805600
D 8.5-75W 840 CW PAR30S 25D SO	8.5	75	800	94	2800	25	80	4000	57807000



MASTER LEDspot MV PAR / 9.5-90 W PAR30S



2700 / 4000
 E27
 DIMMABLE
 40,000 H
 A+ EEL
 6 PACK
 BEAM ANGLE 25°
 DIMENSIONS 93 x 92

Product type	LED	Traditional	Lumen output	Efficacy	Beam intensity	Beam angle	CRI	Color temperature	EOC
MASTER LEDspot MV	W	W	lm	lm/W	cd	°		K	8718696
D 9.5-90W 827 PAR30S 25D SO	9.5	90	815	86	3500	25	80	2700	55080900
D 9.5-90W 840 PAR30S 25D SO	9.5	90	875	92	3850	25	80	4000	55082300



Please refer to the site www.philips.com/masterledlamps for the latest information about dimming MASTER LEDlamps and about transformer compatibility.



MASTER LEDspot MV PAR / 5.5-60 W - 13-100 W PAR38



2700



E27



DIMMABLE



40,000 H (indoor)
20,000 H (outdoor)



EEL



6 PACK



25°
BEAM ANGLE



132
124
DIMENSIONS

Product type	LED	Traditional	Lumen output	Efficacy	Beam intensity	Beam angle	CRI	Color temperature	EOC
MASTER LEDspot MV	W	W	lm	lm/W	cd	°		K	
D 5.5-60W 827 WW PAR38 25D	5.5	60	500	91	2300	25	80	2700	57829200
D 13-100W 2700K PAR38 25D	13	100	1000	77	5000	25	80	2700	46043600



CorePro LED spot R - lamps

CorePro LED spots are a perfect fit for spot lighting and deliver warm halogen-like light.

- Easy retrofit
- Long lifetime
- Huge energy saving
- Low heat generation



CorePro LED spot MV R39 ND / 2.2-30 W



2700



E14



NON-DIMMABLE



15,000 H



EEL



10 PACK



BEAM ANGLE



DIMENSIONS

Product type	LED	Traditional	Lumen output	Efficacy	Beam intensity	Beam angle	CRI	Color temperature	EOC
CorePro LED spot R39	W	W	lm	lm/W	cd	°		K	8718296
ND 2.2-30W 827 R39 36D	2.2	30	150	68	250	36	80	2700	58404000



CorePro LED spot MV R50 ND / 1.7-25 W - 2.9-40 W



2700



E14



NON-DIMMABLE



15,000 H



EEL



10 PACK



BEAM ANGLE



DIMENSIONS

Product type	LED	Traditional	Lumen output	Efficacy	Beam intensity	Beam angle	CRI	Color temperature	EOC
CorePro LED spot R50	W	W	lm	lm/W	cd	°		K	8718296
ND 1.7-25W 827 36D	1.7	25	135	79	310	36	80	2700	57849000
ND 2.9-40W 827 36D	2.9	40	230	79	530	36	80	2700	57851300



CorePro LED spot MV R50 DIM / 5-60 W



2700



E14



DIMMABLE



15,000 H



EEL



10 PACK



BEAM ANGLE



DIMENSIONS

Product type	LED	Traditional	Lumen output	Efficacy	Beam intensity	Beam angle	CRI	Color temperature	EOC
CorePro LED spot R50	W	W	lm	lm/W	cd	°		K	8718296
D 5-60W 827 36D	5	60	320	64	735	36	80	2700	57853700



Please refer to the site www.philips.com/masterledlamps for the latest information about dimming MASTER LEDlamps and about transformer compatibility.



CorePro LED spot MV R63 ND / 2.7-40 W



2700



E27



NON-DIMMABLE



15,000 H



EEL



10 PACK



BEAM ANGLE



DIMENSIONS

Product type	LED	Traditional	Lumen output	Efficacy	Beam intensity	Beam angle	CRI	Color temperature	EOC
CorePro LED spot R63	W	W	lm	lm/W	cd	°		K	8718296
ND 2.7-40W 827 36D	2.7	40	210	78	450	36	80	2700	57859900



CorePro LED spot MV R63 DIM / 5.7-60 W



2700



E27



DIMMABLE



15,000 H



EEL



10 PACK



BEAM ANGLE



DIMENSIONS

Product type	LED	Traditional	Lumen output	Efficacy	Beam intensity	Beam angle	CRI	Color temperature	EOC
CorePro LED spot R63	W	W	lm	lm/W	cd	°		K	8718296
D 5.7-60W 827 36D	5.7	60	210	37	450	36	80	2700	58958800



CorePro LED spot MV R80 ND / 3.7-60 W - 7-100 W



2700



E27



NON-DIMMABLE



15,000 H



EEL



10 PACK



BEAM ANGLE



DIMENSIONS

Product type	LED	Traditional	Lumen output	Efficacy	Beam intensity	Beam angle	CRI	Color temperature	EOC
CorePro LED spot R80	W	W	lm	lm/W	cd	°		K	8718296
ND 3.7-60W 827 40D	3.7	60	360	97	850	40	80	2700	58406400
ND 7-100W 827 40D	7	100	667	95	1500	40	80	2700	58408800



LED capsule & Specials

CorePro LED capsule & Specials



G4 / LV
1-10 W - 2-20 W
Page 28



G4 / LV
2-20 W
Page 28



G9 / MV
2.5-25 W
Page 28



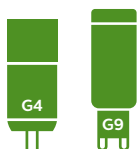
G9 / MV
2.5-25 W
Page 28



R7S / MV
6.5-60 W
Page 29



R7S / MV
14-100 W
Page 29



CorePro LED capsule

Our LED capsule provides crisp, sparkling halogen like light. It is especially suitable for task lighting and decorative applications.

- Long lifetime
- UV- and IR-free light for less heat and protection
- For heat-sensitive objects
- Unique sparkling effect



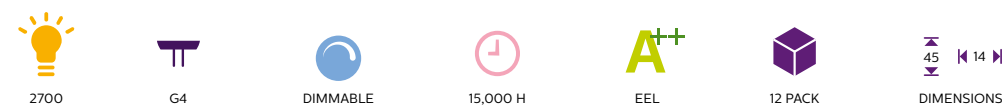
CorePro LED capsule LV ND / 1-10 W - 1.2-10 W - 2-20 W



Product type	LED	Traditional	Lumen output	Efficacy	CRI	Color temperature	EOC
CorePro LED capsule LV	W	W	lm	lm/W		K	8718696
1.2-10 W G4 830	1.2	10	105	88	80	3000	42228100
2-20 W G4 830	2	20	200	91	80	3000	41916800
1-10 W G4 827	1	10	120	120	80	2700	57817900
2-20 W G4 827	2	20	200	100	80	2700	57819300



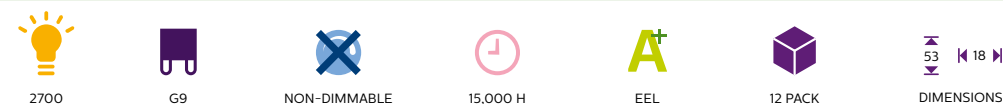
CorePro LED capsule LV DIM / 2-20 W



Product type	LED	Traditional	Lumen output	Efficacy	CRI	Color temperature	EOC
CorePro LED capsule LV	W	W	lm	lm/W		K	8718696
2-20 W G4 827 D	2	20	200	100	80	2700	57865000



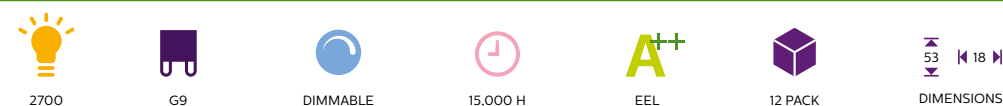
CorePro LED capsule MV ND / 2.5-25 W



Product type	LED	Traditional	Lumen output	Efficacy	CRI	Color temperature	EOC
CorePro LED capsule MV	W	W	lm	lm/W		K	8718696
2.5-25W G9 827	2.5	25	204	82	80	2700	41920500



CorePro LED capsule MV DIM / 2.5-25 W



Product type	LED	Traditional	Lumen output	Efficacy	CRI	Color temperature	EOC
CorePro LED capsule MV	W	W	lm	lm/W		K	8718696
2.5-25W G9 827 D	2.3	25	215	93	80	2700	57869800



Please refer to the site www.philips.com/masterledlamps for the latest information about dimming MASTER LEDlamps and about transformer compatibility.



CorePro Specials R7S



- Low energy consumption
- Long lifetime compared to halogen
- The ideal solution for retrofitting decorative luminaires in retail and hospitality applications

CorePro LED linear R7S ND / 6.5-60 W

3000
 R7S
 NON-DIMMABLE
 20,000 H
 EEL
 10 PACK
 300 BEAM ANGLE
 118 | 225 DIMENSIONS

Product type	LED	Traditional	Lumen output	Efficacy	Beam angle	CRI	Color temperature	EOC
CorePro	W	W	lm	lm/W	°		K	8718696
LED linear R7S 117mm 6.5-60W 830	6.5	60	806	124	300	80	3000	52253000



CorePro LED linear R7S DIM / 14-100 W

3000/4000
 R7S
 DIMMABLE
 20,000 H
 830 EEL
 840 EEL
 10 PACK
 300 BEAM ANGLE
 118 | 285 DIMENSIONS

Product type	LED	Traditional	Lumen output	Efficacy	Beam angle	CRI	Color temperature	EOC
CorePro	W	W	lm	lm/W	°		K	8718696
R7S 118mm 14-100W 830 D	14	100	1600	114	300	80	3000	57879700
R7S 118mm 14-100W 840 D	14	100	1800	128	300	80	4000	57881000





LED bulb

**MASTER
LEDbulb
DimTone**

LED bulb classic

CorePro LED bulb



E27/B22/6-40 W
Page 32



E27/B22/4.5-40 W
Page 34



E27/B22/5-40 W
Page 34



E27/3.5-40 W
Page 34



E27/6-40 W
Page 39



E27/8.5-60 W
Page 39



E27/11.5-75 W
Page 39



E27/B22/8.5-60 W -
9-60 W
Page 32



E27/B22/7.5-60 W
Page 35



E27/B22/7.5-60 W
Page 35



E27/6-60 W
Page 35



E27/16-100 W
Page 39



E27/B22/6.5-40 W
Page 40



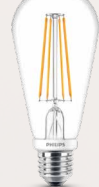
E27/B22/9.5-60 W
Page 40



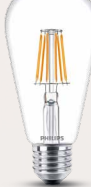
E27/B22/6-40 W -
8.5-60 W
Page 33



E27/3.5-40 W
Page 37



E27/B22/7-60 W
Page 37



E27/6-60 W
Page 37



E27/B22/5-40 W -
Page 40




E27/B22/5.5-40 W
Page 40



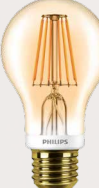
E27/B22/7.5-60 W -
8-60 W
Page 41



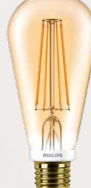
E27/B22/11-75 W
Page 33



E27/6-60 W -
7-60 W
Page 37-38



E27/B22/7.5-48 W
Page 38



E27/B22/7-50 W -
7-55 W
Page 38



E27/B22/10-75 W -
10.5-75 W - 11-75 W
Page 41



E27/B22/13-100 W
Page 41



E27/B22/15-100 W
Page 33



E27/B22/7-50 W
Page 38



MASTER LEDbulb

The MASTER LEDbulb range delivers a dimmable warm light effect for a welcoming, warm atmosphere, making it ideal for general lighting applications. With DimTone the light gets warmer when dimmed which is especially suited for hospitality applications.

- Philips Classic LED - Designed to be seen - see page 66
- DimTone: the more you dim the warmer the light - see page 67
- High Performance Dimming - see page 70
- Longest lifetime
- Superior light quality
- Maximum energy savings



reddot award 2016 winner



2700 - 2200



E27



B22



DIMMABLE



25,000 H



EEL



10 PACK



DIMENSIONS E27

110

60



DIMENSIONS B22

110

60



MASTER LEDbulb clear DimTone / 6-40 W

Product type	LED	Traditional	Lumen output	Efficacy	Bulb shape	CRI	Color temperature	EOC
MASTER LEDbulb clear	W	W	lm	lm/W			K	8718696
DT 6-40W E27 A60 CL	6	40	470	77	A60	80	2700 - 2200	48128800
DT 6-40W B22 A60 CL	6	40	470	77	A60	80	2700 - 2200	48130100



reddot award 2016 winner



2700 - 2200



E27



B22



DIMMABLE



25,000 H



EEL



10 PACK



DIMENSIONS E27

110

60



DIMENSIONS B22

110

60




MASTER LEDbulb clear DimTone / 8.5-60 W

Product type	LED	Traditional	Lumen output	Efficacy	Bulb shape	CRI	Color temperature	EOC
MASTER LEDbulb clear	W	W	lm	lm/W			K	8718696
DT 8.5-60W E27 A60 CL	8.5	60	806	95	A60	80	2200 - 2700	48132500
DT 8.5-60W B22 A60 CL	8.5	60	806	95	A60	80	2200 - 2700	48134900



Please refer to the site www.philips.com/masterledlamps for the latest information about dimming MASTER LEDlamps and about transformer compatibility.



MASTER LEDbulb frosted DimTone / 6-40 W - 8.5-60 W



 2700 - 2200
  E27
  DIMMABLE
  25,000 H
  EEL
  10 PACK
  DIMENSIONS E27 135.9 | 70.6

Product type	LED	Traditional	Lumen output	Efficacy	Bulb shape	CRI	Color temperature	EOC
MASTER LEDbulb frosted	W	W	lm	lm/W			K	8718696
DT 6-40W A60 E27 827 FR	6	40	470	78	A60	80	2700 - 2200	57791200
DT 8.5-60W A60 E27 827 FR	8.5	60	806	95	A60	80	2700 - 2200	57789900



MASTER LEDbulb frosted DimTone / 11-75 W



 2700 - 2200
  E27
  DIMMABLE
  25,000 H
  EEL
  10 PACK
  DIMENSIONS E27 135.9 | 70.6

Product type	LED	Traditional	Lumen output	Efficacy	Bulb shape	CRI	Color temperature	EOC
MASTER LEDbulb frosted	W	W	lm	lm/W			K	8718696
DT 11-75W A67 E27 827 FR	11	75	1055	96	A67	80	2700 - 2200	55551400



MASTER LEDbulb frosted DimTone / 15-100 W



 2700 - 2200
  E27
  DIMMABLE
  25,000 H
  EEL
  10 PACK
  DIMENSIONS E27 135.9 | 70.6

Product type	LED	Traditional	Lumen output	Efficacy	Bulb shape	CRI	Color temperature	EOC
MASTER LEDbulb frosted	W	W	lm	lm/W			K	8718696
DT 15-100W A67 E27 827 FR	15	100	1521	101	A67	80	2700 - 2200	55552200



LED bulb classic



LED bulb classic / 4.5-40 W

2200 - 2700
 E27
 B22
 DIMMABLE
 15,000 H
 A++
 10 PACK
 DIMENSIONS E27
 DIMENSIONS B22

Product type	LED	Traditional	Lumen output	Efficacy	Bulb shape	CRI	Color temperature	EOC
CLA LED bulb	W	W	lm	lm/W			K	8718696
DT 4.5-40W A60 E27 827 CL	4.5	40	470	104	A60	80	2200-2700	65676100
DT 4.5-40W A60 B22 827 CL	4.5	40	470	104	A60	80	2200-2700	65678500



LED bulb classic / 5-40 W

2700
 E27
 B22
 DIMMABLE
 15,000 H
 A++
 10 PACK
 DIMENSIONS E27
 DIMENSIONS B22

Product type	LED	Traditional	Lumen output	Efficacy	Bulb shape	CRI	Color temperature	EOC
CLA LED bulb	W	W	lm	lm/W			K	8718696
D 5-40W A60 E27 827 CL	5	40	470	94	A60	80	2700	57545100
D 5-40W A60 B22 827 CL	5	40	470	94	A60	80	2700	57549900



LED bulb classic / 3.5-40 W



2700
 E27
 NON-DIMMABLE
 15,000 H
 A++
 10 PACK
 DIMENSIONS E27










Product type	LED	Traditional	Lumen output	Efficacy	Bulb shape	CRI	Color temperature	EOC
CLA LED bulb	W	W	lm	lm/W			K	8718696
3.5-40W A60 E27 827 CL ND	3.5	40	470	134	A60	80	2700	57399000



Please refer to the site www.philips.com/masterledlamps for the latest information about dimming MASTER LEDlamps and about transformer compatibility.












NEW  **LED bulb classic / 7.5-60 W** 

 2200 - 2700
  E27
  B22
  DIMMABLE
  15,000 H
  A+
  10 PACK
  DIMENSIONS E27
  DIMENSIONS B22

Product type	LED	Traditional	Lumen output	Efficacy	Bulb shape	CRI	Color temperature	EOC
CLA LED bulb	W	W	lm	lm/W			K	8718696
DT 7.5-60W A60 E27 827 CL	7.5	60	806	107	A60	80	2200-2700	65680800
DT 7.5-60W A60 B22 827 CL	7.5	60	806	107	A60	80	2200-2700	65682200

LED bulb classic / 7.5-60 W

 2700
  E27
  B22
  DIMMABLE
  25,000 H
  A+
  10 PACK
  DIMENSIONS E27
  DIMENSIONS B22

Product type	LED	Traditional	Lumen output	Efficacy	Bulb shape	CRI	Color temperature	EOC
CLA LED bulb	W	W	lm	lm/W			K	8718696
D 7.5-60W A60 E27 827 CL	7.5	60	806	107	A60	80	2700	57547500
D 7.5-60W A60 B22 827 CL	7.5	60	806	107	A60	80	2700	57551200

LED bulb classic / 6-60 W

 2700
  E27
  NON-DIMMABLE
  15,000 H
  A+
  A++
  10 PACK
  DIMENSIONS E27

Product type	LED	Traditional	Lumen output	Efficacy	Bulb shape	CRI	Color temperature	EOC
CLA LED bulb	W	W	lm	lm/W			K	8718696
6-60W A60 E27 827 CL ND	6	60	806	134	A60	80	2700	40100000



LED bulb classic / 3.5-40 W



2700



E27



NON-DIMMABLE



15,000 H



EEL



10 PACK



DIMENSIONS
ST64

Product type	LED	Traditional	Lumen output	Efficacy	Bulb shape	CRI	Color temperature	EOC
CLA LED bulb	W	W	lm	lm/W			K	8718696
ND 3.5-40W ST64 E27 827 CL	3.5	40	470	118	ST64	80	2700	57403400



LED bulb classic / 7-60 W



2700



E27



B22



DIMMABLE



15,000 H



EEL



10 PACK



DIMENSIONS
ST64

Product type	LED	Traditional	Lumen output	Efficacy	Bulb shape	CRI	Color temperature	EOC
CLA LED bulb	W	W	lm	lm/W			K	8718696
D 7-60W ST64 E27 827 CL	7	60	806	115	ST64	80	2700	57569700
D 7-60W ST64 B22 827 CL	7	60	806	115	ST64	80	2700	57581900



LED bulb classic / 6-60 W



2700



E27



NON-DIMMABLE



15,000 H



EEL




10 PACK



DIMENSIONS
ST64

Product type	LED	Traditional	Lumen output	Efficacy	Bulb shape	CRI	Color temperature	EOC
CLA LED bulb	W	W	lm	lm/W			K	8718696
ND 6-60W ST64 E27 827 CL	6	60	806	134	ST64	80	2700	57405800



LED bulb classic globe / 7-60 W



2700



E27



DIMMABLE



15,000 H



EEL



10 PACK




DIMENSIONS
G93

Product type	LED	Traditional	Lumen output	Efficacy	Bulb shape	CRI	Color temperature	EOC
CLA LED globe	W	W	lm	lm/W			K	8718696
D 7-60W G93 E27 827 CL	7	60	806	115	G93	80	2700	57575800



Please refer to the site www.philips.com/masterledlamps for the latest information about dimming MASTER LEDlamps and about transformer compatibility.



LED bulb classic globe / 6-60 W



2700



E27



NON-DIMMABLE



15,000 H



EEL



10 PACK



DIMENSIONS
G93

Product type	LED	Traditional	Lumen output	Efficacy	Bulb shape	CRI	Color temperature	EOC
CLA LED globe	W	W	lm	lm/W			K	8718696
ND 6-60W G93 E27 827 CL	6	60	806	134	G93	80	2700	57417100



LED bulb classic gold / 7.5-48 W



2000



E27



B22



DIMMABLE



15,000 H



EEL



10 PACK

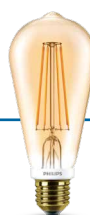


DIMENSIONS
E27



DIMENSIONS
B22

Product type	LED	Traditional	Lumen output	Efficacy	Bulb shape	CRI	Color temperature	EOC
CLA LED bulb	W	W	lm	lm/W			K	8718696
D 7.5-48W A60 E27 820 GOLD	7.5	48	600	80	A60	80	2000	57567300
D 7.5-48W A60 B22 820 GOLD	7.5	48	600	80	A60	80	2000	58741600



LED bulb classic gold / 7-50 W - 7-55 W



2000-2500



E27



B22



DIMMABLE



15,000 H



EEL



10 PACK

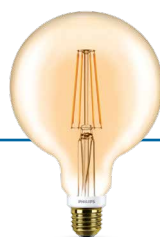


DIMENSIONS
E27



DIMENSIONS
B22

Product type	LED	Traditional	Lumen output	Efficacy	Bulb shape	CRI	Color temperature	EOC
CLA LED bulb	W	W	lm	lm/W			K	8718696
D 7-50W ST64 E27 820 GOLD	7	50	630	90	ST64	80	2000	57573400
D 7-55W ST64 E27 825 GOLD	7	55	720	103	ST64	80	2500	57571000
D 7-50W ST64 B22 820 GOLD	7	50	630	90	ST64	80	2000	58108700



LED bulb classic globe gold / 7-50 W



2000



E27



B22



DIMMABLE



15,000 H



EEL



10 PACK



DIMENSIONS
E27



DIMENSIONS
B22

Product type	LED	Traditional	Lumen output	Efficacy	Bulb shape	CRI	Color temperature	EOC
CLA LED globe	W	W	lm	lm/W			K	8718696
D 7-50W G120 E27 820 GOLD	7	50	630	90	G120	80	2000	57577200
D 7-50W G120 B22 820 GOLD	7	50	630	90	G120	80	2000	58743000



Please refer to the site www.philips.com/masterledlamps for the latest information about dimming MASTER LEDlamps and about transformer compatibility.




CorePro LED bulb

CorePro LED bulbs are designed for retrofit replacements of incandescent bulbs, and are compatible with existing fixtures with E27 or B22 holders.

- Easy retrofit
- Long lifetime
- Huge energy saving
- Low heat generation



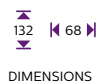
CorePro LED bulb / 6-40 W - 8.5-60 W - 11.5-75 W



Product type	LED	Traditional	Lumen output	Efficacy	Bulb shape	CRI	Color temperature	EOC
CorePro LED bulb	W	W	lm	lm/W			K	8718696
D 6-40W A60 E27 827	6	40	470	78	A60	80	2700	57749300
D 8.5-60W A60 E27 827	8.5	60	806	95	A60	80	2700	57747900
D 11.5-75W A60 E27 827	11.5	75	1055	92	A60	80	2700	47877600



CorePro LED bulb / 16-100 W



Product type	LED	Traditional	Lumen output	Efficacy	Bulb shape	CRI	Color temperature	EOC
CorePro LED bulb	W	W	lm	lm/W			K	8718696
D 16-100W A67 827 E27	16	100	1521	95	A67	80	2700	47875200



CorePro LED bulb / 6.5-40 W



2700



E27



B22



NON-DIMMABLE



15,000 H



EEL



10 PACK

DIMENSIONS
E27DIMENSIONS
B22

Product type	LED	Traditional	Lumen output	Efficacy	Bulb shape	CRI	Color temperature	EOC
CorePro LED bulb	W	W	lm	lm/W			K	8718696
ND 6.5-40W E27 A60 CL	6.5	40	470	72	A60	80	2700	51587700
ND 6.5-40W B22 A60 CL	6.5	40	470	72	A60	80	2700	51589100



CorePro LED bulb / 9.5-60 W



2700



E27



B22



NON-DIMMABLE



15,000 H



EEL



10 PACK

DIMENSIONS
E27DIMENSIONS
B22

Product type	LED	Traditional	Lumen output	Efficacy	Bulb shape	CRI	Color temperature	EOC
CorePro LED bulb	W	W	lm	lm/W			K	8718696
ND 9.5-60W E27 A60 CL	9.5	60	806	85	A60	80	2700	51599000
ND 9.5-60W B22 A60 CL	9.5	60	806	85	A60	80	2700	51601000



2700 K 4000 K

3000 K 6500 K

2700 / 3000
4000 / 6500

E27



B22



NON-DIMMABLE



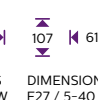
15,000 H



EEL



10 PACK

DIMENSIONS
E27 / 5.5-40 WDIMENSIONS
E27 / 5-40 WDIMENSIONS
B22

Product type	LED	Traditional	Lumen output	Efficacy	Bulb shape	CRI	Color temperature	EOC
CorePro LED bulb	W	W	lm	lm/W			K	8718696
ND 5-40W A60 E27 840	5	40	470	94	A60	80	4000	57779000
ND 5-40W A60 E27 865	5	40	470	94	A60	80	6500	57787500
ND 5.5-40W A60 E27 827	5.5	40	470	85	A60	80	2700	57757800
ND 5.5-40W A60 B22 827	5.5	40	470	85	A60	80	2700	57765300
ND 5.5-40W A60 E27 830	5.5	40	470	85	A60	80	3000	57993000



CorePro LED bulb / 7.5-60 W - 8-60 W



2700 / 3000
4000 / 6500



E27



B22



NON-DIMMABLE



15,000 H



EEL



10 PACK



DIMENSIONS
E27



DIMENSIONS
B22

Product type	LED	Traditional	Lumen output	Efficacy	Bulb shape	CRI	Color temperature	EOC
CorePro LED bulb	W	W	lm	lm/W			K	8718696
ND 7.5-60W A60 E27 840	7.5	60	806	107	A60	80	4000	5777600
ND 7.5-60W A60 E27 865	7.5	60	806	107	A60	80	6500	57785100
ND 8-60W A60 E27 827	8	60	806	101	A60	80	2700	57755400
ND 8-60W A60 B22 827	8	60	806	101	A60	80	2700	57763900
ND 8-60W A60 E27 830	8	60	806	101	A60	80	3000	57771400



CorePro LED bulb / 10-75 W - 10.5-75 W - 11-75 W



2700 / 3000
4000 / 6500



E27



B22



NON-DIMMABLE



15,000 H



EEL



10 PACK



DIMENSIONS
E27



DIMENSIONS
B22

Product type	LED	Traditional	Lumen output	Efficacy	Bulb shape	CRI	Color temperature	EOC
CorePro LED bulb	W	W	lm	lm/W			K	8718696
ND 10-75W A60 E27 840	10	75	1055	106	A60	80	4000	51032200
ND 10-75W A60 E27 865	10	75	1055	106	A60	80	6500	49758600
ND 10.5-75W A60 E27 830	10.5	75	1055	100	A60	80	3000	49752400
ND 11-75W A60 E27 827	11	75	1055	96	A60	80	2700	49076100
ND 11-75W A60 B22 827	11	75	1055	96	A60	80	2700	51004900



CorePro LED bulb / 13-100 W



2700 / 3000
4000 / 6500



E27



B22



NON-DIMMABLE



15,000 H



EEL



10 PACK



DIMENSIONS
E27



DIMENSIONS
B22

Product type	LED	Traditional	Lumen output	Efficacy	Bulb shape	CRI	Color temperature	EOC
CorePro LED bulb	W	W	lm	lm/W			K	8718696
ND 13-100W A60 E27 827	13	100	1521	117	A60	80	2700	49074700
ND 13-100W A60 B22 827	13	100	1521	117	A60	80	2700	51002500
ND 13-100W A60 E27 830	13	100	1521	117	A60	80	3000	57767700
ND 13-100W A60 E27 840	13	100	1521	117	A60	80	4000	51030800
ND 13-100W A60 E27 865	13	100	1521	117	A60	80	6500	57781300



Please refer to the site www.philips.com/masterledlamps for the latest information about transformer compatibility.




















LED candle




MASTER LEDcandle DimTone

LED candle classic

CorePro LED candle


 DimTone E14 / 4-25 W Page 44	 DimTone E14 / 4-25 W Page 44	 E14 / 3-25 W - 5-40 W Page 45	 B22 / 3-25 W - 5-40 W Page 45	 E14 / 4-25 W Page 46	 E14 / 3.5-4-25 W Page 46
 DimTone E27 / 6-40 W Page 44	 DimTone E14 / 6-40 W Page 44	 E14 / 3-25 W - 5-40 W Page 45	 E14 / 2-25 W Page 45	 E14 / 5.5-40 W Page 46	 E14 / 5.5-40 W Page 46
 DimTone E14 / 6-40 W Page 44	 DimTone E14 / 6-40 W - 8-40 W Page 44	 E14 / 2-25 W Page 45	 E14 / 2-25 W Page 45		
 DimTone B15 / 6-40 W - 8-60 W Page 44	 DimTone B22 / 6-40 W - 8-60 W Page 44	 E14 / 4-40 W Page 45			



MASTER LEDcandle

Thanks to a revolutionary new lens design, these candles now produce the most beautiful sparkling light. The ivory-colored design is a perfect match with existing luminaires.

- Philips LED classic - Designed to be seen - see page 66
- DimTone: the more you dim the warmer the light - see page 67
- Unique, eye-catching lens design
- Huge energy savings



MASTER LEDcandle DimTone / 4-25 W



Product type	LED	Traditional	Lumen output	Efficacy	Bulb shape	CRI	Color temperature	EOC
MASTER LEDcandle	W	W	lm	lm/W			K	8718696
DT 4-25W E14 827 B38 CL	4	25	250	65	B38	80	2700-2200	45368100
DT 4-25W E14 827 BA38 CL	4	25	250	65	BA38	80	2700-2200	45376600



MASTER LEDcandle DimTone / 6-40 W



Product type	LED	Traditional	Lumen output	Efficacy	Bulb shape	CRI	Color temperature	EOC
MASTER LEDcandle	W	W	lm	lm/W			K	8718696
DT 6-40W E27 B38 CL	6	40	470	75	B38	80	2700-2200	47479200
DT 6-40W E14 827 B38 CL	6	40	470	78	B38	80	2700-2200	45350600
DT 6-40W E14 827 BA38 CL	6	40	470	78	BA38	80	2700-2200	45354400



MASTER LEDcandle DimTone / 6-40 W - 8-60 W



Product type	LED	Traditional	Lumen output	Efficacy	Bulb shape	CRI	Color temperature	EOC
MASTER LEDcandle	W	W	lm	lm/W			K	8718696
DT 6-40W B22 827 B38 CL	6	40	470	78	B38	80	2700-2200	45362900
DT 6-40W B15 827 B38 CL	6	40	470	78	B38	80	2700-2200	55601600
DT 8-60W E14 827 B40 CL	8	60	806	101	B40	80	2200-2700	55599600



Please refer to the site www.philips.com/masterledlamps for the latest information about dimming MASTER LEDlamps.



LED candle classic



LED candle classic / 3-25 W - 5-40 W



2700



E14 B22



DIMMABLE



15,000 H



EEL



10 PACK



DIMENSIONS B35



DIMENSIONS BA35

Product type	LED	Traditional	Lumen output	Efficacy	Bulb shape	CRI	Color temperature	EOC
CLA LED candle	W	W	lm	lm/W			K	8718696
D 3-25W B35 E14 827 CL	3	25	300	100	B35	80	2700	57553600
D 5-40W B35 B22 827 CL	5	40	470	94	B35	80	2700	57563500
D 5-40W B35 E14 827 CL	5	40	470	94	B35	80	2700	57555000
D 5-40W BA35 E14 827 CL	5	40	470	94	BA35	80	2700	57557400



LED candle classic / 2-25 W



2700



E14



NON-DIMMABLE



15,000 H



EEL



10 PACK

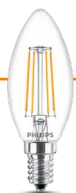


DIMENSIONS B35



DIMENSIONS BA35

Product type	LED	Traditional	Lumen output	Efficacy	Bulb shape	CRI	Color temperature	EOC
CLA LED candle	W	W	lm	lm/W			K	8718696
ND 2-25W B35 E14 827 CL	2	25	250	125	B35	80	2700	57407200
ND 2-25W BA35 E14 827 CL	2	25	250	125	BA35	80	2700	57409600
ND 2-25W ST35 E14 827 CL	2	25	250	125	ST35	80	2700	57411900



LED candle classic / 4-40 W



2700



E14



NON-DIMMABLE



15,000 H



EEL



10 PACK



DIMENSIONS B35



DIMENSIONS BA35

Product type	LED	Traditional	Lumen output	Efficacy	Bulb shape	CRI	Color temperature	EOC
CLA LED candle	W	W	lm	lm/W			K	8718696
ND 4-40W B35 E14 827 CL	4	40	470	118	B35	80	2700	58729400



CorePro LED candle

The frosted CorePro LED candle is designed for retrofit replacement of incandescent lamps.

- Non-Dimmable
- Clear and frosted
- Huge energy savings



CorePro LED candle clear / 4-25 W



reddot award 2016 winner



2700



E14



NON-DIMMABLE



15,000 H



EEL



10 PACK



106 35

Product type	LED	Traditional	Lumen output	Efficacy	Bulb shape	CRI	Color temperature	EOC	DIMENSIONS	
CorePro LED candle	W	W	lm	lm/W			K	8718696		
ND 4-25W E14 827 B35 CL	4	25	250	65	B35	80	2700	50757500		



CorePro LED candle clear / 5.5-40 W



reddot award 2016 winner



2700 / 4000



E14



NON-DIMMABLE



15,000 H



EEL



10 PACK



106 35

Product type	LED	Traditional	Lumen output	Efficacy	Bulb shape	CRI	Color temperature	EOC	DIMENSIONS	
CorePro LED candle	W	W	lm	lm/W			K	8718696		
ND 5.5-40W E14 827 B35 CL	5.5	40	470	85	B35	80	2700	45479400		
ND 5.5-40W E14 840 B35 CL	5.5	40	520	95	B35	80	4000	54340500		



CorePro LED candle frosted / 3.5-4-25 W



2700 / 4000



E14



NON-DIMMABLE



15,000 H



EEL



10 PACK



106 35

Product type	LED	Traditional	Lumen output	Efficacy	Bulb shape	CRI	Color temperature	EOC	DIMENSIONS	
CorePro LED candle	W	W	lm	lm/W			K	8718291	8718696	
ND 4-25W E14 827 B35 FR	4	25	250	65	B35	80	2700	78701300		
ND 3.5-25W E14 840 B35 FR	3.5	25	290	83	B35	80	4000		54348100	



CorePro LED candle frosted / 5.5-40 W



2700 / 4000



E14



NON-DIMMABLE



15,000 H



EEL



10 PACK



106 35

Product type	LED	Traditional	Lumen output	Efficacy	Bulb shape	CRI	Color temperature	EOC	DIMENSIONS	
CorePro LED candle	W	W	lm	lm/W			K	8718291	8718696	
ND 5.5-40W E14 827 B35 FR	5.5	40	470	85	B35	80	2700	76238600		
ND 5.5-40W E14 840 B35 FR	5.5	40	520	95	B35	80	4000		54356600	



Please refer to the site www.philips.com/masterledlamps for the latest information about dimming MASTER LEDlamps.





LED luster

MASTER LEDluster DimTone

LED luster classic

CorePro LED luster



E14 / 4-25 W
Page 50



E27 / 4-25 W
Page 50



E14 / 3-25 W - 5-40 W
Page 51



E27 / 3-25 W - 5-40 W
Page 51



E14 / 4-25 W
Page 52



E27 / 4-25 W
Page 52



E14 / 6-40 W
Page 50



E27 / 6-40 W
Page 50



B22 / 3-25 W - 5-40 W
Page 51



E14 / 2-25 W - 2.3-25 W
Page 51



E14 / 5.5-40 W
Page 52



E27 / 5.5-40 W
Page 52



E14 / 8-60 W
Page 50



E27 / 2-25 W - 2.3-25 W
Page 51



E14 / 4-40 W
Page 51



E14 / 3.5-25 W - 4-25 W
Page 53



E27 / 3.5-25 W - 4-25 W
Page 53



E27 / 4-40 W
Page 51



E14 / 5.5-40 W
Page 53



E27 / 5.5-40 W
Page 53



MASTER LEDluster

Thanks to a revolutionary new lens design, these candles now produce the most beautiful sparkling light. The ivory-colored design is a perfect match with existing luminaires.

- Philips Classic LED - Designed to be seen - see page 66
- DimTone: the more you dim the warmer the light - see page 67
- Unique, eye-catching lens design
- Huge energy savings



MASTER LEDluster DimTone / 4-25 W



2700 - 2200
 E14
 E27
 DIMMABLE
 25,000 H
 EEL
 10 PACK
 DIMENSIONS E14: 95 x 48
 DIMENSIONS E27: 93 x 48

Product type	LED	Traditional	Lumen output	Efficacy	Bulb shape	CRI	Color temperature	EOC
MASTER LEDluster	W	W	lm	lm/W			K	8718696
DT 4-25W E14 827 P48 CL	4	25	250	63	P48	80	2700-2200	45378000
DT 4-25W E27 827 P48 CL	4	25	250	63	P48	80	2700-2200	45380300



MASTER LEDluster DimTone / 6-40 W



2700 - 2200
 E14
 E27
 DIMMABLE
 25,000 H
 EEL
 10 PACK
 DIMENSIONS E14: 95 x 48
 DIMENSIONS E27: 93 x 48

Product type	LED	Traditional	Lumen output	Efficacy	Bulb shape	CRI	Color temperature	EOC
MASTER LEDluster	W	W	lm	lm/W			K	8718696
DT 6-40W E14 827 P48 CL	6	40	470	78	P48	80	2700-2200	45358200
DT 6-40W E27 827 P48 CL	6	40	470	78	P48	80	2700-2200	45360500



MASTER LEDluster DimTone / 8-60 W



2700 - 2200
 E14
 DIMMABLE
 25,000 H
 EEL
 10 PACK
 DIMENSIONS: 95 x 48

Product type	LED	Traditional	Lumen output	Efficacy	Bulb shape	CRI	Color temperature	EOC
MASTER LEDluster	W	W	lm	lm/W			K	8718696
DT 8-60W P50 E14 827 CL	8	60	806	101	P50	80	2700-2200	58067700



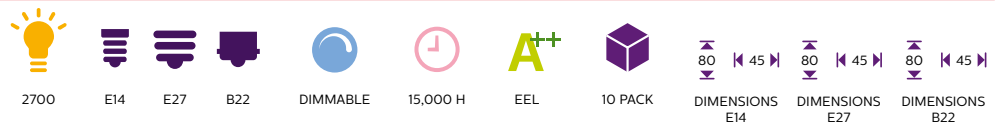
Please refer to the site www.philips.com/masterledlamps for the latest information about dimming MASTER LEDlamps and about transformer compatibility.



LED luster classic



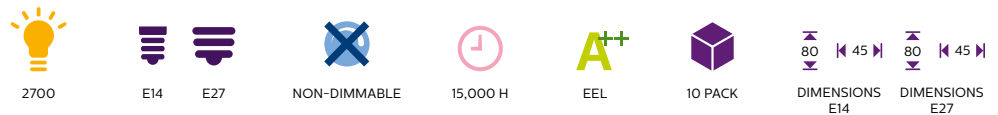
LED luster classic / 3-25 W - 5-40 W



Product type	LED	Traditional	Lumen output	Efficacy	Bulb shape	CRI	Color temperature	EOC
CLA LED luster	W	W	lm	lm/W			K	8718696
D 3-25W P45 E14 827 CL	3	25	300	100	P45	80	2700	58111700
D 3-25W P45 E27 827 CL	3	25	300	100	P45	80	2700	58115500
D 5-40W P45 E14 827 CL	5	40	470	94	P45	80	2700	57559800
D 5-40W P45 E27 827 CL	5	40	470	94	P45	80	2700	57561100
D 5-40W P45 B22 827 CL	5	40	470	94	P45	80	2700	57565900



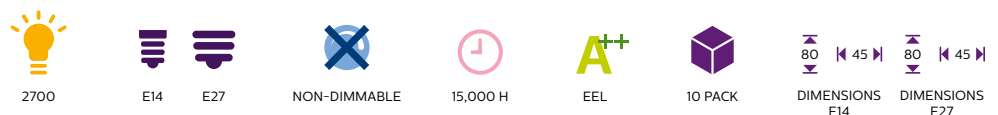
LED luster classic / 2-25 W



Product type	LED	Traditional	Lumen output	Efficacy	Bulb shape	CRI	Color temperature	EOC
CLA LED luster	W	W	lm	lm/W			K	8718696
ND 2-25W P45 E14 827 CL	2	25	250	125	P45	80	2700	57413300
ND 2-25W P45 E27 827 CL	2	25	250	125	P45	80	2700	57415700



LED luster classic / 4-40 W



Product type	LED	Traditional	Lumen output	Efficacy	Bulb shape	CRI	Color temperature	EOC
CLA LED luster	W	W	lm	lm/W			K	8718696
ND 4-40W P45 E14 827 CL	4	40	470	118	P45	80	2700	58725600
ND 4-40W P45 E27 827 CL	4	40	470	118	P45	80	2700	58727000



CorePro LED luster

The CorePro LED luster is designed for retrofit replacement of incandescent lamps.

- Non-Dimmable
- Huge energy savings



CorePro LED luster clear / 4-25 W



2700



E14



E27



NON-DIMMABLE



15,000 H



EEL



10 PACK

DIMENSIONS
E14DIMENSIONS
E27

Product type	LED	Traditional	Lumen output	Efficacy	Bulb shape	CRI	Color temperature	EOC
CorePro LED luster	W	W	lm	lm/W			K	8718696
ND 4-25W E14 827 P45 CL	4	25	250	65	P45	80	2700	50759900
ND 4-25W E27 827 P45 CL	4	25	250	65	P45	80	2700	50767400



CorePro LED luster clear / 5.5-40 W



2700 / 4000



E14



E27



NON-DIMMABLE



15,000 H



EEL



10 PACK

DIMENSIONS
E14DIMENSIONS
E27

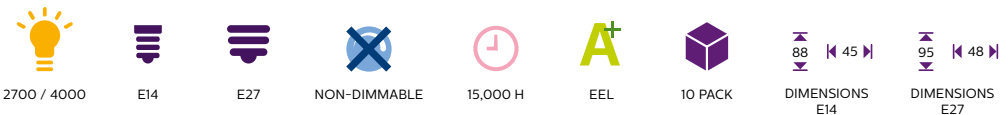
Product type	LED	Traditional	Lumen output	Efficacy	Bulb shape	CRI	Color temperature	EOC
CorePro LED luster	W	W	lm	lm/W			K	8718696
ND 5.5-40W E14 827 P45 CL	5.5	40	470	85	P45	80	2700	45483100
ND 5.5-40W E27 827 P45 CL	5.5	40	470	85	P45	80	2700	50763600
ND 5.5-40W E14 840 P45 CL	5.5	40	520	95	P45	80	4000	54344300



Please refer to the site www.philips.com/masterledlamps for the latest information about dimming MASTER LEDlamps.



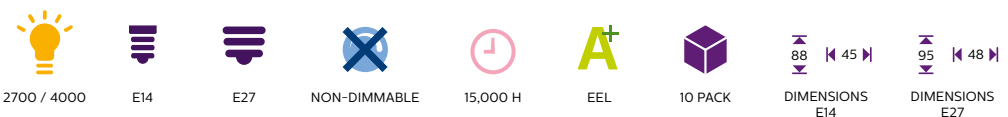
CorePro LED luster frosted / 3.5-25 W - 4-25 W



Product type	LED	Traditional	Lumen output	Efficacy	Bulb shape	CRI	Color temperature	EOC	
CorePro LED luster	W	W	lm	lm/W			K	8718291	8718696
ND 4-25W E14 827 P45 FR	4	25	250	65	P45	80	2700	78703700	
ND 4-25W E27 827 P45 FR	4	25	250	65	P45	80	2700	78705100	
ND 3.5-25W E14 840 P45 FR	3.5	25	290	83	P45	80	4000		54352800



CorePro LED luster frosted / 5.5-40 W



Product type	LED	Traditional	Lumen output	Efficacy	Bulb shape	CRI	Color temperature	EOC	
CorePro LED luster	W	W	lm	lm/W			K	8718696	
ND 5.5-40W E14 827 P45 FR	5.5	40	470	85	P45	80	2700	47489100	
ND 5.5-40W E27 827 P45 FR	5.5	40	470	85	P45	80	2700	50765000	
ND 5.5-40W E14 840 P45 FR	5.5	40	520	95	P45	80	4000	54360300	



LED PL-C




CorePro LED PL-C



G24d-2



G24d-3




G24q-2



G24q-3

6.5 & 8.5 W 2-pin
Page 56

6.5 & 9 W 4-pin
Page 56



CorePro LED PL-C

Downlighting in general circulation areas represents a major lighting cost for many buildings. CorePro LED PLC is a retrofit LED PLC lamp that delivers incredible energy savings over a 30,000 hours lifetime and requires less maintenance and servicing. So you can downsize your downlighting costs with energy efficient LED lamps.

- Up to 60% more efficient compared to fluorescent PLC lamps, saving on energy costs.
- Lifetime up to 30,000 hours, reducing maintenance costs.
- Made of shatter-proof plastic instead of glass.
- Easy upgrade from current conventional downlight fixture.
- Re-using the existing fixture without major modifications, using a similar PLC form-factor.
- Instant 100% light.
- No flickering or stroboscopic light.



CorePro LED PL-C / 6.5-8.5 W 2-pin



Product type	LED	Lumen output	Operation	Beam angle	CRI	Color temperature	EOC
CorePro LED PLC	W	lm		°		K	8718696
6.5W 830 2P G24d-2	6.5	600	EM	120	80	3000	54127200
6.5W 840 2P G24d-2	6.5	650	EM	120	80	4000	54129600
8.5W 830 2P G24d-3	8.5	900	EM	120	80	3000	54123400
8.5W 840 2P G24d-3	8.5	950	EM	120	80	4000	54125800



CorePro LED PL-C / 6.5-9 W 4-pin



Product type	LED	Lumen output	Operation	Beam angle	CRI	Color temperature	EOC
CorePro LED PLC	W	lm		°		K	8718696
6.5W 830 4P G24q-2	6.5	600	HF	120	80	3000	54119700
6.5W 840 4P G24q-2	6.5	650	HF	120	80	4000	54121000
9W 830 4P G24q-3	9	900	HF	120	80	3000	54115900
9W 840 4P G24q-3	9	950	HF	120	80	4000	54117300



Please refer to the site www.philips.com/masterledlamps for the latest information about dimming MASTER LEDlamps.



Downsize your downlighting costs with **LED**



G24d-2

G24d-3

G24q-2

G24q-3


Philips CorePro LED PL-C is the first LED PL-C lamp to replace fluorescent alternatives with up to 60% energy savings and 30,000 hours lifetime. A retrofit lamp that's simple to install, fits all 2-pin (EM) and 4-pin (HF) fixtures and requires less maintenance and servicing. So you can downsize your downlighting costs with energy efficient LED.

LED tube

HO NORD TLP PROJECT

MASTER LEDtube

CorePro LED tube



HF

Standard output

MASTER LEDtube Standard output
Page 62



EM

HF

CorePro
Page 65



EM

HF

High output

MASTER LEDtube High Output
Page 62



EM

HF

Ultra output

MASTER LEDtube Ultra Output
Page 63



EM

HF

MASTER LEDtube
Page 64

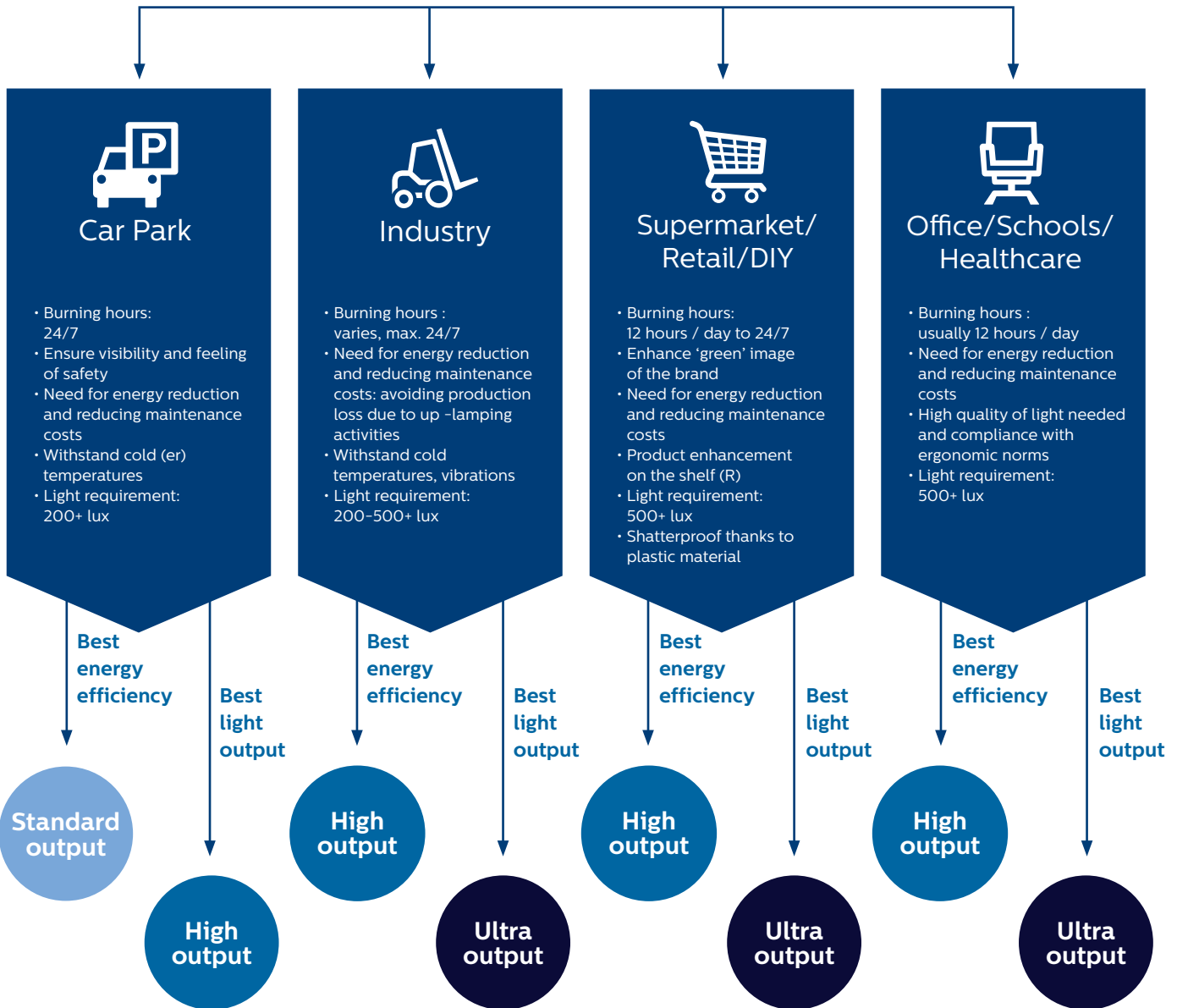




Works with
Electro Magnetic ballast (EM)



Works with
High Frequency ballast (HF)



Standard output
1600-2000 lumen


- 1200 mm ROT InstantFit
- 1500 mm ROT InstantFit

High output
2100-3100 lumen

- 1200 mm ROT
- 1200 mm ROT InstantFit
- 1500 mm ROT
- 1500 mm ROT InstantFit

Ultra output
2500-3700 lumen

- 1200 mm ROT
- 1200 mm InstantFit
- 1500 mm ROT
- 1500 mm InstantFit

 **Rotating end-caps**

To ensure maximum compatibility with existing luminaires, directional LED tubes often need to be adjusted towards where light is needed most. That's why all Philips MASTER products have this feature as standard. It allows the LED tube to be easily rotated up to 90 degrees, giving you the freedom to direct the light to best effect.





MASTER LEDtube

Whatever you need, the Philips MASTER LEDtubes portfolio has it all. The Philips MASTER LEDtube portfolio exists out of three new categories of light output – Standard, High and Ultra output. A simple change that will make it even easier to choose the right lamp, for the right application. From best energy efficiency to the best light output. A simple switch, our LED tubes come in a choice of lengths and color temperatures, with the option of rotating. So with Philips, you always have the right LED tube every time.




InstantFit HF compatibility. No wires to replace, no hassle changing drivers; our InstantFit solution works with High Frequency electronic ballast, making it easy and safe for all installation methods. All you have to do is slot the tube into your existing fitting.

MASTER LEDtube Standard Output




Product type	LED	Rotatable endcap	Lumen output	Operation	Beam angle	CRI	Color temperature	EOC 1 pcs (C)*	
MASTER LEDtube (HF)	W		lm		°		K	8718696	8718291
1200mm SO 16.5W 840 T8 RN* Instant Fit	16.5	Yes	1600	HF	160	83	4000	40890200	
1200mm SO 16.5W 840 T8 RS* Instant Fit	16.5	Yes	1600	HF	160	83	4000		72885600
1200mm SO 16.5W 865 T8 RN* Instant Fit	16.5	Yes	1600	HF	160	83	6500	40892600	
1200mm SO 16.5W 865 T8 RS* Instant Fit	16.5	Yes	1600	HF	160	83	6500		72887000
1500mm SO 22W 840 T8 Instant Fit	22	Yes	2000	HF	160	83	4000	40078400	
1500mm SO 22W 865 T8 Instant Fit	22	Yes	2000	HF	160	83	6500	40080700	

MASTER LEDtube High Output



Product type**	LED	Rotatable endcap	Lumen output	Operation	Beam angle	CRI	Color temperature	EOC 1 pcs (C)*	
MASTER LEDtube (EM)	W		lm		°		K	8718696	8718291
1200mm HO 16W830 T8 RN*	16	Yes	2000	EM & Mains	160	83	3000	65664800	
1200mm HO 16W830 T8 RS*	16	Yes	2000	EM & Mains	160	83	3000	42198700	
1200mm HO 16W840 T8 RN*	16	Yes	2100	EM & Mains	160	83	4000	65666200	
1200mm HO 16W840 T8 RS*	16	Yes	2100	EM & Mains	160	83	4000	42200700	
1200mm HO 16W865 T8 RN*	16	Yes	2100	EM & Mains	160	83	6500	65668600	
1200mm HO 16W865 T8 RS*	16	Yes	2100	EM & Mains	160	83	6500	42202100	
1500mm HO 23W 830 T8	23	Yes	2900	EM & Mains	160	83	3000		78956700
1500mm HO 23W 840 T8	23	Yes	3100	EM & Mains	160	83	4000		78958100
1500mm HO 23W 865 T8	23	Yes	3100	EM & Mains	160	83	6500		78960400
MASTER LEDtube (HF)	W		lm		°		K	8718696	
1200mm HO 18W830 T8 InstantFit	18	Yes	2000	HF	160	83	3000	51456600	
1200mm HO 18W840 T8 InstantFit	18	Yes	2100	HF	160	83	4000	47125800	
1200mm HO 18W865 T8 InstantFit	18	Yes	2100	HF	160	83	6500	47127200	
1500mm HO 25W830 T8 InstantFit	25	Yes	2900	HF	160	83	3000	51458000	
1500mm HO 25W840 T8 InstantFit	25	Yes	3100	HF	160	83	4000	40886500	
1500mm HO 25W865 T8 InstantFit	25	Yes	3100	HF	160	83	6500	40888900	

* RS = Region Southern Europe / RN = Region Northern Europe
 ** EEL 1200 mm and 1500 mm EM versions A++
 EEL 1200 mm and 1500 mm HF versions A+



MASTER LEDtube Ultra Output

3000 / 4000 / 6500
 G13
 ROTATABLE (ROT)
 NON-DIMMABLE
 50.000 H
 EEL
 EEL
 BEAM ANGLE 160°
 27.3 | 1198 | 1498

Product type	LED	Rotatable endcap	Lumen output	Operation	Beam angle	CRI	Color temperature	EOC 1 pcs (C)*	
MASTER LEDtube (EM)	W		lm		°		K	8718696	
1200mm UO 18W 830 T8 RN*	18	Yes	2300	EM & Mains	160	83	3000	56527800	
1200mm UO 18W 830 T8 RS*	18	Yes	2300	EM & Mains	160	83	3000	46149500	
1200mm UO 18W 840 T8 RN*	18	Yes	2300	EM & Mains	160	83	3000	56529200	
1200mm UO 18W 840 T8 RS*	18	Yes	2500	EM & Mains	160	83	4000	46151800	
1200mm UO 18W 865 T8 RN*	18	Yes	2500	EM & Mains	160	83	6500	56531500	
1200mm UO 18W 865 T8 RS*	18	Yes	2500	EM & Mains	160	83	6500	46155600	
1500mm UO 25W 830 T8	25	Yes	3400	EM & Mains	160	83	3000	46157000	
1500mm UO 25W 840 T8	25	Yes	3700	EM & Mains	160	83	4000	46159400	
1500mm UO 25W 865 T8	25	Yes	3700	EM & Mains	160	83	6500	46163100	
MASTER LEDtube (HF)	W		lm		°		K	8718696	8718696
1200mm UO 21W830 T8 RN* Instant Fit	21	Yes	2300	HF	160	83	3000	55282700	
1200mm UO 21W830 T8 RS* Instant Fit	21	Yes	2300	HF	160	83	3000		46149500
1200mm UO 21W840 T8 RN* Instant Fit	21	Yes	2500	HF	160	83	4000	55278000	
1200mm UO 21W840 T8 RS* Instant Fit	21	Yes	2500	HF	160	83	4000		46151800
1200mm UO 21W865 T8 RN* Instant Fit	21	Yes	2500	HF	160	83	6500	55280300	
1200mm UO 21W865 T8 RS* Instant Fit	21	Yes	2500	HF	160	83	6500		46155600
1500mm UO 26W830 T8 InstantFit	26	Yes	3400	HF	160	83	3000	55288900	
1500mm UO 26W840 T8 InstantFit	26	Yes	3700	HF	160	83	4000	55284100	
1500mm UO 26W865 T8 InstantFit	26	Yes	3700	HF	160	83	6500	55286500	

* RS = Region Southern Europe / RN = Region Northern Europe
 ** EEL 1200 mm and 1500 mm EM versions A++
 EEL 1200 mm and 1500 mm HF versions A+



Protection starter

34.5 | 21.5 |


DIMENSIONS

Product type	EOC 10 pcs (I)
Accessory	8718291
Starter EMP	72928000

i Please refer to the site www.philips.com/masterledlamps for the latest information about dimming MASTER LEDlamps and about transformer compatibility.

*) **Note:** Some of the products are only available in specific countries. Product descriptions with 'RS' are only available in: France, Spain, Portugal, Italy, Greece and Israel. Product descriptions with 'RN' are only available in the rest of the European countries.





Product type */**	LED	Rotatable endcap	Lumen output	Operation	Beam angle	CRI	Color temperature	EOC 1 pcs (C)*	
EM MASTER LEDtube (EM)	W		lm		°		K	8718696	8718696
600mm 9W 830 T8 RN*	9	Yes	1000	EM & Mains	160	83	3000	57279500	
600mm 9W 830 T8 RS*	9	Yes	1000	EM & Mains	160	83	3000		46141900
600mm 9W 840 T8 RN*	9	Yes	1050	EM & Mains	160	83	4000	57281800	
600mm 9W 840 T8 RS*	9	Yes	1050	EM & Mains	160	83	4000		46143300
600mm 9W 865 T8 RN*	9	Yes	1050	EM & Mains	160	83	6500	57283200	
600mm 9W 865 T8 RS*	9	Yes	1050	EM & Mains	160	83	6500		46145700
EM MASTER LEDtube (EM)	W		lm		°		K	8718696	8718291
900mm 15W 840 T8 RN*	15	Yes	1575	EM & Mains	160	80	4000	47121000	
900mm 15W 840 T8 RS*	15	Yes	1575	EM & Mains	160	80	4000		23880500
900mm 15W 865 T8 RN*	15	Yes	1575	EM & Mains	160	80	6500	47123400	
900mm 15W 865 T8 RS*	15	Yes	1575	EM & Mains	160	80	6500		23882900
1800mm 25W 840 T8	25	Yes	3700	EM & Mains	160	85	4000	48037300	
HF MASTER LEDtube (HF)	W		lm		°		K	87186965	
600mm 10.5W 830 T8 InstantFit	10.5	Yes	1000	HF	160	83	3000	5965900	
600mm 10.5W 840 T8 InstantFit	10.5	Yes	1050	HF	160	83	4000	5967300	
600mm 10.5W 865 T8 InstantFit	10.5	Yes	1050	HF	160	83	6500	5969700	

* RS = Region Southern Europe / RN = Region Northern Europe

** EEL 1200 mm and 1500 mm EM versions A++
EEL 1200 mm and 1500 mm HF versions A+



Protection starter

34.5
21.5
DIMENSIONS

Product type	EOC 10 pcs (I)
Accessory	8718291
Starter EMP	72928000

i Please refer to the site www.philips.com/masterledlamps for the latest information about dimming MASTER LEDlamps and about transformer compatibility.

*) **Note:** Some of the products are only available in specific countries. Product descriptions with 'RS' are only available in: France, Spain, Portugal, Italy, Greece and Israel. Product descriptions with 'RN' are only available in the rest of the European countries.





CorePro LED tube

CorePro LED tubes offer even better value. Thanks to the new glass housing they're even more affordable. Plus we've improved the energy consumption from 80 to 100 lm/W to make them even more efficient. A simple, retrofit replacement, the 600 mm and 1200 mm CorePro LED tubes offer low energy consumption with instant savings. Perfect for basic applications that demand an affordable solution.



Product type	LED	Lumen output	Operation	Beam angle	CRI	Color temperature	EOC 1 pcs (C)
CorePro LED tube (EM)*	W	lm		°		K	8718696
600mm 8W 840 C G	8	800	EM & Mains	240	80	4000	49277200
600mm 8W 865 C G	8	800	EM & Mains	240	80	6500	49279600
1200mm 16W 840 C G	16	1600	EM & Mains	240	80	4000	49281900
1200mm 16W 865 C G	16	1600	EM & Mains	240	80	6500	49283300
1500mm 20W 840 C G	20	2000	EM & Mains	240	80	4000	56608400
1500mm 20W 865 C G	20	2000	EM & Mains	240	80	6500	56610700
CorePro LED tube (HF)	W	lm		°		K	8718696
NEW 600mm 9W840 T8 G InstantFit	9	800	HF	240	80	4000	65217600
NEW 600mm 9W865 T8 G InstantFit	9	800	HF	240	80	6500	65219000
1200mm 15W 840 T8 G InstantFit	15	1600	HF	240	83	4000	58127800
1200mm 15W 865 T8 G InstantFit	15	1600	HF	240	83	6500	58129200
1500mm 20W 840 T8 G InstantFit	20	2000	HF	240	83	4000	59203800
1500mm 20W 865 T8 G InstantFit	20	2000	HF	240	83	6500	59205200

*) incl. EMP



Protection starter

34.5
21.5
DIMENSIONS

Product type	EOC 10 pcs (I)
Accessory	8718291
Starter EMP	72928000

Designed to be seen

The perfect mix of classic style
and today's LED efficiency



LED lamps classic portfolio looks like incandescent saves like LED

Philips LED classic recreates incandescent lighting in every way possible. The classic bulb shapes are designed for timeless, decorative appeal. But it's what's inside that makes them so different. We've given our LED energy-saving technology a new twist by arranging the LED to mimic incandescent, so you can create a glowing, warm white light without high energy bills.

The timeless appeal of Philips LED classic makes them perfect for a wide range of applications:

- Create a magical, intimate atmosphere in living rooms
- Add a touch of vintage ambience to restaurants, bars and hotel rooms
- Illuminate hospitals and museums with warm, white light.



Philips MASTER LEDspot LV AR111

Put design in the spotlights

In shops, showrooms and galleries, but also in restaurants and hotels, people need to see colors as they are. Which makes Philips MASTER LEDspot LV AR111 lighting the perfect choice. With its high Color Rendering Index of 90, enhanced red color makes objective more vivid. Colors stay vibrant and natural.

With an elegant new design, MASTER LEDspot LV AR111 creates a brilliant visual effect for retail and hospitality applications like shops, showrooms and galleries. The high quality light brings out the true

colors in merchandise. With excellent rendering of CRI90, enhancing red, colors stay vibrant and natural on everything in retail and hospitality applications.



reddot award 2016
winner



DimTone - The more you dim, the warmer the light



2200 K 2700 K

DimTone takes LED lamp dimming to an exciting next level with a beautiful, sunset-like effect. As the light is dimmed, DimTone reduces the color temperature from 2700 K down to 2200 K.

This creates a warm, intimate ambience at lower light levels, with the same effect as dimmed halogens or incandescent lamps. So hotel, bar and restaurant owners can take advantage of energy-saving LED lighting and still create a natural, cozy ambience.



The right LED tube every time



Standard output

High output

Ultra output

Whatever you need, the Philips MASTER LEDtube portfolio has it all. We've repositioned the way that our lamps are labelled into three new categories of light output – Standard, High and Ultra output. A simple change that will make it even easier to choose the right lamp, for the right application. From best energy efficiency to the best light output. A simple switch, our LED tubes come in a choice of lengths and color temperatures, with the option of rotating end-caps. So with Philips, you always have the right LED tube every time.

Spot on for **color enhancement**



With a high color rendering index of 90, the MASTER LEDspot MV is the perfect halogen replacement for retail applications. The single optics outshine other lamps with high intensity, high quality light that brings out the true colors in merchandise for an extra-long lifetime of 50,000 hours. Choose 4-35 W or 5.4-50 W in three color temperatures, all with high performance dimming and low energy consumption. So you can light up merchandise with LED.

Philips MASTER LEDspot

www.philips.com/masterledlamps

Quality, **Value** and lifetime



You've got it in one with the new range of MASTER LEDspot Value lamps. They offer high quality at an affordable price with a 40, 36 and 60 degree beam angle. Mains Voltage for general lighting applications and 24 and 36 degrees solution for Low Voltage applications. As a 20 W, 35 W or 50 W equivalent, with a choice of three color temperatures, dimmable options and a 25,000 and 35,000 hour lifetime, these lamps are everything you value in LED.

Philips MASTER LEDspot Value

www.philips.com/masterledlamps

High Performance Dimming

Thanks to High Performance Dimming you will enjoy smooth, flicker-free dimming. MASTER LEDlamps have been tested with all the major dimmer brands in the market.

- Broad dimmer compatibility supporting a wide range of normal phase-cut dimmers: wall box dimmers, panels, plug-in unit phase-cut dimming
- High dimming performance: smooth dimming curve, deeper dimming level, one to multiple lamps

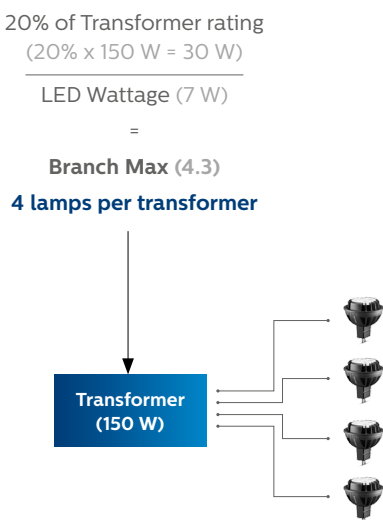
Note: To ensure high dimming performance with the MASTER LEDspot MV GU10 8 W these lamps should not be connected with other lamp types on the same dimmer ('mixed load').

TransforMax™ (patented)

First class halogen transformer compatibility thanks to intelligent electronics within low voltage LED lamps.

Philips designed a unique (patent protected) intelligent driver concept for low voltage (12 V) LED lamps, which enables broad compatibility with existing electronic and electromagnetic Halogen transformers. Therefore, Philips low voltage (12 V) LED lamps universally replace 12 V Halogen spot lamps with unique first class transformer compatible electronics. This technology is called TransforMax™ which enables the lamp to work on most sockets – a simple 'plug & play' retrofit solution.

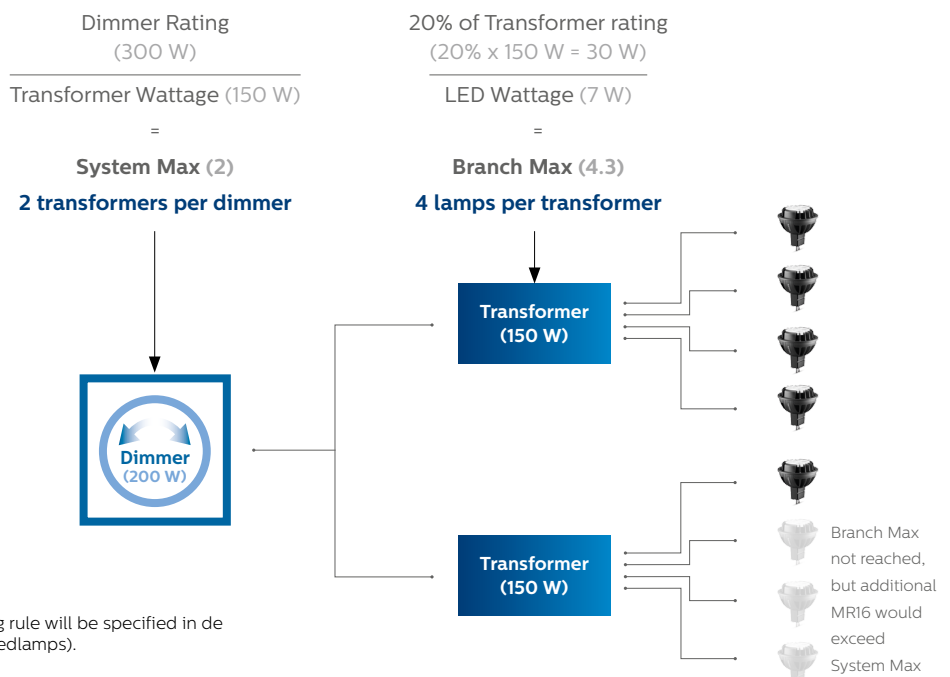
Without dimmer



With dimmer

In case dimmable low voltage LED lamps have to be connected to a dimmer, the following approach has to be followed:

- 1) Determine the max loading of both your transformer(s) and your dimmer: in Watts (W).
- 2) Use the ratios below to determine a 'System Max' and 'Branch Max'
- 3) Limit total lamps you can install by 'System Max'...
- 4) ...and ensure transformer load is sufficient to allow for each individual 'Branch'



Note: Electronic Dimmers that cannot meet the loading rule will be specified in dedicated application note (www.philips.com/masterledlamps).



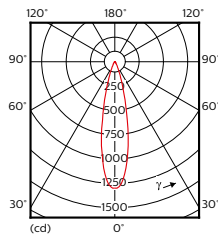
Please refer to the site www.philips.com/masterledlamps for the latest information about transformer compatibility.

Photometric diagrams

This is a selection of the photometric diagram visualisations.
Please visit www.philips.com/masterledlamps for photometric .ies files of all current products.



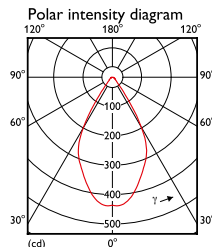
MASTER LEDspot MV
Page 8



4-35W GU10 2700K 25D



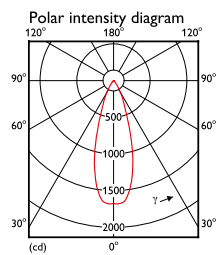
CorePro LED spot MV
Page 13



5-50W GU10 2700K 36D



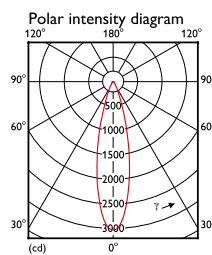
MASTER LEDspot LV
Page 15



8-50W MR16 2700K 24D



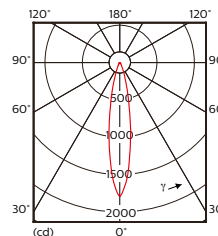
MASTER LEDspot AR111
Page 21



15-75W AR111 2700K 40D



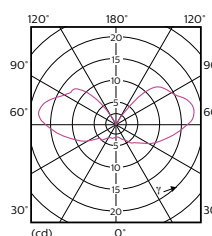
MASTER LEDspot MV PAR
Page 22



5.5-50W PAR 20 2700K 25D



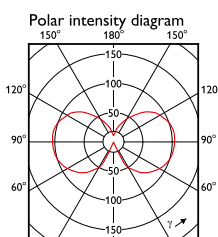
CorePro LED capsule
Page 28



1.2-10W G4 2700K



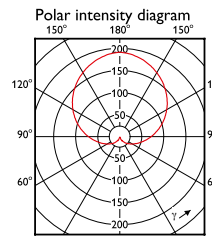
MASTER LEDbulb
Page 33



13-75W E27 2700K



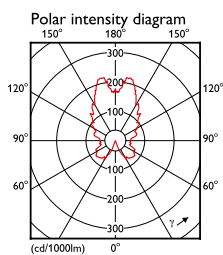
CorePro LED bulb
Page 36



6-40W E27 2700K



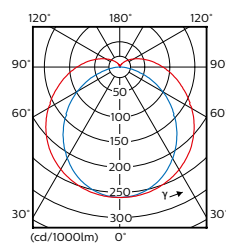
MASTER LEDcandle
DimTone
Page 40



6-40W E14 2700K



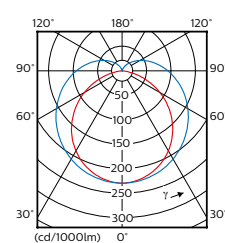
MASTER LEDtube
Ultra output
Page 59



18W G13 6500K



CorePro LED tube
Page 60



10W G13 6500K



© Philips Lighting Holding B.V. 2016. All rights reserved. Philips reserves the right to make changes in specifications and/or to discontinue any product at any time without notice or obligation and will not be liable for any consequences resulting from the use of this publication.

www.philips.com/masterledlamps
www.philips.com/ledtube