

**PHILIPS**

CorePro LED PLC



**NEW!**

# Downsize your downlighting costs **with LED PLC**

The first retrofit LED PLC lamp designed to increase efficiency and downsize your costs.

innovation ✦ you

# The first quality branded LED retrofit for conventional downlights

Philips CorePro LED PLC is the ideal uplamping solution for downlights in a wide range of general lighting applications. It integrates a LED light source into a traditional fluorescent form factor to offer superb energy savings over a lifetime that's twice as long as fluorescent alternatives. So you can upgrade your lighting at the same time as downsizing costs.



## **Save on energy**

CorePro LED PLC lamps use significantly less energy, which means they're up to 60% more efficient than fluorescent alternatives. LED downlights that enable you to switch on instant energy savings while re-using your existing fixtures.

## **Three times longer lasting**

They're also designed for longevity. Thanks to a robust, shatter-proof housing, CorePro LED PLC lamps can extend the 10,000 hours lifetime you'd expect from fluorescent downlights to 30,000 hours. Making them three times more attractive in terms of routine maintenance and planned replacement costs.

## **The ideal upgrade**

CorePro LED PLC lamps are the ideal upgrade for downlights in a wide range of applications. These include reception areas, meeting rooms, corridor and hallways in offices, retail stores and hospitality venues.

**1<sup>st</sup>**  
 quality brand  
 LED PLC  
 retrofit



# Key benefits



**Energy efficient**

- 60% more energy efficient than fluorescent PLC lamps
- Efficiency up to 111 lm/W



**Long lasting & robust**

- 30,000 hours lifetime reduces maintenance costs
- Shatter-proof plastic, not glass




**Simple lamp-for-lamp replacement**

- NEW PLC 13W replacement plus PLC 18W and PLC 26W alternatives
- Re-using the existing fixture without major modifications, using a similar PLC form-factor




**High quality of light**

- Instant 100% light
- Rotating end-caps
- Choice of 3000 K and 4000 K
- No flickering or strobing



Existing downlights	CorePro LED PLC 2-pin lamp range (EM)	CorePro LED PLC 4-pin lamp range (HF)
13W lamps	G24d-1	G24q-1
18W lamps	G24d-2	G24q-2
26W lamps	G24d-3	G24q-3





# Downsize your TCO in downlights

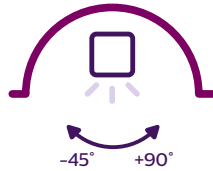
CorePro LED PLC downlights are also designed to reduce your Total Cost of Ownership with low energy costs, a reliable 30,000 hour lifetime and a payback period of less than 2 years.

## A simple, retrofit solution

CorePro LED PLC lamps are simple to install and require no building or modification work because they use a similar PLC form-factor. Designed to fit neatly into existing fixtures, the range includes both 2-pin (EM) and 4-pin (HF) lamps options. The 2-pin lamps are compatible with all electromagnetic ballasts, while the 4-pin lamps work with high frequency ballasts. A simple retrofit solution for 13, 18 and 26W fluorescent PLC lamps.

## Light where you need it most

The rotating end-cap feature makes it easy to direct light to precisely where you want it. You can turn the lamp from -45° to +90°, ensuring maximum compatibility with the design of any luminaire you need to install. So you can optimize light distribution and use it to best effect where it's needed most.



Fluorescent PLC



CorePro LED PLC



Longer lifetime

10,000 Hrs



30,000 Hrs



69%

26W



8.5W

575 €

Savings / year

12 months

Payback period


Number of lamps	50
Burning hours per year	4,380 Hrs
Energy costs	0.12 Euro/kWh

Average buying price installer ex VAT / lamp	4 €	17.50 €
Total costs / year / lamp	19.80 €	7.97 €

Based on the European average of 12 cent/kW hours (including maintenance and lamp replacement cost)

> To find out how you could downsize your downlighting costs with LED, go to [www.philips.com/coreproledlamps](http://www.philips.com/coreproledlamps)

# Product specifications



## CorePro LED PLC



G24d-1/  
G24d-2 / G24d-3



G24q-1/  
G24q-2 / G24q-3



ROTATABLE  
(ROT)



3000 / 4000



NON-DIMMABLE



30.000 H



EEL



10 PACK



BEAM ANGLE  
120°

Product type	LED	Rotable end cap	Lumen output	Operation	Beam angle	CRI	Color temperature	Dimensions	EOC
<b>CorePro LED PLC</b>	<b>W</b>		<b>lm</b>		<b>°</b>		<b>K</b>	<b>mm</b>	<b>8718696</b>
<b>NEW</b> 4.5W 830 2P G24D-1	4,5	Yes	475	EM (2P)	120	80	3000		70659600
<b>NEW</b> 4.5W 840 2P G24D-1	4,5	Yes	500	EM (2P)	120	80	4000		70661900
<b>NEW</b> 4.5W 830 4P G24Q-1	4,5	Yes	475	HF (4P)	120	80	3000		70663300
<b>NEW</b> 4.5W 840 4P G24Q-1	4,5	Yes	500	HF (4P)	120	80	4000		70665700
6.5W 830 2P G24D-2	6,5	Yes	600	EM	120	80	3000	147x33	54127200
6.5W 840 2P G24D-2	6,5	Yes	650	EM	120	80	4000	147x33	54129600
8.5W 830 2P G24D-3	8,5	Yes	900	EM	120	80	3000	170x33	54123400
8.5W 840 2P G24D-3	8,5	Yes	950	EM	120	80	4000	170x33	54125800
6.5W 830 4P G24Q-2	6,5	Yes	600	HF	120	80	3000	140x33	54119700
6.5W 840 4P G24Q-2	6,5	Yes	650	HF	120	80	4000	140x33	54121000
9W 830 4P G24Q-3	9	Yes	900	HF	120	80	3000	163x33	54115900
9W 840 4P G24Q-3	9	Yes	950	HF	120	80	4000	163x33	54117300

