



PHILIPS



Maxos fusion

Retail and industry
lighting

Maxos fusion

Guaranteed performance,
thinking ahead



The future's bright **for LED**

As a light source, LEDs are the way to go. They save energy without compromising light quality, last a very long time and provide a platform for connected technologies. The technology brings new values and benefits, so the future's even brighter. Brighter in terms of a lower total cost of ownership (TCO), easier installation and maintenance, and outstanding quality of light.


Get connected

New lighting technologies are helping organizations to achieve their business objectives. These technologies range from wireless connectivity that brings lighting into the Internet of Things (IoT) to collecting and sharing real-time data about space usage and more. These data help optimize building management, and take the potential savings to an even higher level. So it's an exciting time for LED. Whatever the future holds, choose Philips and you can be sure your LED lighting is ready.

Introduction




02



04

Maxos fusion

Retail stores




06



08

Retail toolkit

StoreWise and Indoor positioning




10



14

Industrial spaces

Lighting performance



16



18

GreenWarehouse

Optics




20



22

Components

Ordering information



24



Introducing Maxos fusion

With more than 20 years' experience in trunking lighting, we understand the challenges you face and have developed solutions that help you overcome them. For example, Maxos LED is already the number one choice for many professional applications. And now, thanks to our continuous focus on innovation, we've developed a new architecture that gives you even more possibilities. The result is a unique LED solution that ensures you get the best out of your lighting infrastructure. Maxos fusion not only offers excellent quality of light, efficiency and freedom of positioning, it facilitates seamless integration with other technologies to enable you to optimize your operations and control and get more out of your lighting infrastructure.

Redefining the standard in trunking

In response to changing demands relating to quality of light, energy efficiency and being prepared for future developments, we've introduced Maxos fusion. The brand new architecture offers three key areas of improvement that have redefined the standard in trunking lighting.

Excellent quality of light

Our new range of application-tailored optics are designed to suit the specific requirements, measurements and dimensions of different spaces, shining light only where it's needed resulting in additional savings. Maxos fusion also provides uniform light distribution without any disturbing artefacts to create a pleasant environment with excellent visibility.

Reducing Total Cost of Ownership

Tailor-made optics make Maxos fusion far more efficient by providing light only where it's needed. You also have complete flexibility when positioning or repositioning your trunking lighting. There's no need to design layout around the existing lighting! These

outstanding characteristics plus the high efficacy of Maxos fusion offer a very attractive TCO in industrial and retail applications.

Seamless integration

Simplified integration into a lighting system also received attention. The trunking accommodates 13 wires so it can accommodate emergency lighting. And it's ready for connectivity, because Maxos fusion can be integrated into connected light management systems where luminaires are individually addressable. This means you can already take advantage of connected lighting or upgrade later if your business objectives change.



The right light for retail stores

In addition to helping you save on energy costs and improve sustainability, Maxos fusion gives you the power to design a store concept with customized ambience. Thanks to a family of fixtures – including spots and non-linears – you can direct light to where you want the shopper's attention to be.

Customize ambiances

Maxos fusion gives you the power to design a really creative store concept while helping you save on energy costs and improve your sustainability.

Merchandise sparkles

Our new range of optics has been specially designed to create beautiful ambiances in retail environments. The pleasant, diffuse light makes all the merchandise on display sparkle with quality. With a CRI of 80+ it brings out the best in every color and texture to enhance the store experience and ensure shoppers stay for longer. Maxos fusion provides comfortable light that is pleasant to the eye.

Flexible layouts

The adaptable new trunking system is fast to install, reposition and maintain. You have freedom to click the lighting unit along the line so it can be easily positioned and re-configured. With up to 13 wires, it can also handle all electrical emergency lighting schemes or can connect other technologies to enhance the store experience..

Furure-proof

Maxos fusion is also a carrier of connectivity. As the Internet of Things becomes an integral part of the retail, it is also ready to collect data and can also use the infrastructure to send data – even to your shoppers. The trunking is ready to be connected to lighting systems such as StoreWise to create dynamic lighting and increase savings further or Philips Indoor Positioning which brings the power of GPS right into your store.



Your own retail toolkit

Lighting with
consistent flexibility

Creating a consistent store image is easy with Maxos fusion. We've given you the option to combine our line lighting with a range of projectors, non-linear luminaires and linear modules. So you have the flexibility to use a wide range of luminaires, but still achieve a consistent family look and feel. You can make great use of this flexibility in such a dynamic environment as retail.



Maxos fusion
.....
Retail toolkit
.....



StoreWise

Modern lighting systems can do so much more than simply illuminate a space. That's why we've developed solutions like StoreWise. Not only is it economical and flexible thanks to LED technology, daylight integration and light control, but it also helps you to create a pleasant atmosphere, show off products in their best light and boost sales as a result.

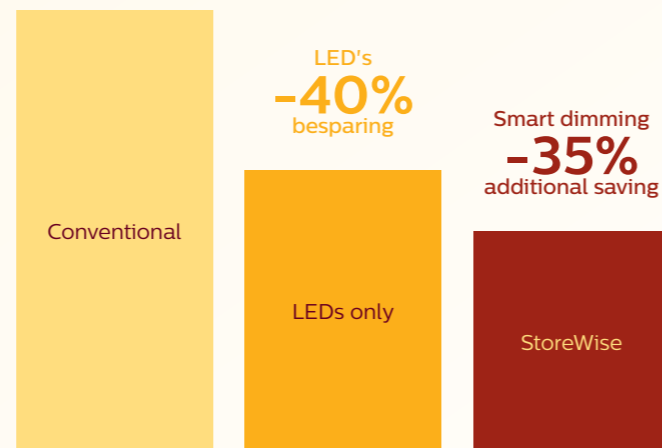


Save even more with StoreWise thanks to smart dimming.

- Create memorable shopper experience through the creation of zones and dynamic effects.
- Maximize energy saving using smart dimming.
- Adjust your lighting via an easy to use app interface.
- Future-proof platform, StoreWise can be easily integrated with an energy management system or other facility operations systems.

Daylight harvesting with skylights	15-20%	energy saving
Light Level preservation	10-15%	energy saving
Scheduling	10-15%	energy saving
Presence control (in staff-only area)	3-5%	energy saving

LED innovation continues



40% more energy efficient than conventional lighting
LED lifetime 50,000 burning hours compared to traditional lamps with 10,000 - 12,000 hours

Indoor positioning

Online shopping is becoming increasingly popular in retail. It's putting physical stores in a challenging position and omni channel shopping is now an emerging trend. Retailers need to adapt. For example in a large store it can sometimes be difficult to find your way around or to locate the product you want. It's the reason why 8 out of 10 smartphone shoppers use their mobile in-store to help with shopping.¹

Engage shoppers

Research shows that there is a significant opportunity for retailers to increase shopper engagement by offering truly relevant location-based services. They can also unlock the power of store apps and drive their usage.

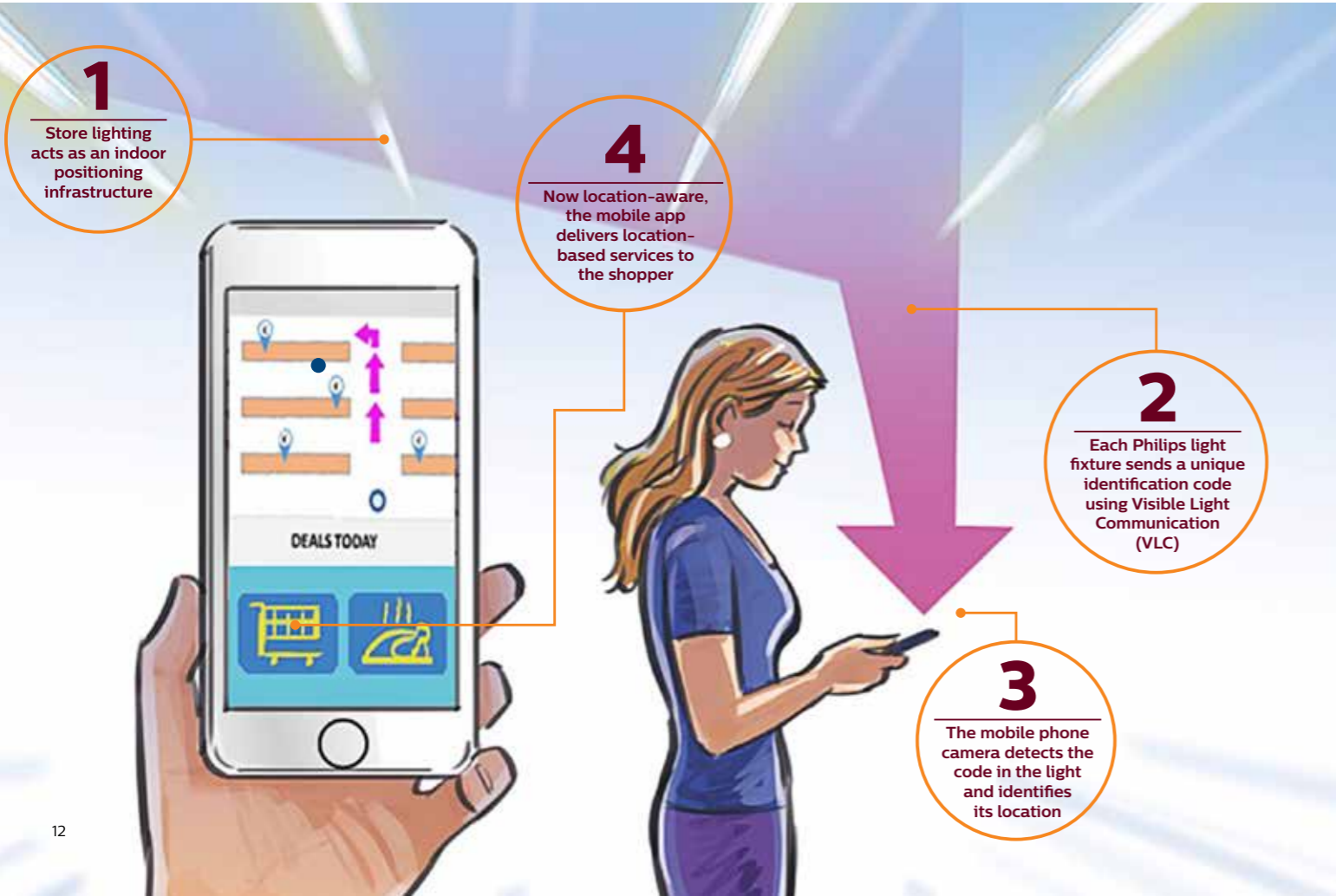
Make it easy to shop

In the grocery segment, shoppers prefer location-based services that help them catch good deals, add excitement and find products. And in the DIY segment, shoppers prefer services that help them to get the right product and get assistance and advice.

1. Google Shopper Marketing Council, 2014

How Indoor positioning works

Lighting is already installed everywhere people go inside, so it's natural to use the lighting system to create a positioning grid, rather than installing an entirely separate infrastructure. Philips indoor positioning does just this, using Philips visible light communications (VLC). With VLC, each fixture sends its own unique identifier to a shopper's smartphone, allowing the system to accurately pinpoint the shopper's location in the store.



Since VLC is embedded directly in Philips LED luminaires*, it requires no additional installation, maintenance, or power. The luminaires provide all of the benefits of LED-based illumination, including dramatic energy savings over conventional lighting systems, while also providing the infrastructure for delivering indoor

location-based services. Beside the LED fixtures the Philips indoor positioning system comes with an iOS and Android SDK and cloud service, which retailers or their application developers can use to embed positioning capabilities into their mobile apps.

*When ordering, please make sure the lighting fixtures including Maxos fusion are Indoor Positioning enabled.



The right light for industrial applications

Creating a safe environment is the first priority for industrial spaces. Now you can comply with industry regulations at the same time as maximizing the value of your investment with Maxos fusion.

Excellent TCO

If you're looking for a general lighting solution with excellent performance, Maxos fusion offers a high level of efficiency in application, great energy savings and minimum maintenance costs over a long and reliable lifetime.

Comply with regulations

Maxos fusion meets all the relevant norms for industry applications. It delivers high lux levels at the required color temperatures with a CRI of 80+ and complies with glare rating. Option to be connecting emergency lighting option, IP54 rate and the silicone free features provide you with a totally compliant lighting scheme.

Quality of light

The light distribution is highly uniform without artefacts. And thanks to the wide variety of optics you can direct the light to precisely where it is required.

Freedom of positioning

The adaptable new lighting system is fast to install, easy to reposition and maintain. You have full freedom to click the lighting unit along the line so it can be easily positioned and re-configured resulting in reduced downtime and the costs associated with layout changes. With up to 13 wires, it can also handle all electrical emergency lighting schemes.

GreenWarehouse ready

To get more out of your lighting, you can connect Maxos fusion to GreenWarehouse. enabling you to define your own lighting zones, set dimming levels and plan lighting patterns using motion sensors and lighting controls.



Food production

Maxos fusion complies with international food safety standards which means:

- Particles can't fall out of the Maxos fusion trunking and dust and moisture will not accumulate in the lighting unit, thus maintaining hygienic conditions.
- No loose components and no glass in the lighting installation for optimized food safety.
- Reduced power load compared to traditional systems (up to a factor of 2.5) ensures food production processes are not influenced by the lighting installation.
- Easy to clean lighting equipment.

Automotive

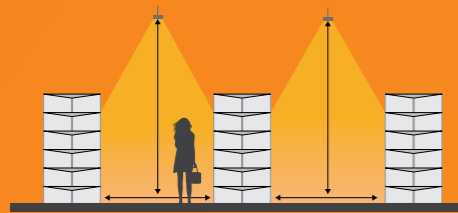
- Flexibility is key in the automotive industry. If the assembly line needs to be rearranged, the Maxos fusion lighting can be adapted in a minute.
- Maxos fusion prevents glare, resulting in motivated employees with higher productivity and no complaints.
- Impact resistance and dust/water tightness are required along the assembly lines. The optional IP54 solution combines them both, resulting in a sturdy and reliable lighting solution.
- Maxos fusion is silicone free, meeting specific demands in the automotive industry and preventing issues in the surface coating processes.

Warehouse and logistics

- Maxos fusion offers a high degree of flexibility to mount and reposition luminaires anywhere along the line. This accommodates tenant changes or change in usage very easily.
- Appropriate optics for areas with very high ceilings and narrow aisles provides the right lighting for employees and creates excellent visibility, and a safe environment in any type of warehouse.

Lighting performance

We've created a range of optics that are specifically designed for different applications and geometries including wide, medium, narrow, asymmetric, 4 double-asymmetric versions and diffuse. This allows you to tailor the ambience to your exact requirements, from creating strong shelf attraction to creating a uniform light with mild contrast between the horizontal and vertical planes. And depending on the height of the ceiling we also have the ideal option to create excellent visibility and provide a safe and pleasant environment for warehouse workers.




Recommended optics in retail stores*	Mounting height [m]	Aisle width [m]					Contrast on vertical shelf (shelf < 2.2m):	Horizontal illuminance
		1.6	1.8	2.0	2.2	2.4		
	4.8	NB	NB	MB	DA25N	DA25N	DA45 ↑ +	NB ↑ +
	3.6	DA25N WB	DA25N WB	DA25N WB	DA25N	DA25N	DA35W	MB
	3.2	WB	DA25W DA25N WB	DA25W DA25N WB	DA25W DA25N	DA25W DA25N	DA25W	WB
	2.8	DA25W DA25N WB	DA25W DA25N WB	DA45 DA35W DA25W	DA45 DA35W	DA45 DA35W	DA25N	DA25N
	2.6	DA25W WB	DA35W DA25W WB	DA45 DA35W WB	DA45	DA45	WB	DA25W
							MB	DA35W
							NB	DA45 ↓ -

*Depending on space dimensions

Lighting design considerations Indoor Positioning.


If you choose for a cross wise / perpendicular, please respect the following maximum edge to edge distance between the trunking lines.



Cross-wise the displays

Mounting height [m]	Recommended max. edge-to-edge trunking spacing [cm]
3.30	205
3.50	223
3.80	250
4.00	268
4.50	313
5.00	357
5.75	424

In case of the parallel design this maximum distance rule does not apply.





Mounting height [m]	Compatible panel length		Required optical separation [cm]
	1.15m units	2.3m units	
3.30	yes	no	3
3.50	yes	no	3
3.80	yes	yes	3
4.00	yes	yes	3
4.50	yes	yes	3
5.00	yes	yes	3
5.75	yes	yes	5

For all circumstances there is also a minimum and distance to be respected between the lighting elements. We call this optical separation and depending on the mounting height, the longer panel lengths should not be used.



For a full conclusive analysis of your specific situation, please consult your lighting designer.



Recommended optics in open spaces*	Illuminance [lux]	Mounting height of light line [m]				
		3	6	9	12	15
	750	WB	MB	MB	NB	NB
	500	WB	MB	MB	NB	NB
	300	WB	WB	MB	MB	NB
	200	WB PCO	WB	WB	MB	NB

*Depending on space dimensions

Recommended optics in warehouses*	Illuminance [lux]	Mounting height of light line [m]			
		3	6	9	12
	300	WB	MB	NB	NB
	200	WB	MB	NB	NB
	150	WB	MB	NB	NB

*Depending on space dimensions

GreenWarehouse

Use light to transform your business



Maxos fusion

GreenWarehouse

“

Movement detection is **integrated into the fittings**, and **light intensity can be easily reconfigured**.

That's a big advantage.”

Anders Vaernholt, Infrastructure Manager,
Gothenburg Ro/Ro Terminal AB

Control your space with light

GreenWarehouse can be tailored to meet the exact needs of your business:

- A choice of energy-efficient LED luminaires.
- Wireless controls for easy operation.
- Plug & play for easy installation.
- Motion sensors for presence detection.
- Dimmable to 10% for extra economy.
- Suitable for all environments including open areas, racking and cold storage.




Benefit from GreenWarehouse

Thanks to their long lifetime and low energy use, LEDs are already highly attractive to energy-intensive businesses. Controllable, dimmable, and with the option of presence detection, LEDs unlock energy savings and eliminate inefficiencies to create instant value.

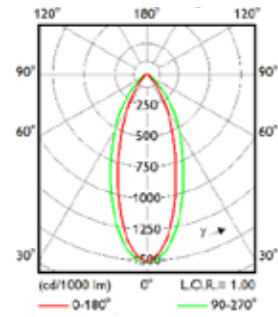
Choose Maxos fusion and you can also benefit from GreenWarehouse - a future-proof and flexible lighting system that lets you control your space with light. GreenWarehouse enables you to define your own lighting zones, set dimming levels and plan lighting patterns using motion sensors and lighting controls. That means you can create an environment that suits the exact needs of your business. And it's quick and easy to do.

Thanks to 'plug and play' installation, you're ready to go with the minimum of fuss.

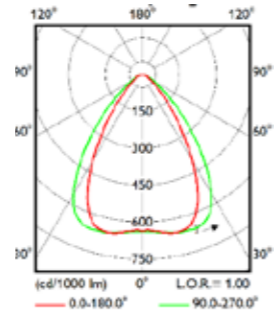


A complete range of application-tailored optics

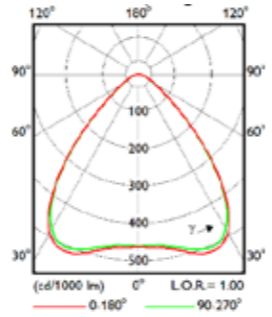
NB (Narrow beam)



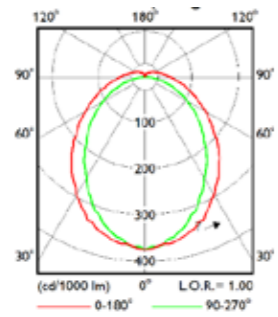
MB (Medium beam)



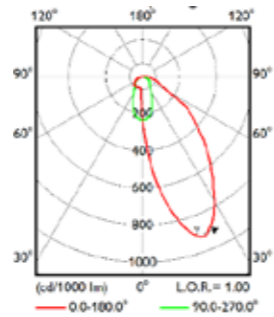
WB (Wide beam)



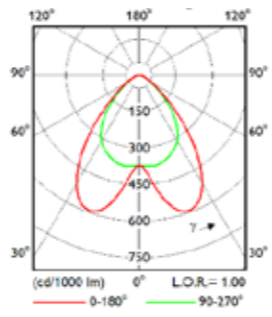
PCO (Polycarbonate Cover Opal)



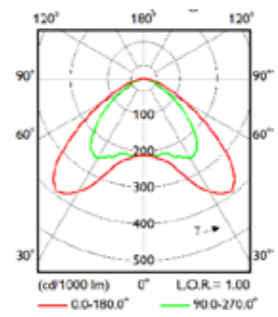
A20 (Asymmetric beam)



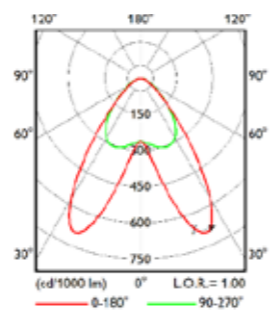
DA25W (Double asymmetric Wide)




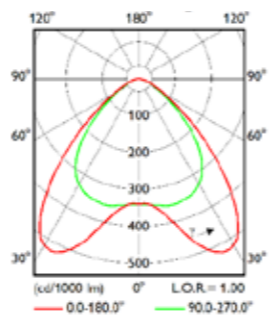
DA25N (Double asymmetric Narrow)



DA35W (Double asymmetric Wide)



DA45 (Double asymmetric)



Components System overview

This diagram provides an overview of the components available for the Maxos fusion trunking system. The vertical columns refer to system configurations. The horizontal columns indicate the choice of specific types of components.



SUSPENSION BRACKETS

in black, silver and white



CB-CH: Chain bracket, adjustable **CDS:** Cable duct suspension **MB-SW:** Mounting bracket suspension wire **PB:** Profile bracket **SMB:** Surface mounting bracket

TRUNKINGS

in black, silver and white

7 wires



Options

6x2.5 mm for 7 wire option
12x2.5 mm for 13 wire option
IP 54 (optional)

13 wires



PANELS

in black, silver and white



Flat optics:
(NB, MB, WB, A20, DA25W, DA25N, DA35W, DA45; VNB, VWB at later stage)
PCO
IP54 optional



ADDITIONAL PRODUCTS

in black, silver and white (SPA & SW silver only)

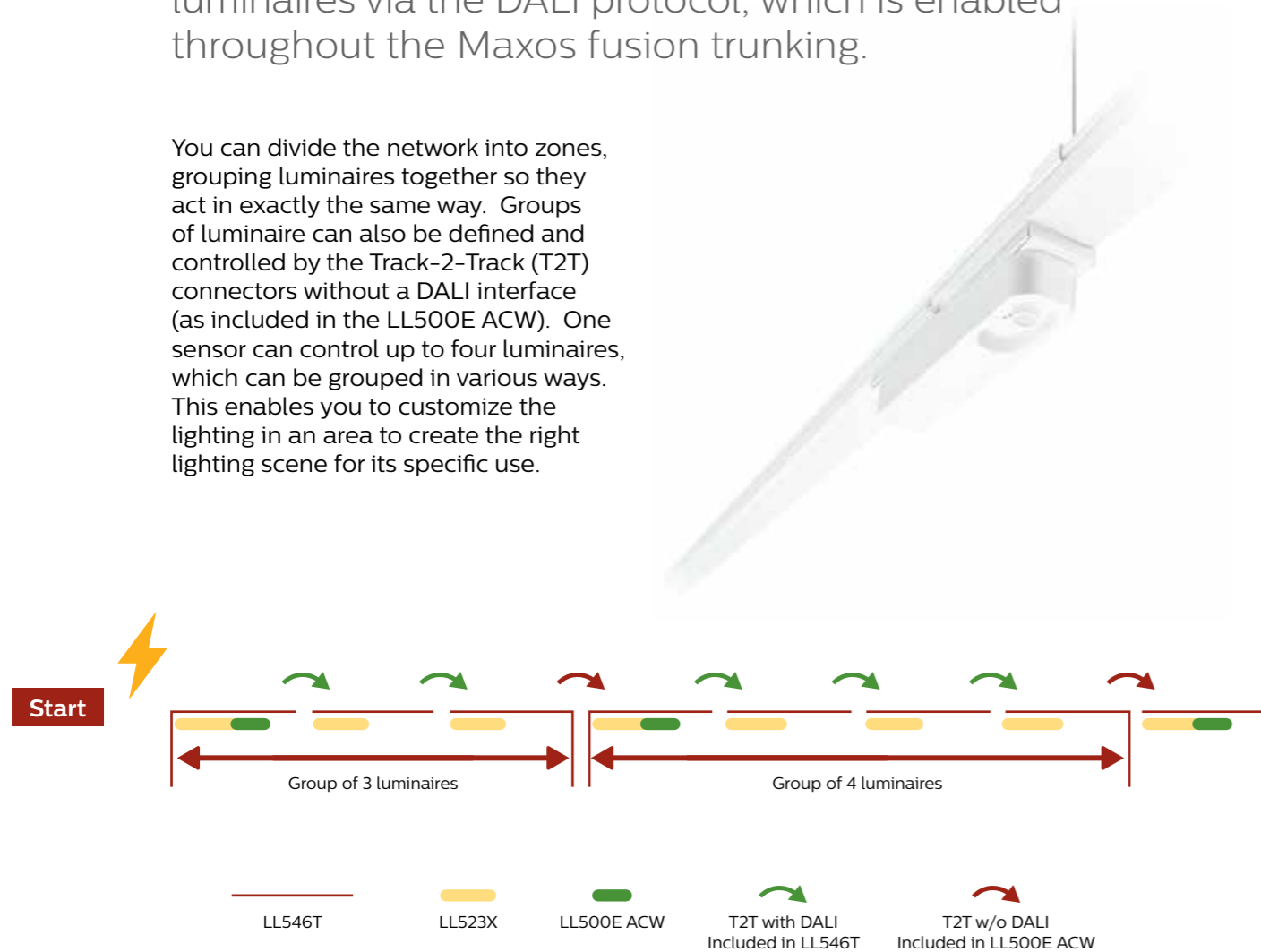


LL500Z 2xEP CU: Starter kit **CPE:** External coupling piece **CD:** Cable duct **SPA:** Spring attachment **SW:** Suspension wire

System specifications

So how does it work in practice? The GreenWarehouse sensor is shown in green in the diagram below (LL500E ACW). It communicates with multiple luminaires via the DALI protocol, which is enabled throughout the Maxos fusion trunking.

You can divide the network into zones, grouping luminaires together so they act in exactly the same way. Groups of luminaire can also be defined and controlled by the Track-2-Track (T2T) connectors without a DALI interface (as included in the LL500E ACW). One sensor can control up to four luminaires, which can be grouped in various ways. This enables you to customize the lighting in an area to create the right lighting scene for its specific use.



Trunking

Trunk rail IP20			
Family code	Length (m)	Circuit	Color
LL512T	1,15	7	White, WH (RAL9003)
LL523T	2,30	* 9	Silver, SI (RAL9006)
LL546T	4,60	13	Black, BK (RAL9004)

Trunk rail IP54			
Family code	Length (m)	Circuit	Color
LL623T	2,30	7	White, WH (RAL9003)
LL646T	4,60	13	

Wiring selection

Specification	Trunk	Panel	PE	N	7W					13W					
					Upper level track					Lower level track					
					L1	L2	L3	4	5	6	7	8	9	10	11
Standard PSD	7W	7	●	●	←	●	→	●	●						
EL Decentral: ELP, 1/3h, 600lm/300lm EL Central: PSED	13W *	9	●	●	←	●	→	●	●	●	●				
EL as above Extra: redundant EL or EL DALI feedback	13W	13	●	●	←	●	→	●	●	●	●	●	●	←	●

* = at later stage 9W

4: default assigned to DA+
5: default assigned to DA-

In case of 9W, poles 6&7 are assigned for emergency lighting (ELP or PSED)
EL wires come as fly-wire
In total four electrical contacts to be assigned on-site"

Electrical units

Linear panel IP20								
Family code	Lumen flux	CCT	Driver	Controls	Optics	Emergency lighting	Circuit option	Color
LL512X	3100	830	PSD	CLO	WB			White, WH (RAL9003)
	5000	** 835	PSED	VLC	MB		7 (optimized for 7W trunk) ** 9 (optimized for 9W trunk) 13 (optimized for 13W trunk)	Silver, SI (RAL9006)
	6150	840			NB			Black, BK (RAL9004)
LL523X		850			DA25N	LL523X only		
	6200	865			DA25W	ELP1		
	10 000	** 930			DA35W	ELP3		
	12 300	** 940			DA45	ELD1		
					A20	ELD3		
					** VNB			
					** VWB			
					PCO			

CLO = Constant Light Output
 VLC = Visual Light Communication (indoor positioning, Yellow Dot compliant)
 PSED = designed for central emergency lighting
 ELP = Pro version (standard emergency)
 ELD = DALI feedback
 EL.1 = 1hr 600lm
 EL.3 = 3hrs 300lm
 ** = at later stage

Linear panel IP54								
Family code	Lumen flux*	CCT	Driver	Controls	Optics	Emergency lighting	Circuit option	Color
LL612X	3100	830	PSD	CLO	WB		7 (optimized for 7W trunk)	White, WH (RAL9003)
	5000	** 835	PSED		MB		** 9 (optimized for 9W trunk)	
	6150	840			NB		13 (optimized for 13W trunk)	
LL623X		850			DA25N	LL623X only		
	6200	865			DA25W	ELP1		
	10000	** 930			DA35W	ELP3		
	12300	** 940			DA45	ELD1		
					A20	ELD3		
					** VNB			
					** VWB			

CLO = Constant Light Output
 PSED = designed for central emergency lighting
 ELP = Pro version (standard emergency)
 ELD = DALI feedback
 EL.1 = 1hr 600lm
 EL.3 = 3hrs 300lm
 * = due to IP54 up to 10% less
 ** = at later stage

Ordering table

Length trunking line (m)	Trunking unit			Linear panel		Emergency lighting		
	LL512T	LL523T	LL546T	LL512X	LL523X	LL500Z CPE	LL500Z CB-CH / MB-SW	LL500Z 2xEP CU
1,15	1			1			2	1
2,30		1			1		2	1
3,45	1	1		1	1	1	3	1
4,60			1		2		2	1
5,75	1		1	1	2	1	3	1
6,90		1	1		3	1	3	1
8,05	1	1	1	1	3	2	4	1
9,20			2		4	1	3	1
10,35	1		2	1	4	2	4	1
11,50		1	2		5	2	4	1
12,65	1	1	2	1	5	3	5	1
13,80			3		6	2	4	1
14,95	1		3	1	6	3	5	1
16,10		1	3		7	3	5	1
17,25	1	1	3	1	7	4	6	1
18,40			4		8	3	5	1
19,55	1		4	1	8	4	6	1
20,70		1	4		9	4	6	1
21,85	1	1	4	1	9	5	7	1
23,00			5		10	4	6	1
24,15	1		5	1	10	5	7	1
25,30		1	5		11	5	7	1
26,45	1	1	5	1	11	6	8	1
27,60			6		12	5	7	1
28,75	1		6	1	12	6	8	1
29,90		1	6		13	6	8	1
31,05	1	1	6	1	13	7	9	1
32,20			7		14	6	8	1
33,35	1		7	1	14	7	9	1
34,50		1	7		15	7	9	1
35,65	1	1	7	1	15	8	10	1
36,80			8		16	7	9	1
37,95	1		8	1	16	8	10	1
39,10		1	8		17	8	10	1
40,25	1	1	8	1	17	9	11	1
41,40			9		18	8	10	1
42,55	1		9	1	18	9	11	1
43,70		1	9		19	9	11	1
44,85	1	1	9	1	19	10	12	1
46,00			10		20	9	11	1
47,15	1		10	1	20	10	12	1
48,30		1	10		21	10	12	1
49,45	1	1	10	1	21	11	13	1
50,60			11		22	10	12	1

Overview of required components for continuous line configuration

To ensure IP54 on system level the next configurations are foreseen.
Contact Philips Lighting in case of alternatives.

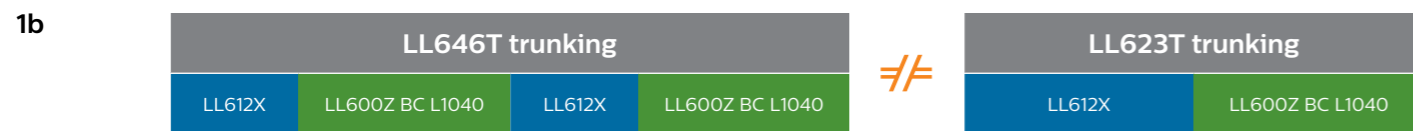
- Trunking
- Panels
- Blind covers

Option 1

This line starts with a linear panel IP54 and alternates with IP54 blind covers.
Trunking LL646T and LL623T can be combined in one line



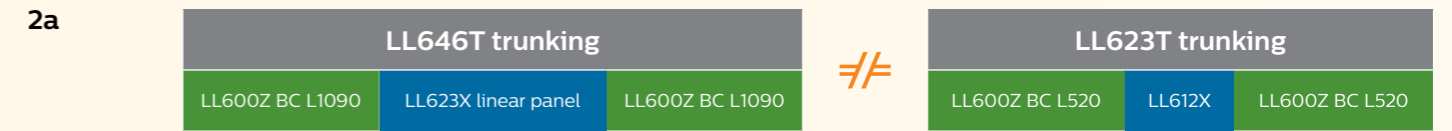
Length trunking line (m)	Trunking unit		Linear panel		Blind covers LL600Z BC				Required accessories		
	LL623T	LL646T	LL612X	LL623X	520	1040	1090	2180	LL500Z CPE	LL500Z CB-CH / MB-SW	LL500Z 2xEP CU
2,30	1		1			1				2	1
4,60		1		1				1		2	1
6,90	1	1	1	1		1		1	1	3	1
9,20		2		2				2	1	3	1
11,50	1	2	1	2		1		2	2	4	1
13,80		3		3				3	2	4	1
16,10	1	3	1	3		1		3	3	5	1
18,40		4		4				4	3	5	1
20,70	1	4	1	4		1		4	4	6	1
23,00		5		5				5	4	6	1
25,30	1	5	1	5		1		5	5	7	1



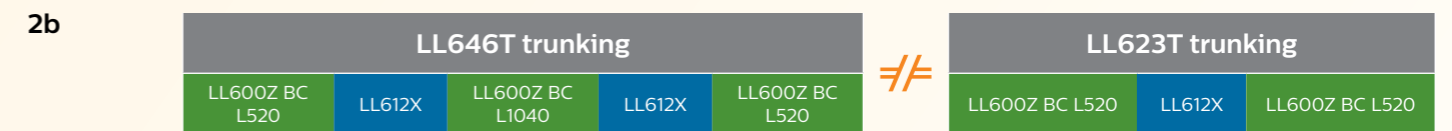
Length trunking line (m)	Trunking unit		Linear panel		Blind covers LL600Z BC				Required accessories		
	LL623T	LL646T	LL612X	LL623X	520	1040	1090	2180	LL500Z CPE	LL500Z CB-CH / MB-SW	LL500Z 2xEP CU
2,30	1		1			1				2	1
4,60		1	2			2				2	1
6,90	1	1	3			3			1	3	1
9,20		2	4			4			1	3	1
11,50	1	2	5			5			2	4	1
13,80		3	6			6			2	4	1
16,10	1	3	7			7			3	5	1
18,40		4	8			8			3	5	1
20,70	1	4	9			9			4	6	1
23,00		5	10			10			4	6	1
25,30	1	5	11			11			5	7	1

Option 2

This line starts with an IP54 blind cover and alternates with IP54 linear panels.
Trunking LL646T and LL623T can be combined in one line



Length trunking line (m)	Trunking unit		Linear panel		Blind covers LL600Z BC				Required accessories		
	LL623T	LL646T	LL612X	LL623X	520	1040	1090	2180	LL500Z CPE	LL500Z CB-CH / MB-SW	LL500Z 2xEP CU
2,30	1		1		2					2	1
4,60		1		1			2			2	1
6,90	1	1	1	1	2		2		1	3	1
9,20		2		2			4		1	3	1
11,50	1	2	1	2	2		4		2	4	1
13,80		3		3			6		2	4	1
16,10	1	3	1	3	2		6		3	5	1
18,40		4		4			8		3	5	1
20,70	1	4	1	4	2		8		4	6	1
23,00		5		5			10		4	6	1
25,30	1	5	1	5	2		10		5	7	1



Length trunking line (m)	Trunking unit		Linear panel		Blind covers LL600Z BC				Required accessories		
	LL623T	LL646T	LL612X	LL623X	520	1040	1090	2180	LL500Z CPE	LL500Z CB-CH / MB-SW	LL500Z 2xEP CU
2,30	1		1		2					2	1
4,60		1	2		2	1				2	1
6,90	1	1	3		4	1			1	3	1
9,20		2	4		4	2			1	3	1
11,50	1	2	5		6	2			2	4	1
13,80		3	6		6	3			2	4	1
16,10	1	3	7		8	3			3	5	1
18,40		4	8		8	4			3	5	1
20,70	1	4	9		10	4			4	6	1
23,00		5	10		10	5			4	6	1
25,30	1	5	11		12	5			5	7	1

Ordering information and European Ordering Codes

Trunk rail	
Trunkings IP20	EOC
LL512T 7 WH	639736799
LL512T 13 WH	639737499
LL523T 7 WH	639738199
LL523T 13 WH	639739899
LL546T 7 WH	639740499
LL546T 13 WH	639741199
LL512T 7 SI	639742899
LL512T 13 SI	639743599
LL523T 7 SI	639744299
LL523T 13 SI	639745999
LL546T 7 SI	639746699
LL546T 13 SI	639747399
LL512T 7 BK	639748099
LL512T 13 BK	639749799
LL523T 7 BK	639750399
LL523T 13 BK	639751099
LL546T 7 BK	639752799
LL546T 13 BK	639753499

Trunkings IP54	EOC
LL623T 7 WH	639757299
LL623T 13 WH	639758999
LL646T 7 WH	639759699
LL646T 13 WH	639755899

Accessories	
Mounting accessories	EOC
LL500Z SMB WH	637448199
LL500Z SMB SI	637449899
LL500Z SMB BK	637450499
LL500Z CB-CH WH	637451199
LL500Z CB-CH SI	637452899
LL500Z CB-CH BK	637453599
LL500Z MB-SW WH	637457399
LL500Z MB-SW SI	637458099
LL500Z MB-SW BK	637459799
LL500Z MB-SW2 L5000 WH	637460399
LL500Z MB-SW2 L5000 SI	637461099
LL500Z MB-SW2 L5000 BK	637462799
LL500Z SW2 L1250	637476499
LL500Z SW2 L3000	637477199
LL500Z SW2 L5000	637478899
LL500Z PB WH	637454299
LL500Z PB SI	637455999
LL500Z PB BK	637456699

Mechanical accessories	EOC
LL500Z CPE WH	638329200
LL500Z CPE SI	638330800
LL500Z CPE BK	638331500
LL500Z BC L2300 WH	638354400
LL500Z BC L2300 SI	638355100
LL500Z BC L2300 BK	638356800
LL500Z SPA-CD	637463499
LL500Z BC L1150 WH	934806900
LL500Z BC L1150 SI	934807600
LL500Z BC L1150 BK	934808300
LL500Z BC L570 WH	934809000
LL500Z BC L570 SI	934555600
LL500Z BC L570 BK	934556300
LL500Z BC L285 WH	934557000
LL500Z BC L285 SI	934558700
LL500Z BC L285 BK	934559400
LL500Z SPA-CD	637463499

Electrical accessories	EOC
LL500Z 2xEP CU WH	637444399
LL500Z 2xEP CU SI	637445099
LL500Z 2xEP CU BK	637446799
LL500Z CM L400 WH	638319300
LL500Z CM L400 SI	638320900
LL500Z CM L400 BK	638321600
LL500Z CM L595 WH	638326100
LL500Z CM L595 SI	638327800
LL500Z CM L595 BK	638328500
LL500E ACW	638373500
LL500E IPT-CG	637479599

Cable duct accessories	EOC
LL500Z CDS WH	637473399
LL500Z CDS SI	637474099
LL500Z CDS BK	637475799
LL512Z CD WH	637464199
LL512Z CD SI	637465899
LL512Z CD BK	637466599
LL523Z CD WH	637467299
LL523Z CD SI	637468999
LL523Z CD BK	637469699
LL546Z CD WH	637470299
LL546Z CD SI	637471999
LL546Z CD BK	637472699

XLT coupling pieces	EOC
LL500Z CPX WH	934560000
LL500Z CPX SI	934561700
LL500Z CPX BK	934562400
LL500Z CPL WH	934563100
LL500Z CPL SI	934564800
LL500Z CPL BK	934565500
LL500Z CPT WH	934566200
LL500Z CPT SI	934567900
LL500Z CPT BK	934568600

Below are standard codes, other options are configurable; please contact Philips Lighting representative

Linear panels	
Linear panels IP20	EOC
LL512X LED61S/830 PSD WB 7 WH	933221100
LL512X LED61S/830 PSD DA25N 7 WH	933223500
LL512X LED61S/830 PSD A20 7 WH	933225900
LL512X LED50S/830 PSD DA25W 7 VLC BK	934272200
LL512X LED50S/830 PSD A20 7 VLC BK	934273900
LL512X LED31S/840 PSD PCO 7 WH	638411400
LL512X LED50S/840 PSD PCO 7 WH	638412100
LL512X LED61S/840 PSD PCO 7 WH	638413800
LL512X LED31S/840 PSED PCO 7 WH	638417600
LL512X LED50S/840 PSED PCO 7 WH	638418300
LL512X LED61S/840 PSED PCO 7 WH	638419000
LL512X LED31S/840 PSD WB 7 WH	638420600
LL512X LED50S/840 PSD WB 7 WH	638421300
LL512X LED61S/840 PSD WB 7 WH	638422000
LL512X LED31S/840 PSED WB 7 WH	638426800
LL512X LED50S/840 PSED WB 7 WH	638427500
LL512X LED61S/840 PSED WB 7 WH	638428200
LL512X LED31S/840 PSD MB 7 WH	638429900
LL512X LED50S/840 PSD MB 7 WH	638430500
LL512X LED61S/840 PSD MB 7 WH	638431200
LL512X LED31S/840 PSD NB 7 WH	638435000
LL512X LED50S/840 PSD NB 7 WH	638436700
LL512X LED61S/840 PSD NB 7 WH	638437400
LL512X LED31S/840 PSD DA35W 7 WH	638441100
LL512X LED50S/840 PSD DA35W 7 WH	638442800
LL512X LED61S/840 PSD DA35W 7 WH	638443500
LL512X LED31S/840 PSD DA25W 7 WH	638447300
LL512X LED50S/840 PSD DA25W 7 WH	638448000
LL512X LED61S/840 PSD DA25W 7 WH	638449700
LL512X LED31S/840 PSD DA25N 7 WH	638453400
LL512X LED50S/840 PSD DA25N 7 WH	638454100
LL512X LED61S/840 PSD DA25N 7 WH	638455800
LL512X LED31S/840 PSD A20 7 WH	638459600
LL512X LED50S/840 PSD A20 7 WH	638460200
LL512X LED61S/840 PSD A20 7 WH	638461900
LL512X LED31S/840 PSD WB 7 SI	638465700
LL512X LED50S/840 PSD WB 7 SI	638466400
LL512X LED61S/840 PSD WB 7 SI	638467100
LL512X LED31S/840 PSD WB 7 BK	638471800
LL512X LED50S/840 PSD WB 7 BK	638472500
LL512X LED61S/840 PSD WB 7 BK	638473200
LL523X LED123S/830 PSD WB 7 WH	933220400
LL523X LED123S/830 PSD DA25N 7 WH	933222800
LL523X LED123S/830 PSD A20 7 WH	933224200
LL523X LED123S/840 PSD WB 13 ELD3 WH	934388000

Linear panels	
Linear panels IP20	EOC
LL523X LED62S/840 PSD PCO 7 WH	638414500
LL523X LED100S/840 PSD PCO 7 WH	638415200
LL523X LED123S/840 PSD PCO 7 WH	638416900
LL523X LED62S/840 PSD WB 7 WH	638423700
LL523X LED100S/840 PSD WB 7 WH	638424400
LL523X LED123S/840 PSD WB 7 WH	638425100
LL523X LED62S/840 PSD MB 7 WH	638432900
LL523X LED100S/840 PSD MB 7 WH	638433600
LL523X LED123S/840 PSD MB 7 WH	638434300
LL523X LED62S/840 PSD NB 7 WH	638438100
LL523X LED100S/840 PSD NB 7 WH	638439800
LL523X LED123S/840 PSD NB 7 WH	638440400
LL523X LED62S/840 PSD DA35W 7 WH	638444200
LL523X LED100S/840 PSD DA35W 7 WH	638445900
LL523X LED123S/840 PSD DA35W 7 WH	638446600
LL523X LED62S/840 PSD DA25W 7 WH	638450300
LL523X LED100S/840 PSD DA25W 7 WH	638451000
LL523X LED123S/840 PSD DA25W 7 WH	638452700
LL523X LED62S/840 PSD DA25N 7 WH	638456500
LL523X LED100S/840 PSD DA25N 7 WH	638457200
LL523X LED123S/840 PSD DA25N 7 WH	638458900
LL523X LED62S/840 PSD A20 7 WH	638462600
LL523X LED100S/840 PSD A20 7 WH	638463300
LL523X LED123S/840 PSD A20 7 WH	638464000
LL523X LED62S/840 PSD WB 7 SI	638468800
LL523X LED100S/840 PSD WB 7 SI	638469500
LL523X LED123S/840 PSD WB 7 SI	638470100
LL523X LED62S/840 PSD WB 7 BK	638474900
LL523X LED100S/840 PSD WB 7 BK	638475600
LL523X LED123S/840 PSD WB 7 BK	638476300

Linear panels IP54	EOC
LL612X LED61S/840 PSD WB 7 WH	38494700
LL612X LED61S/840 PSD MB 7 WH	38495400
LL612X LED61S/840 PSD NB 7 WH	38496100
LL623X LED123S/840 PSD WB 7 WH	38497800
LL623X LED123S/840 PSD MB 7 WH	38498500
LL623X LED123S/840 PSD NB 7 WH	38499200

Mechanical accessories IP54	EOC
LL600Z BC L520 WH	933803900
LL600Z BC L1040 WH	934103900
LL600Z BC L1090 WH	934203600
LL600Z BC L2180 WH	934805200

