



PHILIPS

LED lamps



Guess how or **know-how?**

Professional LED lamps catalog
Quarter 3 / 2017

**REAL
PROs
REAL
QUALITY**

2017
September

Why choose Philips for LED lamps

An **LED light** for every need, from the **world leader** in lighting

BEST product

Our LED lamps provide you with:

- **Unbeatable quality**
Industry-leading quality and reliability ensure our lights keep their output and light quality over the full 50,000-hour warranted lifetime.
- **Easy installation**
Compatible with most dimmers and transformers for easy installation, retaining their full specifications and lifetimes for lowest Total Cost of Ownership.
- **Best in class dimming**
Wherever you want people to relax and feel comfortable, we have lamps that give a warmer, more welcoming light. The innovative driver design ensures compatibility with a broad range of dimmer types.

Note:

For the full dimmer and transformer compatibility list please visit:

<http://www.lighting.philips.com/main/products/ledlamps>

For warranty document please visit

<http://www.lighting.philips.com/main/support/support/warranty.html>

BEST partner

Close cooperation with Philips before, during, and after projects:

“They really managed to satisfy our needs well. They really have cared a lot and showed a lot of commitment ...”

Technical consulting and intense customer support:

“Quick and competent responses to questions”

Close cooperation with local wholesalers was a key element of assuring on-time product availability:

“Philips is flexible to offer different delivery options”

BEST portfolio

Philips offers the right lamp for every application.

Our LED tubes offer best in class lighting and ultimate compatibility. SceneSwitch allows you to switch light settings without switching bulbs. And LEDs with a warm glow dimming effect offer warm tones of traditional lamps.


Philips LED lamps EU warranty policy

LED tube	Years	Total Warranty Hours
MASTER	5	43,800
CorePro	3	20,000

HID Replacement LED lamps	Years	Total Warranty Hours
TrueForce	5	21,900
CorePro	3	20,000

LED lamps	Years	Total Warranty Hours
MASTER	5	20,000
MASTER Value	5	20,000
CorePro	2	8,000
Classic LED	2	8,000

Content



New product introductions:

MASTER LEDtube T5 InstantFit HF HE



600/1200/1500 mm

- Reduced operational cost thanks to lower energy consumption
- Lower maintenance cost thanks to 2-3 times longer lifetime than normal fluorescent tubes.
- Fastest and easiest way to upgrade existing luminaire to LED technology
- 100%- safe installation process

MASTER LEDtube T8 food



EM

900/1200/1500 mm



HF

1200 mm

- Spectral distribution fine tuned to emphasize deep red colors such as those of meat and poultry
- Reduced operational cost thanks to lower energy consumption
- Lower maintenance cost thanks to 2-3 times longer lifetime than normal fluorescent tubes
- Fastest and easiest way to upgrade to LED technology
- 100%- safe installation process

New product introductions:

CorePro PL-C intro's



PLL HF 36W replacement 4P
830/840/865

- Reduced operational cost thanks to lower energy consumption than conventional PLL lamps
- Lower maintenance cost thanks to 2-3 times longer lifetime than conventional lamps
- Simple lamp for lamp replacement
- Re-using the existing fixture without major modifications, using a similar PLL form-factor
- Fastest and easiest way to upgrade existing luminaires to LED technology



PLC 6.5W
2 & 4 pin
830/840



PLC 9W
4 pin
830/840



PLC 8.5W
2 pin
830/840

- Reduced operational cost thanks to lower energy consumption than conventional PLC lamps
- Lower maintenance cost thanks to 2-3 times longer lifetime than conventional lamps
- Simple lamp for lamp replacement
- Re-using the existing fixture without major modifications, using a similar PLC form-factor
- Fastest and easiest way to upgrade existing luminaires to LED technology

New product introductions:

MASTER LED spot intro's



35W D	43W D
24/36/60D	24/36D
927/930/940	927/930/940

- Create warm and comfortable ambience
- Interior decor, furnishing and fabrics look great
- Hassle-free retrofit solution with more efficient in use for sustainability

MASTER VALUE LED spot intro's



80W	600lm
36D	120D
830/840/865	830/840/865

- Perfect replacement for traditional GU10 lamps which are banned per September 2016 by ErP directive.
- Best mimic of a halogen spot for atmosphere creation

35W	50W
36/60D	36/60D
827/830/840	827/830/840

- Up to 80% energy saving compared with halogen lamp
- Broad compatibility with transformers
- Retrofittable with low-voltage MR16 halogen lamps with GU5.3 socket
- No UV and Cool Beam (no IR), making suitable for illuminating heat-sensitive objects (food, organic materials, paintings etc.)

New product introductions:

MASTER LED spot PAR



50W
25/40D
DIM
827/830/840



75W
25D
DIM
827/830/840



60W
25D
ND
827



100W
25D
DIM
827

- Up to 80% energy saving compared to halogen lamps
- Retrofitable and compatible with existing fixtures with E27 holder
- Lower maintenance costs

New product introductions:

CorePro LED spot intro's



25W	35W	50W	65W
36D	36D	36D	36D
827/830/840	827/830/840	827/830/ 840/865	830



20W	35W	50W
36D	36D	36D
827	827/840	827/830/840



20W ND
24D
827

- Warm white light
- Up to 80% energy saving compared with halogen lamps
- Lower maintenance costs

- Up to 80% energy saving compared with halogen lamps
- Lower maintenance costs
- Broad compatibility with transformers

New product introductions:

CorePro Specials LED spot intro's



60W – 78mm
ND
830/840



120W – 118mm
D
830/840



25W
ND
827/830



35W
ND
827/830

- White light
- Up to 90% energy saving compared to standard halogen lamps
- Lower maintenance costs
- Highly focused beam for a clearly defined beam spread

New product introductions:

MASTER LED bulb intro's



40/60W DT FR
B22 / E27
922-927



40/60W DT CL
B22 / E27
822-827



60W DT CL
B22 / E27
822-827



25W DT CL
B22
822-827

- Easy (retrofit) replacement ideal for general lighting applications
- Unique design and light effect that mimics the light quality of incandescent lamps
- Up to 80% energy saving compared with traditional incandescent lamps

New product introductions:

Classic LED bulb intro's



40W/60W
ND E27
8840/865



75W/100W
ND E27
827/840/865



14W ND
Gold A60



25W ND
Gold ST64



25W ND
Gold G93

Available
in October
2017

- Around 90% energy saving
- Very long lifetime that reduces the need for replacement
- Easy replacement of classic conventional lamps

New product introductions:

CorePro LED bulb intro's



120W FR A67
2700/4000/6500



150W FR A80
2700/4000/6500



60 W ND
FR E14/E27 P48, E14
B38827/840/865

- With a pure and elegant design, this bulb is the perfect replacement for your matted incandescent bulbs.
- Up to 80% energy saving
- Lower maintenance costs

New product introductions:

Classic luster and candles intro's



25W/40W ND
B35/P45/BA35
E14/E27 827



35W Dim
Gold B35/P45/BA35
E14/E27

- Around 90% energy saving
- Very long lifetime that reduces the need for replacement
- Easy replacement of classic conventional lamps

New product introductions:

HID replacement



88W
60/120D
CRI 80 4000K

- Instant upgrade and easy to install - less time consuming and safer working at height.
- Great payback (<2 years) and extended energy savings of 65% vs. existing conventional systems
- Low initial investment



36W D
740 FR
CRI 70 4000K

- InstantFit - no need to change the fixture
- Fast payback - around 1 to 2 years
- Easy adoption - only direct lamp replacement required
- Sustainability - low energy consumption
- Enhance comfort and safety

LED tube

MASTER LEDtube



Philips MASTER LEDtubes have 100% safe, hasslefree installation with a simple lamp-for-lamp replacement. We have the widest range on the market, with standard 1200mm and 1500mm tubes along with special 600, 900 and 1800m versions. Each replaces a different fluorescent type, ensuring a light for every application.



Our EM/mains and InstantFit HF tubes **fit straight into existing luminaires**. Our InstantFit range has best in class performance with even more existing ballasts (600, 1200 and 1500mm InstantFit version lists are regularly updated. Building on the latest InstantFit technology innovation Philips Master LEDtubes can now offer dimming functionality for defined tube/ballast combination. Please refer to the site www.philips.com/ledtube for the latest information about ballast compatibility.



MASTER LEDtube T5



HF



Product type	LED	Lumen output	Operation	Dimmable	Rotatable end cap	Beam angle	CRI	Color temp.	Lifetime	Energy-label	Dimensions	EOC 1 pcs (C)*
MASTER LEDtube (HF)	W	lm	lm/W			°		K	Hrs.		H x W	8718696
600mm HE 8W 830 T5 NEW	8	1000	HF	No	No	200	83	3000	50,000	A+	18.8 x 600	74323200
600mm HE 8W 840 T5 NEW	8	1050	HF	No	No	200	83	4000	50,000	A+	18.8 x 600	74325600
600mm HE 8W 865 T5 NEW	8	1050	HF	No	No	200	83	6500	50,000	A+	18.8 x 600	74327000
1200mm HE 16.5W 830 T5 NEW	16.5	2300	HF	No	No	200	83	3000	50,000	A+	18.8 x 1200	74329400
1200mm HE 16.5W 840 T5 NEW	16.5	2500	HF	No	No	200	83	4000	50,000	A++	18.8 x 1200	74331700
1200mm HE 16.5W 865 T5 NEW	16.5	2500	HF	No	No	200	83	6500	50,000	A++	18.8 x 1200	74333100
1500mm HE 20W 830 T5 NEW	20	2800	HF	No	No	200	83	3000	50,000	A+	18.8 x 1500	74335500
1500mm HE 20W 840 T5 NEW	20	3000	HF	No	No	200	83	4000	50,000	A++	18.8 x 1500	74337900
1500mm HE 20W 865 T5 NEW	20	3000	HF	No	No	200	83	6500	50,000	A++	18.8 x 1500	74339300

Continues on next page

MASTER LEDtube



MASTER LEDtube T5



Product type	LED	Lumen output	Operation	Dimmable	Rotatable end cap	Beam angle	CRI	Color temp.	Lifetime	Energy-label	Dimensions	EOC 1 pcs (C)*
MASTER LEDtube (HF)	W	lm	lm/W			°		K	Hrs.		H x W	8718696
1500mm UO 36W 830 T5 Instant Fit	36	5200	HF	No	No	160	80	3000	50,000	A++	17 x 1447 - 1467	70599500
1500mm UO 36W 840 T5 Instant Fit	36	5600	HF	No	No	160	80	4000	50,000	A++	17 x 1447 - 1467	70603900
1500mm UO 36W 865 T5 Instant Fit	36	5600	HF	No	No	160	80	3000	50,000	A++	17 x 1447 - 1467	70605300
1500mm HO 26W 830 T5 Instant Fit	26	3700	HF	No	No	160	83	4000	50,000	A+	17 x 1447 - 1467	68552500
1500mm HO 26W 840 T5 Instant Fit	26	3900	HF	No	No	160	83	3000	50,000	A++	17 x 1447 - 1467	68554900
1500mm HO 26W 865 T5 Instant Fit	26	3900	HF	No	No	160	83	4000	50,000	A++	17 x 1447 - 1467	68556300
1200mm HO 26W 830 T5 Instant Fit	26	3700	HF	No	No	160	80	3000	50,000	A+	17 x 1447 - 1467	70527800
1200mm HO 26W 840 T5 Instant Fit	26	3900	HF	No	No	160	80	4000	50,000	A++	17 x 1447 - 1467	70529200
1200mm HO 26W 865 T5 Instant Fit	26	3900	HF	No	No	160	80	3000	50,000	A++	17 x 1447 - 1467	70531500



Please refer to the site www.philips.com/ledtube for the latest information about ballast compatibility.

* Dimming a LED tube: please refer to the site www.philips.com/ledtube for the latest update on our InstantFit LED tube/dimming ballast compatibility information.

MASTER LEDtube

MASTER LEDtube



This state-of-the-art LED solution enhances the visual impression of the merchandise on display while at the same time minimizing glare for passing customers. Designed for use in supermarkets and food retail, the food version can be installed without any hassle. It offers a stable light output in a wide ambient temperature range. The product's long lifetime and excellent lumen maintenance minimize the hassle of re-lamping, while reducing maintenance costs.

- Spectral distribution fine tuned to emphasize deep red colors such as those of meat and poultry
- Reduced operational cost thanks to lower energy consumption
- Lower maintenance cost thanks to 2-3 times longer lifetime than normal fluorescent tubes
- Fastest and easiest way to upgrade to LED technology
- 100%- safe installation process

MASTER LEDtube T8 food



Product type		LED	Lumen output	Operation	Dimmable	Rotatable end cap	Beam angle	CRI	Color temp.	Lifetime	Energy-label	Dimensions	EOC 1 pcs (C)*
		W	lm	lm/W			°		K	Hrs.		H x W	8718696
1	MASTER LEDtube (EM)												
	1200mm 12W833 T8 food NEW	12	1000	EM	No	Yes	160	83	3300	50,000	A+	28 x 1213.6	76393300
	1500mm 20W833 T8 food NEW	20	1680	EM	No	Yes	160	83	3300	50,000	A+	28 x 1514	76395700
	900mm 8.5W833 T8 food NEW	8.5	750	EM	No	Yes	160	83	3300	50,000	A+	28 x 907.5	76391900
2	MASTER LEDtube (HF)												
	1200mm 16.5W833 T8 food NEW	16.5	1000	HF	No	Yes	160	83	3300	50,000	B		56616900



Please refer to the site www.philips.com/ledtube for the latest information about ballast compatibility.

* Dimming a LED tube: please refer to the site www.philips.com/ledtube for the latest update on our InstantFit LED tube/dimming ballast compatibility information.



MASTER LEDtube



MASTER LEDtube T8 High Output



G13



Product type		LED	Lumen output	Operation	Dimmable	Rotatable end cap	Beam angle	CRI	Color temp.	Lifetime	Energy-label	Dimensions	EOC 1 pcs (C)*
1	MASTER LEDtube (EM)	W	lm	lm/W			°		K	Hrs.		H x W	8718696
	600mm HO 8W 830 T8	8	1000	EM & Mains	No	Yes	160	83	3000	50,000	A++	27,3 x 598	69747400
	600mm HO 8W 840 T8	8	1050	EM & Mains	No	Yes	160	83	4000	50,000	A++	27,3 x 598	69749800
	600mm HO 8W 865 T8	8	1050	EM & Mains	No	Yes	160	83	6500	50,000	A++	27,3 x 598	69751100
	900mm HO 12W 840 T8	12	1575	EM & Mains	No	Yes	160	83	4000	50,000	A+	27,3 x 898	68708600
	900mm HO 12W 865 T8	12	1575	EM & Mains	No	Yes	160	83	6500	50,000	A++	27,3 x 898	68710900
	1200mm HO 14W 830 T8	14	2000	EM & Mains	No	Yes	160	83	3000	50,000	A++	27,3 x 1198	68718500
	1200mm HO 14W 840 T8	14	2100	EM & Mains	No	Yes	160	83	4000	50,000	A+	27,3 x 1198	68720800
	1200mm HO 14W 865 T8	14	2100	EM & Mains	No	Yes	160	83	6500	50,000	A++	27,3 x 1198	68722200
	1500mm HO 20W 830 T8	20	2900	EM & Mains	No	Yes	160	83	3000	50,000	A++	27,3 x 1498	68712300
	1500mm HO 20W 840 T8	20	3100	EM & Mains	No	Yes	160	83	4000	50,000	A++	27,3 x 1498	68714700
	1500mm HO 20W 865 T8	20	3100	EM & Mains	No	Yes	160	83	6500	50,000	A++	27,3 x 1498	68716100
2	MASTER LEDtube (HF)	W	lm	lm/W			°		K	Hrs.		H x W	8718696
	600mm 10.5W 830 T8 Instant Fit	10.5	1000	HF	Yes	Yes	160	83	3000	50,000	A+	27,3 x 598	5965900
	600mm 10.5W 840 T8 Instant Fit	10.5	1050	HF	Yes	Yes	160	83	4000	50,000	A+	27,3 x 598	5967300
	600mm 10.5W 865 T8 Instant Fit	10.5	1050	HF	Yes	Yes	160	83	6500	50,000	A+	27,3 x 598	5969700
	1200mm HO 14W 830 T8 Instant Fit	14	2000	HF	Yes	Yes	160	83	3000	50,000	A+	27,3 x 1198	68752900
	1200mm HO 14W 840 T8 Instant Fit	14	2100	HF	Yes	Yes	160	83	4000	50,000	A++	27,3 x 1198	68748200
	1200mm HO 14W 865 T8 Instant Fit	14	2100	HF	Yes	Yes	160	83	6500	50,000	A++	27,3 x 1198	68750500
	1500mm HO 20W 830 T8 Instant Fit	20	2900	HF	Yes	Yes	160	83	3000	50,000	A+	27,3 x 1498	68758100
	1500mm HO 20W 840 T8 Instant Fit	20	3100	HF	Yes	Yes	160	83	4000	50,000	A++	27,3 x 1498	68754300
	1500mm HO 20W 865 T8 Instant Fit	20	3100	HF	Yes	Yes	160	83	6500	50,000	A++	27,3 x 1498	68756700

MASTER LEDtube

MASTER LEDtube



MASTER LEDtube T8 Ultra Output



G13



Product type	LED	Lumen output	Operation	Dimmable	Rotatable end cap	Beam angle	CRI	Color temp.	Lifetime	Energy-label	Dimensions	EOC 1 pcs (C)*
1 Ultra Efficiency	W	lm	lm/W			°		K	Hrs.		H x W	8718696
1200mm UE 14.5W 840 T8	14,5	2500	EM & Mains	No	Yes	160	83	4000	50,000	A++	27,3 x 1198	73150500
1200mm UE 14.5W 865 T8	14,5	2500	EM & Mains	No	Yes	160	83	6500	50,000	A++	27,3 x 1198	73152900
1500mm UE 21.5W 840 T8	21,5	3700	EM & Mains	No	Yes	160	83	4000	50,000	A++	27,3 x 1498	73154300
1500mm UE 21.5W 865 T8	21,5	3700	EM & Mains	No	Yes	160	83	6500	50,000	A++	27,3 x 1498	73156700
2 Universal	W	lm	lm/W			°		K	Hrs.		H x W	8718696
1200mm UO 16W 830 T8 Universal	16	2300	EM&Mains&HF	Yes	Yes	160	83	3000	50,000	A++	27,3 x 1198	72853600
1200mm UO 16W 840 T8 Universal	16	2500	EM&Mains&HF	Yes	Yes	160	83	4000	50,000	A++	27,3 x 1198	70537700
1200mm UO 16W 865 T8 Universal	16	2500	EM&Mains&HF	Yes	Yes	160	83	6500	50,000	A++	27,3 x 1198	70539100
1500mm UO 24W 830 T8 Universal	24	3400	EM&Mains&HF	Yes	Yes	160	83	3000	50,000	A++	27,3 x 1498	72851200
1500mm UO 24W 840 T8 Universal	24	3700	EM&Mains&HF	Yes	Yes	160	83	4000	50,000	A++	27,3 x 1498	70533900
1500mm UO 24W 865 T8 Universal	24	3700	EM&Mains&HF	Yes	Yes	160	83	6500	50,000	A++	27,3 x 1498	70535300
3 MASTER LEDtube (EM)	W	lm	lm/W			°		K	Hrs.		H x W	8718696
1200mm UO 16W 830 T8	16	2300	EM & Mains	No	Yes	160	83	3000	50,000	A++	27,3 x 1198	68736900
1200mm UO 16W 840 T8	16	2500	EM & Mains	No	Yes	160	83	4000	50,000	A++	27,3 x 1198	68738300
1200mm UO 16W 865 T8	16	2500	EM & Mains	No	Yes	160	83	6500	50,000	A++	27,3 x 1198	68740600
1500mm UO 24W 830 T8	24	3400	EM & Mains	No	Yes	160	83	3000	50,000	A++	27,3 x 1498	68742000
1500mm UO 24W 840 T8	24	3700	EM & Mains	No	Yes	160	83	4000	50,000	A++	27,3 x 1498	68744400
1500mm UO 24W 865 T8	24	3700	EM & Mains	No	Yes	160	83	6500	50,000	A++	27,3 x 1498	68746800
1800mm 25W 840 T8	25	3700	EM & Mains	No	Yes	160	83	4000	50,000	A+	27,3 x 1798	48037300

Continues on next page

MASTER
LEDtube

MASTER LEDtube



MASTER LEDtube T8 Ultra Output



G13



Product type	LED		Operation	Dimmable	Rotatable end cap	Beam angle	CRI	Color temp.	Lifetime	Energy-label	Dimensions	EOC 1 pcs (C)*
	W	lm										
4 MASTER LEDtube (HF)												
1200mm UO 16W 830 T8 Instant Fit	16	2300	HF	Yes	Yes	160	83	3000	50,000	A++	27,3 x 1198	68800700
1200mm UO 16W 840 T8 Instant Fit	16	2500	HF	Yes	Yes	160	83	4000	50,000	A++	27,3 x 1198	68796300
1200mm UO 16W 865 T8 Instant Fit	16	2500	HF	Yes	Yes	160	83	6500	50,000	A++	27,3 x 1198	68798700
1500mm UO 24W 830 T8 Instant fit	24	3500	HF	Yes	Yes	160	83	3000	50,000	A++	27,3 x 1498	68806900
1500mm UO 24W 840 T8 Instant fit	24	3700	HF	Yes	Yes	160	83	4000	50,000	A++	27,3 x 1498	68802100
1500mm UO 24W 865 T8 Instant fit	24	3700	HF	Yes	Yes	160	83	6500	50,000	A++	27,3 x 1498	68804500



Protection starter

Product type	EOC 10 pcs (I)	 DIMENSIONS
Accessory	8718291	
Starter EMP	72928000	



Please refer to the site www.philips.com/ledtube for the latest information about ballast compatibility.

* Dimming a LED tube: please refer to the site www.philips.com/ledtube for the latest update on our InstantFit LED tube/dimming ballast compatibility information.

MASTER LEDtube

CorePro LED tube T8



CorePro LED tubes offer even better value. Thanks to the new glass housing they offer a large 240D beam angle to fit more applications. Plus we've improved the energy consumption from 80 to 100 lm/W to make them even more efficient. A simple, retrofit replacement, the 600 mm and 1200 mm CorePro LED tubes offer low energy consumption with instant savings. Perfect for standard applications that demand an affordable solution.

CorePro LED tube T8



Product type	LED	Lumen output	Operation	Dimmable	Beam angle	CRI	Color temp.	Lifetime	Energy-label	Dimensions	EOC 1 pcs (C)*
	W	lm	lm/W		°		K	Hrs.		H x W	8718696
1 CorePro LED tube (EM)*											
600mm 8W 840 T8	8	8	EM & Mains	No	240	80	4000	30,000	A+	28 x 598	71103300
600mm 8W 865 T8	8	8	EM & Mains	No	240	80	6500	30,000	A+	28 x 598	71105700
1200mm 16W 840 T8	14,5	14,5	EM & Mains	No	240	80	4000	30,000	A+	28 x 1198	71107100
1200mm 16W 865 T8	14,5	14,5	EM & Mains	No	240	80	6500	30,000	A+	28 x 1198	71109500
1500mm 20W 840 T8	20	2200	EM & Mains	No	240	80	4000	30,000	A+	28 x 1498	71091300
1500mm 20W 865 T8	20	2200	EM & Mains	No	240	80	6500	30,000	A+	28 x 1498	71095100

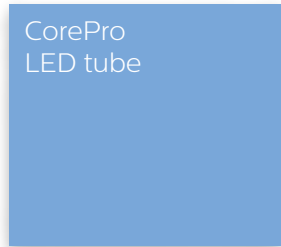
*) incl. EMP

Continues on next page



Please refer to the site www.philips.com/ledtube for the latest information about ballast compatibility.

* Dimming a LED tube: please refer to the site www.philips.com/ledtube for the latest update on our InstantFit LED tube/dimming ballast compatibility information.



CorePro LED tube T8



G13

CorePro LED tube T8



Product type	LED	Lumen output	Operation	Dimmable	Beam angle	CRI	Color temp.	Lifetime	Energy-label	Dimensions	EOC 1 pcs (C)*
	W	lm	lm/W		°		K	Hrs.		H x W	8718696
2 CorePro LED tube (HF)											
600mm 9W840 T8 G InstantFit	9	800	HF	No	240	80	4000	30,000	A	28x598	65217600
600mm 9W865 T8 G InstantFit	9	800	HF	No	240	80	6500	30,000	A	28x598	65219000
1200mm 15W 840 T8 G InstantFit	15	1600	HF	No	240	83	4000	30,000	A+	28x1198	58127800
1200mm 15W 865 T8 G InstantFit	15	1600	HF	No	240	83	6500	30,000	A+	28x1198	58129200
1500mm 20W 840 T8 G InstantFit	20	2000	HF	No	240	83	4000	30,000	A+	28x1498	59203800
1500mm 20W 865 T8 G InstantFit	20	2000	HF	No	240	83	6500	30,000	A+	28x1498	59205200

*) incl. EMP



Protection starter

Product type	EOC 10 pcs (I)	
Accessory	8718291	34.5 421.5
Starter EMP	72928000	DIMENSIONS



Please refer to the site www.philips.com/ledtube for the latest information about ballast compatibility.

* Dimming a LED tube: please refer to the site www.philips.com/ledtube for the latest update on our InstantFit LED tube/dimming ballast compatibility information.

CorePro
LED tube

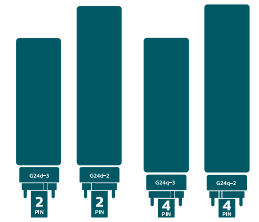


LED PLC and PLL

CorePro LED PLC

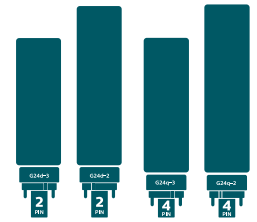
Downlighting in general circulation areas represents a major lighting cost for many buildings. CorePro LED PLC is a retrofit LED PLC lamp that delivers incredible energy savings over a 30,000 hours lifetime and requires less maintenance and servicing. So you can downsize your downlighting costs with energy efficient LED lamps.

- Up to 60% more efficient compared to fluorescent PLC lamps, saving on energy costs.
- Lifetime up to 30,000 hours, reducing maintenance costs.
- Made of shatter-proof plastic instead of glass.
- Easy upgrade from current conventional downlight fixture.
- Re-using the existing fixture without major modifications, using a similar PLC form-factor.
- Instant 100% light.
- No flickering or stroboscopic light.



CorePro LED PLC

CorePro LED PLC



Product type	LED		Operation	Dimmable	Rotatable end cap	Beam angle	CRI	Color temp.	Pack	Lifetime	Energy-label	Dimensions	EOC
	W	lm											
CorePro LED PLC	W	lm	lm/W			°		K		Hrs.		H x W	8718696
4.5W 830 2P G24D-1	4,5	475	EM (2P)	No	Yes	120	80	3000	10	30,000	A+	-	70659600
4.5W 840 2P G24D-1	4,5	500	EM (2P)	No	Yes	120	80	4000	10	30,000	A+	-	70661900
6.5W 830 2P G24d-2 NEW	6,5	650	EM	No	Yes	120	83	3000	10	30,000	A+	147x33	54127200
6.5W 840 2P G24d-2 NEW	6,5	700	EM	No	Yes	120	83	4000	10	30,000	A+	147x33	54129600
8.5W 830 2P G24d-3 NEW	8,5	950	EM	No	Yes	120	83	3000	10	30,000	A+	170x80	54123400
8.5W 840 2P G24d-3 NEW	8,5	1000	EM	No	Yes	120	83	4000	10	30,000	A+	170x33	54125800
4.5W 830 2P G24Q-1	4,5	475	HF (4P)	No	Yes	120	80	3000	10	30,000	A+	-	70663300
4.5W 840 2P G24Q-1	4,5	500	HF (4P)	No	Yes	120	80	4000	10	30,000	A+	-	70665700
6.5W 830 4P G24q-2 NEW	6,5	650	HF	No	Yes	120	83	3000	10	30,000	A+	163x33	54119700
6.5W 840 4P G24q-2 NEW	6,5	700	HF	No	Yes	120	83	4000	10	30,000	A+	140x33	54121000
9W 830 4P G24q-3 NEW	9	950	HF	No	Yes	120	83	3000	10	30,000	A+	163x33	54115900
9W 840 4P G24q-3 NEW	9	1000	HF	No	Yes	120	83	4000	10	30,000	A+	163x33	54117300



Please refer to the site www.philips.com/ledtube for the latest information about LED PLC 4P ballast compatibility.

CorePro
LED PLC

CorePro LED PLL



The new generation of energy-saving LED PLL tube lighting

Philips CorePro LED PLL is the ideal uplamping solution for downlights & luminaires in a wide range of general lighting applications. It integrates a LED light source into a traditional fluorescent form factor to offer superb energy savings over a lifetime that's twice as long as fluorescent alternatives

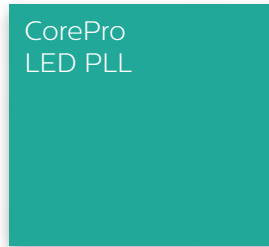
- Reduced operational cost thanks to lower energy consumption than conventional PLL lamps
- Lower maintenance cost thanks to 2-3 times longer lifetime than conventional lamps
- Simple lamp for lamp replacement
- Re-using the existing fixture without major modifications, using a similar PLL form-factor
- Fastest and easiest way to upgrade existing luminaires to LED technology



CorePro LED PLL



Product type	LED	Lumen output	Operation	Dimmable	Beam angle	CRI	Color temp.	Pack	Lifetime	Energy-label	Dimensions	EOC
	W	lm	lm/W		°		K		Hrs.		H x W	8718696
16.5W 830 4P 2G11 NEW	16.5	2000	HF	No	160	83	3000	10	30,000	A+	411x37	73966200
16.5W 840 4P 2G11 NEW	16.5	2100	HF	No	160	83	4000	10	30,000	A+	411x37	73974700
16.5W 865 4P 2G11 NEW	16.5	2100	HF	No	160	83	6500	10	30,000	A+	411x37	73976100



LED spot



MASTER ExpertColor MV



Create beautiful experiences with light

Color to match your mood

Now you can match the true color spectrum of halogens to make spaces bright, vivid and refreshing. Perfect color saturation (CRI97) and an enhanced red spectrum make for a warmer, richer light and vivid reds, creating a truly comfortable ambience.

Dim to the exact light level

You get deep dimming (to below 5%) for the exact light level you need and improved dimmer compatibility. There's no visible flicker either, giving your customers smooth and constant light for exceptionally comfortable viewing.

Hassle-free replacement

These are hassle-free, 1-for-1 GU10 retrofits that make re-lamping and renovation easy. Lifetime is 40,000 hours with little lumen depreciation, which makes the ExpertColor range an excellent choice for professional "long-life" applications.



MASTER ExpertColor MV



MASTER LEDspot ExpertColor MV



Product type	LED	Traditional	Lumen output	Efficacy	Dimmable	Beam intensity	Beam angle	CRI	Color temp.	Pack	Lifetime	Energy-label	Dimensions	EOC
	W	W	lm	lm/W		cd	°		K		Hrs.		H x W	8718696
MASTER LEDspot MV														
ExpertColor 3.9-35W GU10 927 25D	3,9	35	265	68	Yes	700	25D	97	2700	10	40,000	A+	55x50	70749400
ExpertColor 3.9-35W GU10 930 25D	3,9	35	280	72	Yes	750	25D	97	3000	10	40,000	A+	55x50	70751700
ExpertColor 3.9-35W GU10 940 25D	3,9	35	300	77	Yes	800	25D	97	4000	10	40,000	A+	55x50	70753100
ExpertColor 3.9-35W GU10 927 36D	3,9	35	265	68	Yes	540	36D	97	2700	10	40,000	A+	55x50	70755500
ExpertColor 3.9-35W GU10 930 36D	3,9	35	280	72	Yes	560	36D	97	3000	10	40,000	A+	55x50	70757900
ExpertColor 3.9-35W GU10 940 36D	3,9	35	300	77	Yes	600	36D	97	4000	10	40,000	A+	55x50	70759300
ExpertColor 5.5-50W GU10 927 25D	5,5	50	355	65	Yes	1000	25D	97	2700	10	40,000	A+	55x50	70761600
ExpertColor 5.5-50W GU10 930 25D	5,5	50	375	68	Yes	1000	25D	97	3000	10	40,000	A+	55x50	70763000
ExpertColor 5.5-50W GU10 940 25D	5,5	50	400	73	Yes	1050	25D	97	4000	10	40,000	A+	55x50	70765400
ExpertColor 5.5-50W GU10 927 36D	5,5	50	355	65	Yes	800	36D	97	2700	10	40,000	A+	55x50	70767800
ExpertColor 5.5-50W GU10 930 36D	5,5	50	375	68	Yes	800	36D	97	3000	10	40,000	A+	55x50	70769200
ExpertColor 5.5-50W GU10 940 36D	5,5	50	400	73	Yes	850	36D	97	4000	10	40,000	A+	55x50	70771500



Please refer to the site www.philips.com/masterledlamps for the latest information about dimming MASTER LEDlamps and about transformer compatibility.

MASTER
LEDspot

MASTER ExpertColor LV



MASTER LEDspot ExpertColor LV



Product type	LED		Traditional	Lumen output	Efficacy	Dimmable	Beam intensity	Beam angle	CRI	Color temp.	Pack	Lifetime	Energy-label	Dimensions	EOC
	W	W	W	lm	lm/W		cd	°		K		Hrs.		H x W	8718696
ExpertColor 6.5-35W MR16 927 60D	NEW	6.5	35	430	61.53	Yes	410	60	97	2700	10	40,000	A	46x50	75751200
ExpertColor 6.5-35W MR16 927 10D	NEW	6.5	35	450	63	Yes	4600	10	97	2700	10	40,000	A	46x50	73871900
ExpertColor 6.5-35W MR16 930 10D	NEW	6.5	35	470	66.15	Yes	5000	10	97	3000	10	40,000	A	46x50	73873300
ExpertColor 6.5-35W MR16 927 36D	NEW	6.5	35	450	64.61	Yes	1300	36	97	2700	10	40,000	A	46x50	73883200
ExpertColor 6.5-35W MR16 930 36D	NEW	6.5	35	470	67.69	Yes	1400	36	97	3000	10	40,000	A+	46x50	73885600
ExpertColor 6.5-35W MR16 940 36D	NEW	6.5	35	490	70.76	Yes	1400	36	97	4000	10	40,000	A+	46x50	73887000
ExpertColor 6.5-35W MR16 940 10D	NEW	6.5	35	490	67.69	Yes	5000	10	97	4000	10	40,000	A+	46x50	73875700
ExpertColor 6.5-35W MR16 927 24D	NEW	6.5	35	450	64.61	Yes	2200	24	97	2700	10	40,000	A	46x50	73877100
ExpertColor 6.5-35W MR16 930 24D	NEW	6.5	35	470	67.69	Yes	2350	24	97	3000	10	40,000	A+	46x50	73879500
ExpertColor 6.5-35W MR16 940 24D	NEW	6.5	35	490	70.76	Yes	2350	24	97	4000	10	40,000	A+	46x50	73881800
ExpertColor 6.5-35W MR16 930 60D	NEW	6.5	35	480	67.69	Yes	440	60	97	3000	10	40,000	A+	46x50	75753600
ExpertColor 6.5-35W MR16 940 60D	NEW	6.5	35	480	67.69	Yes	440	60	97	4000	10	40,000	A+	46x50	75755000
ExpertColor 7.5-43W MR16 927 24D	NEW	7.5	43	490	64.66	Yes	2400	24	92	2700	10	40,000	A	46x50	73538100
ExpertColor 7.5-43W MR16 930 24D	NEW	7.5	43	530	66.66	Yes	2600	24	92	3000	10	40,000	A	46x50	73540400
ExpertColor 7.5-43W MR16 940 24D	NEW	7.5	43	560	69.33	Yes	2800	24	92	4000	10	40,000	A	46x50	73542800
ExpertColor 7.5-43W MR16 927 36D	NEW	7.5	43	490	64.66	Yes	1400	36	92	2700	10	40,000	A	46x50	73544200
ExpertColor 7.5-43W MR16 930 36D	NEW	7.5	43	530	66.66	Yes	1550	36	92	3000	10	40,000	A	46x50	73546600
ExpertColor 7.5-43W MR16 940 36D	NEW	7.5	43	560	69.33	Yes	1650	36	92	4000	10	40,000	A	46x50	73548000



Please refer to the site www.philips.com/masterledlamps for the latest information about dimming MASTER LEDlamps and about transformer compatibility.

MASTER LEDspot

MASTER LEDspot LV MR16



MASTER LEDspot LV MR16



Product type	LED		Lumen output	Efficacy	Dimmable	Beam intensity	Beam angle	CRI	Color temp.	Pack	Lifetime	Energy-label	Dimensions	EOC
	W	W												
MASTER LEDspot LV	W	W	lm	lm/W		cd	°		K		Hrs.		H x W	8718696
1 D 8-50W 827 MR16 24D	8	50	621	78	Yes	3100	24	80	2700	10	25,000	A+	55x51	489994
D 8-50W 830 MR16 24D	8	50	621	78	Yes	3250	24	80	3000	10	25,000	A+	55x51	490013
D 8-50W 840 MR16 24D	8	50	670	84	Yes	3350	24	80	4000	10	25,000	A+	55x51	657633500
D 8-50W 827 MR16 36D	8	50	621	79	Yes	1650	36	80	2700	10	25,000	A+	55x51	515365
D 8-50W 830 MR16 36D	8	50	621	83	Yes	1700	36	80	3000	10	25,000	A+	55x51	515389
D 8-50W 840 MR16 36D	8	50	670	84	Yes	1750	36	80	4000	10	25,000	A+	55x51	657635900

MASTER
LEDspot

MASTER LEDspot LV MR11

The MR11 spot truly enhances the presentation of silver jewelry, adding sparkle to the items on display.

- TransforMax
- Long lifetime
- Clearly defined beam spread
- Compatible with most commonly available halogen transformers. Exclusively suited for electronic transformers



MASTER LEDspot LV MR11



Product type	LED	Traditional	Lumen output	Efficacy	Dimmable	Beam intensity	Beam angle	CRI	Color temp.	Pack	Lifetime	Energy-label	Dimensions	EOC
	W	W	lm	lm/W		cd	°		K		Hrs.		H x W	8718696
MASTER LEDspot LV 3.5-20W GU4 2700K 24D	3.5	20	200	57	No	1000	24	80	2700	12	40,000	A+	40x35	41019600

MASTER
LEDspot

MASTER LEDspot LV AR111

With an elegant new design, MASTER LEDspot LV AR111 creates a brilliant visual effect for retail and hospitality applications like shops, showrooms and galleries. The high quality light brings out the true colors in merchandise, including reds. With excellent rendering of CRI90 and R9>50, colors stay vibrant and natural, enhancing the appeal of everything on display.

- TransforMax
- Dimmable
- High quality of light
- Unique lens design



MASTER
LEDspot



MASTER LEDspot LV AR111



MASTER LEDspot LV AR111



G53



reddot award 2016
winner



Product type	LED	Traditional	Lumen output	Efficacy	Dimmable	Beam intensity	Beam angle	CRI	Color temp.	Pack	Lifetime	Energy-label	Dimensions	EOC
	W	W	lm	lm/W		cd	°		K		Hrs.		H x W	8718696
1 D 11-50W 927 AR111 8D	11	50	560	53	Yes	7800	8	90	2700	6	40,000	A	60,5x111	57833900
D 11-50W 930 AR111 8D	11	50	580	53	Yes	8000	8	90	3000	6	40,000	A	60,5x111	57835300
D 11-50W 927 AR111 24D	11	50	560	51	Yes	2900	24	90	2700	6	40,000	A	60,5x111	51488700
D 11-50W 930 AR111 24D	11	50	580	53	Yes	3000	24	90	3000	6	40,000	A	60,5x111	51490000
D 11-50W 927 AR111 40D	11	50	550	50	Yes	1100	40	90	2700	6	40,000	A	60,5x111	51492400
D 11-50W 930 AR111 40D	11	50	570	52	Yes	1150	40	90	3000	6	40,000	A	60,5x111	51494800
2 D 15-75W 927 AR111 24D	15	75	760	50	Yes	3900	24	90	2700	6	40,000	A	60,5x111	51496200
D 15-75W 930 AR111 24D	15	75	770	51	Yes	4000	24	90	3000	6	40,000	A	60,5x111	51498600
D 15-75W 940 AR111 24D	15	75	830	55	Yes	4100	24	90	4000	6	40,000	A	60,5x111	71834600
D 15-75W 927 AR111 40D	15	75	750	50	Yes	1400	40	90	2700	6	40,000	A	60,5x111	51500600
D 15-75W 930 AR111 40D	15	75	760	50	Yes	1450	40	90	3000	6	40,000	A	60,5x111	51502000
D 15-75W 940 AR111 40D	15	75	830	55	Yes	1500	40	90	4000	6	40,000	A	60,5x111	71836000
3 D 20-100W 827 AR111 24D	20	100	1180	59	Yes	5800	24	80	2700	6	40,000	A	60,5x111	51504400
D 20-100W 830 AR111 24D	20	100	1200	60	Yes	6000	24	80	3000	6	40,000	A	60,5x111	70743200
D 20-100W 840 AR111 24D	20	100	1250	62,5	Yes	6100	24	80	4000	6	40,000	A	60,5x111	72532000
D 20-100W 827 AR111 40D	20	100	1160	58	Yes	2300	40	80	2700	6	40,000	A	60,5x111	70745600
D 20-100W 830 AR111 40D	20	100	1180	59	Yes	2350	40	80	3000	6	40,000	A	60,5x111	70747000
D 20-100W 840 AR111 40D	20	100	1250	62,5	Yes	2400	40	80	4000	6	40,000	A	60,5x111	72534400

MASTER
LEDspot

MASTER LEDspot PAR



The energy-saving alternative for lighting in public areas

With its robust design and warm-white beam of light, these new-generation PAR lamps are ideal for general lighting and spot lighting in the hospitality industry. There is a choice of dimmable and non-dimmable versions. They are especially suitable for public areas such as lobbies, corridors, stairwells, where the light is always on.

- Up to 80% energy saving compared to halogen lamps
- Retrofitable and compatible with existing fixtures with E27 holder
- Lower maintenance costs

MASTER
LEDspot



MASTER LEDspot PAR



LED spot PAR



Product type	LED		Traditional		Lumen output	Efficacy	Dimmable	Beam intensity	Beam angle	CRI	Color temp.	Pack	Lifetime	Energy-label	Dimensions	EOC
	W	W	lm	lm/W												
1 D 6-50W 827 PAR20 25D NEW	6	50	520	86.66	Yes	1500	25	80	2700	6	25,000	A+	85x64	71356300		
D 6-50W 830 PAR20 25D NEW	6	50	535	89.16	Yes	1500	25	80	3000	6	25,000	A+	85x64	71366200		
D 6-50W 840 PAR20 25D NEW	6	50	555	92.5	Yes	1500	25	80	4000	6	25,000	A+	85x64	71368600		
D 6-50W 827 PAR20 40D NEW	6	50	520	86.66	Yes	800	40	80	2700	6	25,000	A+	85x64	71370900		
D 6-50W 830 PAR20 40D NEW	6	50	535	89.16	Yes	800	40	80	3000	6	25,000	A+	85x64	71372300		
D 6-50W 840 PAR20 40D NEW	6	50	555	92.5	Yes	800	40	80	4000	6	25,000	A+	85x64	71374700		
2 D 9.5-75W 827 PAR30S 25D NEW	9.5	75	790	83.15	Yes	3500	25	80	2700	6	25,000	A+	86x95	71380800		
D 9.5-75W 830 PAR30S 25D NEW	9.5	75	810	85.26	Yes	3500	25	80	3000	6	25,000	A+	86x95	71390700		
D 9.5-75W 840 PAR30S 25D NEW	9.5	75	880	92.63	Yes	3500	25	80	4000	6	25,000	A+	86x95	71384600		
3 D 13-100W 827 PAR38 25D NEW	13	100	1000	76.92	Yes	4000	25	80	2700	6	25,000	A+	134x122	71376100		
4 ND 9-60W 827 PAR38 25D NEW	9	60	850	88.88	No	1800	25	80	2700	6	25,000	A+	134x122	71456000		

MASTER
LEDspot

MASTER Value LEDspot MV



Everything you value in LED

Thanks to a single optic beam the latest MASTER Value LEDspots provide a clean beam that's free from shadows with a beam angle of 36 and 60 degrees to suit every general lighting application. The perfect replacement for traditional GU10 lamps that are no longer permitted under the ErP

Directive, they are available as a 35 W or 50 W equivalent. They also come in a choice of three colour temperature with a 25,000 lifetime and the option of DimTone technology. Everything you value in LED.



MASTER Value LEDspot MV



With our LED spots Mains Voltage DimTone the light gets warmer when dimmed. CRI90 gives you the best color presentation. Perfect for accent and general lighting for retail and hospitality applications. Enjoy bright, energizing light, while saving energy and money.

- DimTone: the more you dim the warmer the light
- CRI90
- High Performance Dimming
- Superior light quality
- Maximum energy savings
- Delivers committed lifetime in application

MASTER Value LEDspot



GU10



Product type	LED	Traditional	Lumen output	Efficacy	Dimmable	Beam intensity	Beam angle	CRI	Color temp.	Pack	Lifetime	Energy-label	Dimensions	EOC
	W	W	lm	lm/W		cd	°		K		Hrs.		H x W	8718696
MASTER LEDspot Value														
DT 3.7-35W GU10 927 36D	3,7	35	260	70	Yes	500	36	90	2700	10	35,000	A+	55x50	70809500
DT 4.5-50W GU10 927 36D	4,9	50	355	72	Yes	650	36	90	2700	10	35,000	A+	55x50	70811800
D 3.7-35W GU10 927 36D	3,7	35	260	70	Yes	500	36	90	2700	10	25,000	A+	55x50	70773900
D 3.7-35W GU10 930 36D	3,7	35	270	73	Yes	500	36	90	3000	10	25,000	A+	55x50	70775300
D 3.7-35W GU10 940 36D	3,7	35	285	77	Yes	500	36	90	4000	10	25,000	A+	55x50	70777700
D 3.7-35W GU10 927 60D	3,7	35	260	70	Yes	330	36	90	2700	10	25,000	A+	55x50	70779100
D 3.7-35W GU10 930 60D	3,7	35	270	73	Yes	340	36	90	3000	10	25,000	A+	55x50	70781400
D 3.7-35W GU10 940 60D	3,7	35	285	77	Yes	350	36	90	4000	10	25,000	A+	55x50	70783800



Please refer to the site www.philips.com/masterledlamps for the latest information about dimming MASTER LEDlamps and about transformer compatibility.

MASTER Value LEDspot

MASTER Value LEDspot MV



GU10



MASTER Value LEDspot MV



Product type	LED	Traditional	Lumen output	Efficacy	Dimmable	Beam intensity	Beam angle	CRI	Color temp.	Pack	Lifetime	Energy-label	Dimensions	EOC
	W	W	lm	lm/W		cd	°		K		Hrs.		H x W	8718696
MASTER LEDspot MV Value														
D 4.9-50W GU10 927 36D	4,9	50	355	72	Yes	650	36	90	2700	10	25,000	A+	55x50	707852
D 4.9-50W GU10 930 36D	4,9	50	365	74	Yes	650	36	90	3000	10	25,000	A+	55x50	707876
D 4.9-50W GU10 940 36D	4,9	50	380	78	Yes	700	36	90	4000	10	25,000	A+	55x50	707890
D 4.9-50W GU10 927 60D	4,9	50	355	72	Yes	400	36	90	2700	10	25,000	A+	55x50	707913
D 4.9-50W GU10 930 60D	4,9	50	365	74	Yes	400	36	90	3000	10	25,000	A+	55x50	707937
D 4.9-50W GU10 940 60D	4,9	50	380	78	Yes	400	36	90	4000	10	25,000	A+	55x50	707951
D 7-80W GU10 830 36D NEW	7	80	590	84.28	Yes	1200	36	90	3000	10	25,000	A+	54x50	70797500
D 7-80W GU10 840 36D NEW	7	80	610	87.14	Yes	1200	36	90	4000	10	25,000	A+	54x50	70799900
D 7-80W GU10 865 36D NEW	7	80	610	87.14	Yes	1200	36	90	6500	10	25,000	A+	54x50	70801900
D 650lm GU10 830 120D NEW	7	-	650	92.85	Yes	-	120	90	3000	10	25,000	A+	54x50	72431600
D 680lm GU10 840 120D NEW	7	-	680	97.14	Yes	-	120	90	4000	10	25,000	A+	54x50	72433000
D 680lm GU10 865 120D NEW	7	-	680	97.14	Yes	-	120	90	6500	10	25,000	A+	54x50	72435400



Please refer to the site www.philips.com/masterledlamps for the latest information about dimming MASTER LEDlamps and about transformer compatibility.

MASTER Value LEDspot

MASTER Value LEDspot LV



MASTER Value LEDspot LV



Product type	LED		Lumen output	Efficacy	Dimmable	Beam intensity	Beam angle	CRI	Color temp.	Pack	Lifetime	Energy-label	Dimensions	EOC
	W	W												
MASTER LEDspot LV Value	W	W	lm	lm/W		cd	°		K		Hrs.		H x W	8718696
1 D 5.5-35W MR16 827 36D NEW	5.5	35	450	81.81	Yes	1000	36	80	2700	10	25,000	A+	45x50.5	70823100
D 5.5-35W MR16 830 36D NEW	5.5	35	460	83.63	Yes	1000	36	80	3000	10	25,000	A+	45x50.5	70825500
D 5.5-35W MR16 840 36D NEW	5.5	35	490	89.09	Yes	1100	36	80	4000	10	25,000	A+	45x50.5	70827900
D 5.5-35W MR16 827 60D NEW	5.5	35	450	81.81	Yes	500	60	80	2700	10	25,000	A+	45x50.5	70829300
D 5.5-35W MR16 830 60D NEW	5.5	35	460	83.63	Yes	500	60	80	3000	10	25,000	A+	45x50.5	70831600
D 5.5-35W MR16 840 60D NEW	5.5	35	490	89.09	Yes	550	60	80	4000	10	25,000	A+	45x50.5	70833000
2 D 7-50W MR16 827 36D NEW	7	50	621	88.71	Yes	1600	36	80	2700	10	25,000	A+	49.5x50.5	70835400
D 7-50W MR16 830 36D NEW	7	50	630	90	Yes	1700	36	80	3000	10	25,000	A+	49.5x50.5	70837800
D 7-50W MR16 840 36D NEW	7	50	660	94.28	Yes	1800	36	80	4000	10	25,000	A+	49.5x50.5	70839200
MA D 7-50W MR16 827 60D NEW	7	50	621	88.71	Yes	800	60	80	2700	10	25,000	A+	49.5x50.5	70841500
D 7-50W MR16 830 60D NEW	7	50	630	90	Yes	800	60	80	3000	10	25,000	A+	49.5x50.5	70843900
D 7-50W MR16 840 60D NEW	7	50	660	94.28	Yes	850	60	80	4000	10	25,000	A+	49.5x50.5	70845300
3 DimTone 6.5-35W MR16 24D	6.5	35	370	56.92	Yes	1800	24D	80	2700	10	25,000	A	50x51	442135
DimTone 6.5-35W MR16 36D	6.5	35	370	56.92	Yes	900	36D	80	2700	10	25,000	A	50x51	442159



Please refer to the site www.philips.com/masterledlamps for the latest information about dimming MASTER LEDlamps and about transformer compatibility.

MASTER Value LEDspot

CorePro LED spot MV



Spot the new classics

The classic look and feel is now also available with DimTone feature. The deeper you dim the warmer your light, and these lamps are also a perfect choice for long lifetime and low energy consumption.

- Single optics
- DimTone glass spot
- A familiar appearance in both “on” and “off” state

Our CorePro LED spots are just as iconic and are now made from glass. The stylish design is appreciated for its well-known look and feel whether switched on or off. CorePro LED spots are the perfect halogen replacement for high-end applications such as restaurants, hotels or private residences. The single optic glass spots offer perfect beam, high quality light output with a good color rendering index of CRI80.



CorePro LED spot MV



CorePro LED spot MV



Product type	LED		Traditional	Lumen output	Efficacy	Dimmable	Beam intensity	Beam angle	CRI	Color temp.	Pack	Lifetime	Energy-label	Dimensions	EOC
	W	W	W	lm	lm/W		cd	°		K		Hrs.		H x W	
1 CorePro LED spot MV															8718696
3.1-25W GU10 827 36D NEW	3.1	25	25	215	69.4	No	470	36	80	2700	10	15,000	A+	54x50	75209800
3.1-25W GU10 830 36D NEW	3.1	25	25	225	72.6	No	490	36	80	3000	10	15,000	A++	54x50	72829100
3.1-25W GU10 840 36D NEW	3.1	25	25	230	74.2	No	490	36	80	4000	10	15,000	A++	54x50	72831400
3.5-35W GU10 827 36D NEW	3.5	35	35	255	72.9	No	545	36	80	2700	10	15,000	A+	54x50	75253100
3.5-35W GU10 830 36D NEW	3.5	35	35	265	75.7	No	565	36	80	3000	10	15,000	A++	54x50	72833800
3.5-35W GU10 840 36D NEW	3.5	35	35	275	78.6	No	590	36	80	4000	10	15,000	A++	54x50	72835200
4.6-50W GU10 827 36D NEW	4.6	50	50	355	77.2	No	700	36	80	2700	10	15,000	A+	54x50	75251700
4.6-50W GU10 830 36D NEW	4.6	50	50	370	80.4	No	740	36	80	3000	10	15,000	A+	54x50	72837600
4.6-50W GU10 840 36D NEW	4.6	50	50	390	84.8	No	770	36	80	4000	10	15,000	A++	54x50	72839000
4.6-50W GU10 865 36D NEW	4.6	50	50	390	84.8	No	770	36	80	6500	10	15,000	A++	54x50	72841300
ND 3.5-35W GU10 827 36D NEW	3.5	35	35	255	72.9	No	545	36	80	2700	10	15,000	A+	54x50	59992100
ND 4.6-50W GU10 827 36D NEW	4.6	50	50	355	77.2	No	700	36	80	2700	10	15,000	A+	54x50	59994500

Continues on next page

CorePro
LED spot

CorePro LED spot MV



GU10

CorePro LED spot MV



Product type	LED		Traditional	Lumen output	Efficacy	Dimmable	Beam intensity	Beam angle	CRI	Color temp.	Pack	Lifetime	Energy-label	Dimensions	EOC
	W	W	W	lm	lm/W		cd	°		K		Hrs.		H x W	
CorePro LED spot MV															8718696
2 6.5-65W GU10 830 36D ND NEW	5	65	65	460	92.0	No	800	36	80	3000	10	15,000	A++	54x50	74385000
6.5-65W GU10 840 36D ND NEW	5	65	65	485	97.0	No	800	36	80	4000	10	15,000	A++	54x50	74387400
4-35W GU10 827 36D DIM NEW	4	35	35	280	70.0	Yes	540	36	80	2700	10	15,000	A+	54x50	72133900
4-35W GU10 830 36D DIM NEW	4	35	35	290	72.5	Yes	540	36	80	3000	10	15,000	A+	54x50	72135300
5-50W GU10 827 36D DIM NEW	5	50	50	395	79.0	Yes	710	36	80	2700	10	15,000	A+	54x50	72137700
5-50W GU10 830 36D DIM NEW	5	50	50	405	81.0	Yes	710	36	80	3000	10	15,000	A+	54x50	72139100
4-35W GU10 840 36D DIM NEW	4	35	35	305	76.3	Yes	540	36	80	4000	10	15,000	A+	54x50	73022500
5-50W GU10 840 36D DIM NEW	5	50	50	425	85.0	Yes	710	36	80	4000	10	15,000	A+	54x50	73024900
ND 3.5-35W GU10 827 36D	3.5	35	35	255	73	No	545	36	80	2700	10	15,000	A+	55x50	59992100
ND 4.6-50W GU10 827 36D	4.6	50	50	355	77	No	700	36	80	2700	10	15,000	A+	55x50	59994500
3 ND 550lm GU10 830 120D NEW	5	-	-	550	110.0	No	-	120	80	3000	10	15,000	A+	54x50	68688100
ND 550lm GU10 840 120D NEW	5	-	-	550	110.0	No	-	120	80	4000	10	15,000	A+	54x50	68690400
ND 550lm GU10 865 120D NEW	5	-	-	550	110.0	No	-	120	80	6500	10	15,000	A+	54x50	68692800
ND 520lm GU10 830 120D	5	-	-	520	104	No	-	120	80	3000	10	15,000	A+	55x50	68688100
ND 540lm GU10 840 120D	5	-	-	540	108	No	-	120	80	4000	10	15,000	A+	55x50	68690400
ND 540lm GU10 865 120D	5	-	-	540	108	No	-	120	80	6500	10	15,000	A+	55x50	68692800



Please refer to the site www.philips.com/masterledlamps for the latest information about dimming MASTER LEDlamps and about transformer compatibility.

CorePro
LED spot

CorePro LED spot LV MR16 and MR11



CorePro LED spots are a perfect fit for spot lighting and deliver warm halogen-like light. These are compatible with most existing fixtures with MR16 GU5.3 holders and are designed as a retrofit replacement for halogen or incandescent spots.

- Easy retrofit
- Long lifetime
- Huge energy saving
- Low heat generation
- Improved lens cap design
- Reliable Philips quality for competitive price



GU5.3

CorePro LED spot MR16 / MR11



Product type	LED		Lumen output	Efficacy	Dimmable	Beam intensity	Beam angle	CRI	Color temp.	Pack	Lifetime	Energy-label	Dimensions	EOC
	W	W												
CorePro LED spot LV														8718696
1 ND 3-20W MR16 827 36D NEW	3	20	230	76.66	No	600	36	80	2700	10	15,000	A++	46x51	71061600
2 ND 5-35W MR16 827 36D NEW	5	35	345	69	No	650	36	80	2700	10	15,000	A+	46x51	71063000
ND 5-35W MR16 840 36D NEW	5	35	390	78	No	650	36	80	4000	10	15,000	A+	46x51	71065400
3 ND 8-50W MR16 827 36D NEW	8	50	621	77.62	No	1100	36	80	2700	10	15,000	A+	50x51	71067800
ND 8-50W MR16 830 36D NEW	8	50	621	77.62	No	1100	36	80	3000	10	15,000	A+	50x51	71069200
ND 8-50W MR16 840 36D NEW	8	50	630	78.75	No	1100	36	80	4000	10	15,000	A+	50x51	71089000
4 2.6-20W 827 MR11 36D NEW	2.6	20	190	63.3	No	400	36	80	2700	12	50,000	A+	37.5x35	70868200



Please refer to the site www.philips.com/masterledlamps for the latest information about dimming MASTER LEDlamps and about transformer compatibility.

CorePro
LED spot

CorePro LED spot MV - Glass Reflectors



CorePro LED spot MV



Product type			LED	Traditional	Lumen output	Efficacy	Dimmable	Beam intensity	Beam angle	CRI	Color temp.	Pack	Lifetime	Energy-label	Dimensions	EOC
CorePro LED spot MV			W	W	lm	lm/W		cd	°		K		Hrs.		H x W	8718696
1	ND 2-18W 827 Refl50	NEW	2	18	180	90.0	No	-	<120	80	2700	6	15,000	A++	85x50	76814300
2	ND 3.8-28W 827 Refl50	NEW	3.8	28	330	86.8	No	-	<120	80	2700	6	15,000	A+	85x50	76818100
3	ND 3.2-28W 827 Refl63	NEW	3.2	28	330	103.1	No	-	<120	80	2700	6	15,000	A++	102x63	76838900
4	ND 4.5-42W 827 Refl63	NEW	4.5	42	505	112.2	No	-	<120	80	2700	6	15,000	A++	102x63	76840200
5	ND 5-42W 827 Refl80	NEW	5	42	505	101.0	No	-	<120	80	2700	6	15,000	A+	114x80	76842600
6	ND 4-42W 827 Refl63 CM	NEW	4	42	505	126.3	No	-	<120	80	2700	6	15,000	A++	102x63	76844000



Please refer to the site www.philips.com/masterledlamps for the latest information about dimming MASTER LEDlamps and about transformer compatibility.

CorePro
LED spot

CorePro LED spot R - lamps



CorePro LED spots are a perfect fit for spot lighting and deliver warm halogen-like light.

- Easy retrofit
- Long lifetime
- Huge energy saving
- Low heat generation



CorePro LED spot MV



Product type	LED	Traditional	Lumen output	Efficacy	Dimmable	Beam intensity	Beam angle	CRI	Color temp.	Pack	Lifetime	Energy-label	Dimensions	EOC
	W	W	lm	lm/W		cd	°		K		Hrs.		H x W	
CorePro LED spot R39														
1 ND 2.2-30W 827 R39 36D	2.2	30	150	68	No	250	36	80	2700	10	15,000	A++	85x51	58404000
CorePro LED spot R50														
2 ND 1.7-25W 827 36D	1.7	25	135	79	No	310	36	80	2700	10	15,000	A++	85x51	57849000
2 ND 2.9-40W 827 36D	2.9	40	230	79	No	530	36	80	2700	10	15,000	A++	85x51	57851300
3 D 5-60W 827 36D	5	60	320	64	Yes	735	36	80	2700	10	15,000	A+	85x51	57853700
CorePro LED spot R63														
4 ND 2.7-40W 827 36D	2.7	40	210	78	No	450	36	80	2700	10	15,000	A++	85x51	57859900
5 D 5.7-60W 827 36D	5.7	60	345	37	Yes	600	36	80	2700	10	15,000	A+	85x51	58958800
CorePro LED spot R80														
6 ND 3.7-60W 827 40D	3.7	60	370	97	No	850	40	80	2700	10	15,000	A++	85x51	58406400
6 ND 7-100W 827 40D	7	100	667	95	No	1500	40	80	2700	10	15,000	A++	85x51	58408800




Please refer to the site www.philips.com/masterledlamps for the latest information about dimming MASTER LEDlamps and about transformer compatibility.

CorePro LED spot



LED capsule & specials

CorePro LED capsule



Our LED capsule provides crisp, sparkling halogen like light. It is especially suitable for task lighting and decorative applications.

- Long lifetime
- UV- and IR-free light for less heat and protection
- For heat-sensitive objects
- Unique sparkling effect

CorePro LED capsule LV / MV



Product type	LED	Traditional	Lumen output	Efficacy	Dimmable	CRI	Color temp.	Pack	Lifetime	Energy-label	Dimensions	EOC	
	W	W	lm	lm/W			K		Hrs.		H x W	8718696	
CorePro LED capsule LV													
1	12-10 W G4 830	1.2	10	105	88	No	80	3000	12	15,000	A++	39x14	42228100
2	2-20 W G4 830	2	20	200	91	No	80	3000	12	15,000	A++	45x14	41916800
1	12-10 W G4 827	1.2	10	120	120	No	80	2700	12	15,000	A++	39x14	57817900
2	2-20 W G4 827	2	20	200	100	No	80	2700	12	15,000	A++	45x14	57819300
3	2-20 W G4 827 D	2	20	200	100	Yes	80	2700	12	15,000	A++	48x17	57865000
CorePro LED capsule MV													
4	2.5-25W G9 827 D	2.3	25	215	93	Yes	80	2700	12	15,000	A++	53x18	57869800
5	1.9-25W G9 827 NEW	1.9	25	204	107.3	No	80	2700	10	30,000	A++	48x16.5	71392100
5	1.9-25W G9 830 NEW	1.9	25	210	110.5	No	80	3000	10	30,000	A++	48x16.5	72423100
6	2.8-35W G9 827 NEW	2.8	35	315	112.5	No	80	2700	10	30,000	A++	49x16	72642600
6	2.8-35W G9 830 NEW	2.8	35	315	112.5	No	80	3000	10	30,000	A++	49x16	72644000



Please refer to the site www.philips.com/masterledlamps for the latest information about dimming MASTER LEDlamps and about transformer compatibility.


CorePro Specials R7S



The LEDspecialty products deliver a high quality light to make themselves to be a true replacement of halogen specialty lamp (such as G9 and R7S). It is particularly suit for task lighting in hotel and restaurants, and ideal for decorative and ambient application. LEDspecialty products deliver huge energy saving and minimize maintenance costs, without any compromise on light quality.

- White light
- Up to 90% energy saving compared with halogen lamps
- Lower maintenance costs
- Broad compatibility with transformers

CorePro LED linear R7S



Product type	LED	Traditional	Lumen output	Efficacy	Dimmable	Beam angle	CRI	Color temp.	Pack	Lifetime	Energy-label	Dimensions	EOC
	W	W	lm	lm/W		°		K		Hrs.		H x W	8718696
1 R7S 117mm 6.5-60W 830	6.5	60	806	124	No	300	80	3000	10	20,000	A++	118x225	52253000
2 R7S 118mm 14-100W 830 D	14	100	1600	114	Yes	300	80	3000	10	20,000	A+	118x285	57879700
2 R7S 118mm 14-100W 840 D	14	100	1800	128	Yes	300	80	4000	10	20,000	A++	118x285	57881000
3 D 14-120W R7S 118 830 NEW	14	120	2000	142.8	Yes	-	80	3000	10	50,000	A++	118x29	71400300
3 D 14-120W R7S 118 840 NEW	14	120	2000	142.8	Yes	-	80	4000	10	50,000	A++	118x29	71406500
4 ND 7.5-60W R7S 78mm 830 NEW	7.5	60	950	126.6	No	-	80	3000	10	50,000	A++	78x29	71394500
4 ND 7.5-60W R7S 78mm 840 NEW	7.5	60	1000	133.3	No	-	80	4000	10	50,000	A++	78x29	71396900



Please refer to the site www.philips.com/masterledlamps for the latest information about dimming MASTER LEDlamps and about transformer compatibility.

CorePro LED capsule & specials

LED Bulb

MASTER LEDbulb



The MASTER LEDbulb range delivers a dimmable warm light effect for a welcoming, warm atmosphere, making it ideal for general lighting applications. With DimTone the light gets warmer when dimmed which is especially suited for hospitality applications.

- Philips Classic LED - Designed to be seen
- DimTone: the more you dim the warmer the light
- High Performance Dimming
- Longest lifetime
- Superior light quality
- Maximum energy savings



MASTER LEDbulb



Master LED bulb clear Dimtone



Product type	LED	Traditional	Lumen output	Efficacy	Dimmable	Bulb shape	CRI	Color temp.	Pack	Lifetime	Energy-label	Dimensions	EOC
MASTER LEDbulb clear													
1 DT 6-40W E27 A60 CL	6	40	470	77	Yes	A60	80	2200 - 2700	10	25,000	A+	110x60	48128800
DT 6-40W B22 A60 CL	6	40	470	77	Yes	A60	80	2200 - 2700	10	25,000	A+	110x60	48130100
2 DT 8.5-60W E27 A60 CL	8.5	60	806	95	Yes	A60	80	2200 - 2700	10	25,000	A+	110x60	48132500
DT 8.5-60W B22 A60 CL	8.5	60	806	95	Yes	A60	80	2200 - 2700	10	25,000	A+	110x60	48134900
MASTER LEDbulb frosted													
3 DT 11-75W A67 E27 827 FR	11	75	1055	96	Yes	A67	80	2200 - 2700	10	25,000	A+	137x71	55551400
DT 15-100W A67 E27 827 FR	15	100	1521	101	Yes	A67	80	2200 - 2700	10	25,000	A+	137x71	55552200
4 DT 5.5-40WE27 927-922 A60FR NEW	5.5	40	470	85.45	Yes	A605	90	2200-2700	6	100,000	A+	110x60	70709800
5 DT 9-60W E27 927-922 A60 FR NEW	9	60	806	89.55	Yes	A605+	90	2200-2700	6	100,000	A+	110x60	70711100



Please refer to the site www.philips.com/masterledlamps for the latest information about dimming MASTER LEDlamps and about transformer compatibility.

MASTER
LEDbulb

LED bulb classic



LED bulb classic



	Product type	LED	Traditional	Lumen output	Efficacy	Dimmable	Bulb shape	CRI	Color temp.	Pack	Lifetime	Energy-label	Dimensions	EOC
	CLA LED bulb													8718696
1	3.5-40W A60 E27 827 CL ND													
2	ND 3.5-40W ST64 E27 827 CL													
3	ND 6-60W ST64 E27 827 CL													
4	D 7-60W ST64 B22 827 CL													
5	DT 5.5-40W A60 E27 CL	NEW												
6	DT 5.5-40W A60 B22 CL	NEW												
7	DT 8-60W A60 E27 CL	NEW												
8	DT 8-60W A60 B22 CL	NEW												
9	DT 8-60W ST64 E27 CL	NEW												
10	DT 8-60W ST64 B22 CL	NEW												



Please refer to the site www.philips.com/masterledlamps for the latest information about dimming MASTER LEDlamps and about transformer compatibility.

LED bulb classic



LED bulb classic globe - gold



Product type	LED		Traditional	Lumen output	Efficacy	Dimmable	Bulb shape	CRI	Color temp.	Pack	Lifetime	Energy-label	Dimensions	EOC
	W	W	W	lm	lm/W				K		Hrs.		H x W	8718696
1 ND 6-60W G93 E27 827 CL	6	60	60	806	134	Yes	G93	80	2700	10	15,000	A++	140x95	57417100
2 D 7-55W ST64 E27 825 GOLD	7	55	55	720	103	Yes	ST64	80	2500	10	15,000	A+	148x64	57571000
2 D 7-50W ST64 B22 820 GOLD	7	50	50	630	90	Yes	ST64	80	2000	10	15,000	A+	137,2x70,6	58108700



Please refer to the site www.philips.com/masterledlamps for the latest information about dimming MASTER LEDlamps and about transformer compatibility.

LED bulb classic

Classic filament bulbs



Classic filament bulbs – Dim and Gold Dim



Product type	LED		Traditional	Lumen output	Efficacy	Dimmable	Bulb shape	CRI	Color temp.	Pack	Lifetime	Energy-label	Dimensions	EOC
	W	W	W	lm	lm/W				K		Hrs.		H x W	8718696
1 D 5.5-40W A60 E27 827 CL	NEW	5.5	40	470	94	Yes	A60	80	2700	10	20,000	A+	104x60	70940500
	NEW	5.5	40	470	94	Yes	A60	80	2700	10	20,000	A+	102x60	70942900
2 D 8-60W A60 E27 827 CL	NEW	8	60	806	107.4	Yes	A60	80	2700	10	20,000	A+	104x60	70944300
	NEW	8	60	806	107.4	Yes	A60	80	2700	10	20,000	A+	102x60	70946700
3 D 7.5-48W A60 E27 820 GOLD	NEW	7.5	48	610	81.33	Yes	A60	80	2000	10	20,000	A+	104x60	70956600
	NEW	7.5	48	610	81.33	Yes	A60	80	2000	10	20,000	A+	102x60	70958000



Please refer to the site www.philips.com/masterledlamps for the latest information about dimming MASTER LEDlamps and about transformer compatibility.

LED bulb classic

Classic filament bulbs



Classic filament bulbs ND – Spiral

Available
in October
2017



Product type	LED		Traditional	Lumen output	Efficacy	Dimmable	Bulb shape	CRI	Color temp.	Pack	Lifetime	Energy-label	Dimensions	EOC
	W	W												
1 ND 2.3-14W E27 GOLD A60CL NEW	2.3	14	125	54.34	No	A60	80	2000	10	20,000	A+	106x60	74411600	
2 ND 5-25W E27 GOLD ST64 CL NEW	5	25	250	50	No	ST64	80	2000	10	20,000	A	143x60	74413000	
3 ND 5-25W E27 GOLD G93 CL NEW	5	25	250	50	No	G93	80	2000	10	20,000	A	142x95	74415400	



Please refer to the site www.philips.com/masterledlamps for the latest information about dimming MASTER LEDlamps and about transformer compatibility.

LED bulb
classic

Classic filament bulbs



Classic filament bulbs – Non-Dim 40/60W



Product type		LED	Traditional	Lumen output	Efficacy	Dimmable	Bulb shape	CRI	Color temp.	Pack	Lifetime	Energy-label	Dimensions	EOC	
															W
1	CLA LED bulb														
	ND 4-40W A60 E27 840 CL	NEW	4	40	540	0	No	A60	80	4000	10	20,000	A++	106x60	76698900
	ND 4-40W A60 E27 865 CL	NEW	4	40	540	0	No	A60	80	6500	10	20,000	A++	106x60	76700900
	ND 4-40W B22 827 A60 CL	NEW	4	40	470	0	No	A60	80	2700	10	20,000	A++	106x60	76868600
2	ND 6-60W A60 E27 840 CL	NEW	7	60	850	0	No	A60	80	4000	10	20,000	A++	106x60	76702300
	ND 6-60W A60 E27 865 CL	NEW	7	60	850	0	No	A60	80	6500	10	20,000	A++	106x60	76704700
	ND 7-60W E27 WW A60 CL	NEW	7	60	806	115.1	No	A60	80	2700	10	20,000	A++	104x60	74273000
	ND 7-60W E27 WW ST64 CL	NEW	7	60	806	115.1	No	A60	80	2700	10	20,000	A++	140x64	74275400
3	ND 7-60W B22 WW A60 CL	NEW	7	60	806	115.1	No	A60	80	2700	10	20,000	A++	104x60	74277800
	ND 7-60W B22 WW ST64 CL	NEW	7	60	806	115.1	No	ST64	80	2700	10	20,000	A++	138x64	74279200
4	ND 7-60W E27 WW G93 CL	NEW	7	60	806	115.1	No	G93	80	2700	10	20,000	A++	140x95	74271600



Please refer to the site www.philips.com/masterledlamps for the latest information about dimming MASTER LEDlamps and about transformer compatibility.

LED bulb classic

Classic filament bulbs



Classic filament bulbs – Non-Dim 75/100W



Product type	LED		Traditional	Lumen output	Efficacy	Dimmable	Bulb shape	CRI	Color temp.	Pack	Lifetime	Energy-label	Dimensions	EOC	
	W	W	W	lm	lm/W				K		Hrs.		H x W	8718696	
1 ND 8-75W E27 WW A60 CL	NEW	8	75	1055	131.8	No	A60	80	2700	10	20,000	A++	104x60	74259400	
	NEW	8	75	1055	131.8	No	A60	80	4000	10	20,000	A++	104x60	74261700	
	NEW	8	75	1055	0	No	A60	80	6500	10	20,000	A++	104x60	76706100	
2 ND 8-75W B22 WW A60 CL	NEW	8	75	1055	131.8	No	A60	80	2700	10	20,000	A++	104x60	74263100	
	3 ND ?-100W A67 E27 865 CL	NEW	10	100	1521	0	No	A70	80	6500	10	20,000	A++	128x70	76708500
		NEW	11	100	1521	138.2	No	A70	80	2700	10	20,000	A++	124x70	74265500
4 ND 11-100W B22 WW A67 CL	NEW	11	100	1521	138.2	No	A70	80	4000	10	20,000	A++	124x70	74267900	
	NEW	11	100	1521	138.2	No	A70	80	2700	10	20,000	A++	124x70	74269300	



Please refer to the site www.philips.com/masterledlamps for the latest information about dimming MASTER LEDlamps and about transformer compatibility.

LED bulb classic

CorePro LED bulb



The affordable LEDbulb solution

CorePro LEDbulbs are compatible with existing fixtures with an E27 or B22 holder and are designed for retrofit replacement of incandescent bulbs. They deliver huge energy savings and minimize maintenance cost. The CorePro LED bulb is the perfect bulb for your basic lighting needs. It

provides the beautiful light and dependable performance you expect from LED at an affordable price.

- With a pure and elegant design, this bulb is the perfect replacement for your matted incandescent bulbs.
- Up to 80% energy saving
- Lower maintenance costs

CorePro LED bulb



Product type		LED	Traditional	Lumen output	Efficacy	Dimmable	Bulb shape	CRI	Color temp.	Pack	Lifetime	Energy-label	Dimensions	EOC
		W	W	lm	lm/W				K		Hrs.		H x W	8718696
1	D 11.5-75W A60 E27 827	11.5	75	1055	92	Yes	A60	80	2700	10	15,000	A+	110x60	47877600
2	D 16-100W A67 827 E27	16	100	1521	95	Yes	A67	80	2700	10	15,000	A+	132x68	47875200
3	ND 6.5-40W E27 A60 CL	6.5	40	470	72	No	A60	80	2700	10	15,000	A+	110x60	51587700
	ND 6.5-40W B22 A60 CL	6.5	40	470	72	No	A60	80	2700	10	15,000	A+	110x60	51589100
4	ND 9.5-60W E27 A60 CL	9.5	60	806	85	No	A60	80	2700	10	15,000	A+	110x60	51599000
	ND 9.5-60W B22 A60 CL	9.5	60	806	85	No	A60	80	2700	10	15,000	A+	110x60	51601000
5	ND 5-40W A60 E27 840	5	40	470	94	No	A60	80	4000	10	15,000	A+	110x61	57779000
	ND 5-40W A60 E27 865	5	40	470	94	No	A60	80	6500	10	15,000	A+	110x61	57787500
	ND 5.5-40W A60 E27 827	5.5	40	470	85	No	A60	80	2700	10	15,000	A+	110x60	57757800
	ND 5.5-40W A60 B22 827	5.5	40	470	85	No	A60	80	2700	10	15,000	A+	108x60	57765300
	ND 5.5-40W A60 E27 830	5.5	40	470	85	No	A60	80	3000	10	15,000	A+	110x60	57993000

Continues on next page

CorePro LED bulb



CorePro LED bulb



Product type	LED	Traditional	Lumen output	Efficacy	Dimmable	Bulb shape	CRI	Color temp.	Pack	Lifetime	Energy-label	Dimensions	EOC
	W	W	lm	lm/W				K		Hrs.		H x W	
6 CorePro LEDbulb													8718696
ND 7.5-60W A60 E27 840	7.5	60	806	107	No	A60	80	4000	10	15,000	A+	110x60	5777600
ND 7.5-60W A60 E27 865	7.5	60	806	107	No	A60	80	6500	10	15,000	A+	110x60	57785100
ND 8-60W A60 E27 827	8	60	806	101	No	A60	80	2700	10	15,000	A+	110x60	57755400
ND 8-60W A60 B22 827	8	60	806	101	No	A60	80	2700	10	15,000	A+	108x60	57763900
ND 8-60W A60 E27 830	8	60	806	101	No	A60	80	3000	10	15,000	A+	110x60	57771400
7 ND 10-75W A60 E27 840	10	75	1055	106	No	A60	80	4000	10	15,000	A+	110x60	51032200
ND 10-75W A60 E27 865	10	75	1055	106	No	A60	80	6500	10	15,000	A+	110x60	49758600
ND 10.5-75W A60 E27 830	10.5	75	1055	100	No	A60	80	3000	10	15,000	A+	110x60	49752400
ND 11-75W A60 E27 827	11	75	1055	96	No	A60	80	2700	10	15,000	A+	110x60	49076100
ND 11-75W A60 B22 827	11	75	1055	96	No	A60	80	2700	10	15,000	A+	108x60	51004900
8 ND 13-100W A60 E27 827	13	100	1521	117	No	A60	80	2700	10	15,000	A+	110x60	49074700
ND 13-100W A60 B22 827	13	100	1521	117	No	A60	80	2700	10	15,000	A+	108x60	51002500
ND 13-100W A60 E27 830	13	100	1521	117	No	A60	80	3000	10	15,000	A+	110x60	57767700
ND 13-100W A60 E27 840	13	100	1521	117	No	A60	80	4000	10	15,000	A+	110x60	51030800
ND 13-100W A60 E27 865	13	100	1521	117	No	A60	80	6500	10	15,000	A+	110x60	57781300



Please refer to the site www.philips.com/masterledlamps for the latest information about dimming MASTER LEDlamps and about transformer compatibility.

CorePro
LED bulb


CorePro LED bulb



CorePro LED bulbs - 120W - 150W




Product type	LED	Traditional	Lumen output	Efficacy	Dimmable	Bulb shape	CRI	Color temp.	Pack	Lifetime	Energy-label	Dimensions	EOC
CorePro LEDbulb	W	W	lm	lm/W				K		Hrs.		H x W	8718696
1 ND 18.5-120W E27 827 A67 NEW	18.5	120	2000	108.1	No	A67	80	2700	10	15,000	A+	132x96	70167600
ND 18-120W E27 840 A67 NEW	18	120	2000	111.1	No	A67	80	4000	10	15,000	A+	132x96	70169000
ND 18-120W A67 865 E27 NEW	18	120	2000	111.1	No	A67	80	6500	10	15,000	A+	132x96	70171300
2 ND 23.5-150W E27 827 A80 NEW	22.5	150	2500	#N/A	No	A67	80	2700	10	15,000	A+	132x96	77035100
ND 23.5-150W E27 840 A80 NEW	20	150	2500	#N/A	No	A67	80	4000	10	15,000	A+	132x96	77037500
ND 23.5-150W E27 865 A80 NEW	20	150	2500	#N/A	No	A67	80	6500	10	15,000	A+	132x96	77039900

 Please refer to the site www.philips.com/masterledlamps for the latest information about dimming MASTER LEDlamps and about transformer compatibility.

CorePro
LED bulb

CorePro LED bulb



CorePro LED bulbs - Dimmable



Product type		LED	Traditional	Lumen output	Efficacy	Dimmable	Bulb shape	CRI	Color temp.	Pack	Lifetime	Energy-label	Dimensions	EOC	
		W	W	lm	lm/W				K		Hrs.		H x W	8718696	
1	D 5.5-40W A60 E27 827	NEW	5.5	40	470	85.45	Yes	A60S	80	2200-2700	10	50,000	A+	110x60	76266000
	D 5.5-40W A60 B22 827	NEW	5.5	40	470	85.45	Yes	A60S	80	2200-2700	10	50,000	A+	110x60	76268400
2	D 8.5-60W A60 E27 827	NEW	8.5	60	806	94.82	Yes	A60S+	80	2200-2700	10	50,000	A+	110x60	76270700
	D 8.5-60W A60 B22 827	NEW	8.5	60	806	94.82	Yes	A60S+	80	2200-2700	10	50,000	A+	110x60	76272100
3	D 11-75W A60 E27 827	NEW	11	75	1055	95.90	Yes	A60M	80	2200-2700	10	50,000	A+	110x60	76274500
	D 11-75W A60 B22 827	NEW	11	75	1055	95.90	Yes	A60M	80	2200-2700	10	50,000	A+	110x60	76276900
4	D 13.5-100W A67 E27 827	NEW	13.5	100	1521	112.6	Yes	A67	80	2200-2700	10	50,000	A+	137x70	76278300
	D 13.5-100W A67 B22 827	NEW	13.5	100	1521	112.6	Yes	A67	80	2200-2700	10	50,000	A+	137x70	76280600



Please refer to the site www.philips.com/masterledlamps for the latest information about dimming MASTER LEDlamps and about transformer compatibility.

CorePro
LED bulb


CorePro LED bulb



CorePro LED bulbs - 40/60W



Product type		LED	Traditional	Lumen output	Efficacy	Dimmable	Bulb shape	CRI	Color temp.	Pack	Lifetime	Energy-label	Dimensions	EOC	
		W	W	lm	lm/W				K		Hrs.		H x W		
1	CorePro LEDbulb													8718696	
	5-40W A60 E27 830	NEW	5	40	470	94	No	A605	80	3000	10	50,000	A+	110x60	57993000
	ND 5-40W A60 E27 840	NEW	5	40	470	94	No	A605	80	4000	10	50,000	A+	110x60	57779000
	ND 5-40W A60 E27 865	NEW	5	40	470	94	No	A605	80	6500	10	50,000	A+	110x60	57787500
	ND 5.5-40W A60 B22 827	NEW	5.5	40	470	85	No	A605	80	2700	10	50,000	A+	108x60	57765300
	ND 5.5-40W A60 E27 827	NEW	5.5	40	470	85	No	A605	80	2700	10	50,000	A+	110x60	57757800
2	7.5-60W A60 E27 830	NEW	7.5	60	806	107.4	No	A605	80	3000	10	50,000	A+	110x60	57771400
	ND 7.5-60W A60 E27 840	NEW	7.5	60	806	107	No	A605	80	4000	10	50,000	A+	110x60	57777600
	ND 7.5-60W A60 E27 865	NEW	7.5	60	806	100.7	No	A605	80	6500	10	50,000	A+	110x60	57785100
	ND 8-60W A60 B22 827	NEW	8	60	806	100	No	A605	80	2700	10	50,000	A+	108x60	57763900
	ND 8-60W A60 E27 827	NEW	8	60	806	100	No	A605	80	2700	10	50,000	A+	110x60	57755400

 Please refer to the site www.philips.com/masterledlamps for the latest information about dimming MASTER LEDlamps and about transformer compatibility.

CorePro
LED bulb

CorePro LED bulb



CorePro LED bulbs - 75/100W



Product type		LED	Traditional	Lumen output	Efficacy	Dimmable	Bulb shape	CRI	Color temp.	Pack	Lifetime	Energy-label	Dimensions	EOC
		W	W	lm	lm/W				K		Hrs.		H x W	
1	CorePro LEDbulb													8718696
	ND 11-75W A60 B22 827	NEW				No	A60M	80	2700	10	50,000	A+	108x60	57761500
	ND 11-75W A60 E27 827	NEW				No	A60M	80	2700	10	50,000	A+	110x60	57753000
	ND 10.5-75W A60 E27 830	NEW				No	A60M	80	3000	10	50,000	A+	110x60	49752400
	ND 10-75W A60 E27 840	NEW				No	A60M	80	4000	10	50,000	A+	110x60	51032200
	ND 10-75W A60 E27 865	NEW				No	A60M	80	6500	10	50,000	A+	110x60	49758600
2	ND 13-100W A60 B22 827	NEW				No	A60M	80	2700	10	50,000	A+	108x60	51002500
	ND 13-100W A60 E27 827	NEW				No	A60M	80	2700	10	50,000	A+	110x60	49074700
	ND 13-100W A60 E27 830	NEW				No	A60M	80	3000	10	50,000	A+	110x60	57767700
	12.5-100W A60 E27 840	NEW				No	A60M	80	4000	10	50,000	A+	110x60	51030800
	12.5-100W A60 E27 865	NEW				No	A60M	80	6500	10	50,000	A+	110x60	57781300



Please refer to the site www.philips.com/masterledlamps for the latest information about dimming MASTER LEDlamps and about transformer compatibility.

CorePro
LED bulb



LED luster and candle

MASTER LEDcluster

Thanks to a revolutionary new lens design, these candles now produce the most beautiful sparkling light. The ivory-colored design is a perfect match with existing luminaires.

- Philips Classic LED - Designed to be seen
- DimTone: the more you dim the warmer the light
- Unique, eye-catching lens design
- Huge energy savings



MASTER LEDluster



MASTER LEDluster DimTone



Product type	LED	Traditional	Lumen output	Efficacy	Dimmable	Bulb shape	CRI	Color temp.	Pack	Lifetime	Energy-label	Dimensions	EOC
MASTER LEDluster	W	W	lm	lm/W				K		Hrs.		H x W	8718696
1 DT 4-25W E14 827 P48 CL	4	25	250	63	Yes	P48	80	2700-2200	10	25,000	A+	95x48	45378000
2 DT 4-25W E27 827 P48 CL	4	25	250	63	Yes	P48	80	2700-2200	10	25,000	A+	93x48	45380300
1 DT 6-40E E14 827 P48 CL	6	40	470	78	Yes	P48	80	2700-2200	10	25,000	A+	95x48	45358200
2 DT 6-40E E27 827 P48 CL	6	40	470	78	Yes	P48	80	2700-2200	10	25,000	A+	93x48	45360500




Please refer to the site www.philips.com/masterledlamps for the latest information about dimming MASTER LEDlamps and about transformer compatibility.

MASTER LED
luster and
candle

MASTER LEDcandle


Thanks to a revolutionary new lens design, these candles now produce the most beautiful sparkling light. The ivory-colored design is a perfect match with existing luminaires.

- Philips LED classic - Designed to be seen
- DimTone: the more you dim the warmer the light
- Unique, eye-catching lens design
- Huge energy savings



MASTER LED
luster and
candle

MASTER LEDcandle



MASTER LEDcandle DimTone



reddot award 2016
winner

Product type	LED		Traditional	Lumen output	Efficacy	Dimmable	Bulb shape	CRI	Color temp.	Pack	Lifetime	Energy-label	Dimensions	EOC
	W	W	W	lm	lm/W				K		Hrs.		H x W	
MASTER LEDcandle														8718696
1 DT 4-25W E14 827 B38 CL	4	25	25	250	65	Yes	B38	80	2700-2200	10	25,000	A+	113x38	45368100
2 DT 4-25W E14 827 BA38 CL	4	25	25	250	65	Yes	BA38	80	2700-2200	10	25,000	A+	129x38	45376600
3 DT 6-40W E27 B38 CL	6	40	40	470	75	Yes	B38	80	2700-2200	10	25,000	A+	113x38	47479200
4 DT 6-40W E14 827 B38 CL	6	40	40	470	78	Yes	B38	80	2700-2200	10	25,000	A+	113x38	45350600
5 DT 6-40W E14 827 BA38 CL	6	40	40	470	78	Yes	BA38	80	2700-2200	10	25,000	A+	129x38	45354400
6 DT 6-40W B22 827 B38 CL	6	40	40	470	78	Yes	B38	80	2700-2200	10	25,000	A+	113x38	45362900
7 DT 6-40W B15 827 B38 CL	6	40	40	470	78	Yes	B38	80	2700-2200	10	25,000	A+	113x38	55601600
8 DT 4-25W B22 B38 CL NEW	4	25	25	250	62	Yes	B38	80	2200-2700	10	50,000	A+	110x38	70065500



Please refer to the site www.philips.com/masterledlamps for the latest information about dimming MASTER LEDlamps and about transformer compatibility.

MASTER LED
luster and
candle

LED luster classic



LED luster classic




Product type	LED	Traditional	Lumen output	Efficacy	Dimmable	Bulb shape	CRI	Color temp.	Pack	Lifetime	Energy-label	Dimensions	EOC
CLA LED luster	W	W	lm	lm/W				K		Hrs.		H x W	8718696
1 D 5-40W P45 B22 827 CL	5	40	470	94	Yes	P45	80	2700	10	15,000	A++	80x45	57565900
2 ND 2-25W P45 E14 827 CL	2	25	250	125	No	P45	80	2700	10	15,000	A++	80x45	57413300
3 ND 2-25W P45 E27 827 CL	2	25	250	125	No	P45	80	2700	10	15,000	A++	80x45	57415700
4 ND 4-40W P45 E14 827 CL	4	40	470	118	No	P45	80	2700	10	15,000	A++	80x45	58725600
5 ND 4-40W P45 E27 827 CL	4	40	470	118	No	P45	80	2700	10	15,000	A++	80x45	58727000



Please refer to the site www.philips.com/masterledlamps for the latest information about dimming MASTER LEDlamps and about transformer compatibility.

LED candle classic



LEDcandle DimTone



Product type	LED	Traditional	Lumen output	Efficacy	Dimmable	Bulb shape	CRI	Color temp.	Pack	Lifetime	Energy-label	Dimensions	EOC
	W	W	lm	lm/W				K		Hrs.		H x W	8718696
1 ND 2-25W B35 E14 827 CL	2	25	250	125	No	B35	80	2700	10	15,000	A++	97x35	57407200
2 ND 2-25W BA35 E14 827 CL	2	25	250	125	No	BA35	80	2700	10	15,000	A++	123x35	57409600
3 ND 2-25W ST35 E14 827 CL	2	25	250	125	No	ST35	80	2700	10	15,000	A++	97x35	57411900
4 ND 4-40W B35 E14 827 CL	4	40	470	118	No	B35	80	2700	10	15,000	A++	97x35	58729400



Please refer to the site www.philips.com/masterledlamps for the latest information about dimming MASTER LEDlamps and about transformer compatibility.

LED luster and candle classic

Classic filament candles and lusters



Classic filament candles and lusters – Dim Gold



Product type		LED	Traditional	Lumen output	Efficacy	Dimmable	Bulb shape	CRI	Color temp.	Pack	Lifetime	Energy-label	Dimensions	EOC
CLA LED candle		W	W	lm	lm/W				K		Hrs.		H x W	8718696
1 D 5-35W E14 GOLD B35 CL	NEW	5	35	410	82	Yes	B35	80	2500	10	20,000	A+	102x35	75084100
2 D 5-35W E14 GOLD BA35 CL	NEW	5	35	410	82	Yes	BA35	80	2500	10	20,000	A+	129x35	75088900
CLA LED luster		W	W	lm	lm/W				K		Hrs.		H x W	8718696
3 D 5-35W E14 GOLD P45 CL	NEW	5	35	410	82	Yes	P45	80	2500	10	20,000	A+	92x45	75086500
4 D 5-35W E27 GOLD P45 CL	NEW	5	35	410	82	Yes	P45	80	2500	10	20,000	A+	80x45	75090200



Please refer to the site www.philips.com/masterledlamps for the latest information about dimming MASTER LEDlamps and about transformer compatibility.

LED luster and candle classic

Classic filament candles and lusters



Classic filament candles and lusters - Dim



	Product type	LED		Lumen output	Efficacy	Dimmable	Bulb shape	CRI	Color temp.	Pack	Lifetime	Energy-label	Dimensions	EOC	
		W	Traditional												
	CLA LED candle	W	W	lm	lm/W				K		Hrs.		H x W	8718696	
1	D 2.7-25W B35 E14 827 CL	NEW	2.7	25	250	92.59	Yes	B35	80	2700	10	20,000	A++	103x35	70980100
2	D 5-40W B35 E14 827 CL	NEW	5	40	470	94	Yes	B35	80	2700	10	20,000	A+	103x35	70982500
3	D 5-40W B35 B22 827 CL	NEW	5	40	470	94	Yes	B35	80	2700	10	20,000	A+	97x35	70984900
4	D 5-40W BA35 E14 827 CL	NEW	5	40	470	94	Yes	BA35	80	2700	10	20,000	A+	129x35	70996200
	CLA LED luster	W	W	lm	lm/W				K		Hrs.		H x W	8718696	
5	D 2.7-25W P45 E14 827 CL	NEW	2.7	25	250	92.59	Yes	P45	80	2700	10	20,000	A++	85x45	70986300
6	D 2.7-25W P45 E27 827 CL	NEW	2.7	25	250	92.59	Yes	P45	80	2700	10	20,000	A++	80x45	70988700
7	D 5-40W P45 E14 827 CL	NEW	5	40	470	94	Yes	P45	80	2700	10	20,000	A+	85x45	70990000
8	D 5-40W P45 E27 827 CL	NEW	5	40	470	94	Yes	P45	80	2700	10	20,000	A+	80x45	70992400
9	D 5-40W P45 B22 827 CL	NEW	5	40	470	94	Yes	P45	80	2700	10	20,000	A+	78x45	70994800



Please refer to the site www.philips.com/masterledlamps for the latest information about dimming MASTER LEDlamps and about transformer compatibility.

LED luster and candle classic

Classic filament **candles and lusters**



B22 B15

Classic filament candles and lusters - Non-Dim CL



Product type		LED	Traditional	Lumen output	Efficacy	Dimmable	Bulb shape	CRI	Color temp.	Pack	Lifetime	Energy-label	Dimensions	EOC
		W	W	lm	lm/W				K		Hrs.		H x W	8718696
1 CLA LED candle														
ND 2-25W B35 B15 827 CL	NEW	2	25	250	0	No	B35	80	2700	10	20,000	A++	97x35	76688000
ND 2-25W B35 B22 827 CL	NEW	2	25	250	0	No	B35	80	2700	10	20,000	A++	93x35	76690300
ND 4-40W B35 B15 827 CL	NEW	4	40	470	0	No	B35	80	2700	10	20,000	A++	97x35	76692700
ND 4-40W B35 B22 827 CL	NEW	4	40	470	0	No	B35	80	2700	10	20,000	A++	93x35	76694100
2 CLA LED luster														
ND 2-25W P45 B22 827 CL	NEW	2	25	250	0	No	P45	80	2700	10	20,000	A++	78x45	76696500



Please refer to the site www.philips.com/masterledlamps for the latest information about dimming MASTER LEDlamps and about transformer compatibility.

LED luster and candle classic

Classic frosted LED lamps

Classic look & feel

Featuring a classic heritage design, LED frosted Classic bulbs deliver beautiful, decorative warm-white light while saving around 90% on energy costs. The familiar shapes of the LED frosted Classic lamps are a perfect fit for your existing fixtures.

- Around 90% energy saving
- Very long lifetime that reduces the need for replacement
- Easy replacement of classic conventional lamps



LED luster and candle classic

Classic filament **candles and lusters**



Classic filament candles and lusters - Non-Dim FR



Product type			LED	Traditional	Lumen output	Efficacy	Dimmable	Bulb shape	CRI	Color temp.	Pack	Lifetime	Energy-label	Dimensions	EOC
			W	W	lm	lm/W			K	Hrs.	H x W	8718696			
1	ND 2.2-25W B35 E14 FR	NEW	2.2	25	250	113.6	No	B35	80	2700	10	20,000	A++	97x35	70637400
	ND 4.3-40W B35 E14 FR	NEW	4.3	40	470	109.3	No	B35	80	2700	10	20,000	A++	97x35	70639800
2	ND 2.2-25W P45 E14 FR	NEW	2.2	25	250	113.6	No	P45	80	2700	10	20,000	A++	80x45	70641100
	ND 4.3-40W P45 E27 FR	NEW	4.3	40	470	109.3	No	P45	80	2700	10	20,000	A++	80x45	70643500
3	ND 2.2-25W P45 E14 FR	NEW	2.2	25	250	113.6	No	P45	80	2700	10	20,000	A++	78x45	70645900
	ND 4.3-40W P45 E27 FR	NEW	4.3	40	470	109.3	No	P45	80	2700	10	20,000	A++	78x45	70647300
4	ND 2.2-25W BA35 E14 FR	NEW	2.2	25	250	113.6	No	BA35	80	2700	10	20,000	A++	123x35	70649700



Please refer to the site www.philips.com/masterledlamps for the latest information about dimming MASTER LEDlamps and about transformer compatibility.

LED luster and candle classic

CorePro LED luster



The CorePro LED luster is designed for retrofit replacement of incandescent lamps.

- Non-Dimmable
- Huge energy savings



CorePro LED luster clear / frosted



Product type		LED	Traditional	Lumen output	Efficacy	Dimmable	Bulb shape	CRI	Color temp.	Pack	Lifetime	Energy-label	Dimensions	EOC	
CorePro LED luster		W	W	lm	lm/W				K		Hrs.		H x W	8718696	
1	ND 4-25W E14 827 P45 CL	4	25	250	65	No	P45	80	2700	10	15,000	A+	88x45	50759900	
2	ND 4-25W E27 827 P45 CL	4	25	250	65	No	P45	80	2700	10	15,000	A+	95x48	50767400	
1	ND 5.5-40W E14 827 P45 CL	5.5	40	470	85	No	P45	80	2700	10	15,000	A+	88x45	45483100	
2	ND 5.5-40W E27 827 P45 CL	5.5	40	470	85	No	P45	80	2700	10	15,000	A+	95x48	50763600	
1	ND 5.5-40W E14 840 P45 CL	5.5	40	520	95	No	P45	80	4000	10	15,000	A+	88x45	54344300	
3	ND 4-25W E14 827 P45 FR	4	25	250	65	No	P45	80	2700	10	15,000	A+	88x45	78703700	
4	ND 4-25W E27 827 P45 FR	4	25	250	65	No	P45	80	2700	10	15,000	A+	95x48	78705100	
3	ND 3.5-25W E14 840 P45 FR	3.5	25	290	83	No	P45	80	4000	10	15,000	A+	88x45	54352800	
3	ND 5.5-40W E14 827 P45 FR	5.5	40	470	85	No	P45	80	2700	10	15,000	A+	88x45	47489100	
4	ND 5.5-40W E27 827 P45 FR	5.5	40	470	85	No	P45	80	2700	10	15,000	A+	95x48	50765000	
3	ND 5.5-40W E14 840 P45 FR	5.5	40	520	95	No	P45	80	4000	10	15,000	A+	88x45	54360300	
5	ND 7-60W E14 840 P48 FR	NEW	7	60	830	118.5	No	P48	80	4000	10	50,000	A++	95x48	70307600
6	ND 7-60W E27 840 P48 FR	NEW	7	60	830	118.5	No	P48	80	4000	10	50,000	A++	93x48	70309000
5	ND 7-60W E14 827 P48 FR	NEW	7	60	806	115.1	No	P48	80	2700	10	50,000	A++	95x48	70301400
6	ND 7-60W E27 827 P48 FR	NEW	7	60	806	115.1	No	P48	80	2700	10	50,000	A++	93x48	70303800
5	ND 7-60W E14 865 P48 FR	NEW	7	60	830	118.5	No	P48	80	6500	10	50,000	A++	95x48	74687500



Please refer to the site www.philips.com/masterledlamps for the latest information about dimming MASTER LEDlamps and about transformer compatibility.

CorePro LED candle

The frosted CorePro LED candle is designed for retrofit replacement of incandescent lamps.

- Non-Dimmable
- Clear and frosted
- Huge energy savings



CorePro LED candle clear / frosted



reddot award 2016 winner

Product type	LED	Traditional	Lumen output	Efficacy	Dimmable	Bulb shape	CRI	Color temp.	Pack	Lifetime	Energy-label	Dimensions	EOC
	W	W	lm	lm/W				K		Hrs.		H x W	8718696
1 ND 4-25W E14 827 B35 CL	4	25	250	65	No	B35	80	2700	10	15,000	A+	106x35	50757500
1 ND 5.5-40W E14 827 B35 CL	5.5	40	470	85	No	B35	80	2700	10	15,000	A+	106x35	45479400
1 ND 5.5-40W E14 840 B35 CL	5.5	40	520	95	No	B35	80	4000	10	15,000	A+	106x35	54340500
2 ND 4-25W E14 827 B35 FR	4	25	250	65	No	B35	80	2700	10	15,000	A+	106x35	78701300
2 ND 3.5-25W E14 840 B35 FR	3.5	25	290	83	No	B35	80	4000	10	15,000	A+	106x35	54348100
3 ND 5.5-40W E14 827 B35 FR	5.5	40	470	85	No	B35	80	2700	10	15,000	A+	106x35	76238600
3 ND 5.5-40W E14 840 B35 FR	5.5	40	520	95	No	B35	80	4000	10	15,000	A+	106x35	54356600
4 ND 7-60W E14 827 B38 FR NEW	7	60	806	115.1	No	B38	80	2700	10	50,000	A++	114x38	70299400
4 ND 7-60W E14 840 B38 FR NEW	7	60	830	118.5	No	B38	80	4000	10	50,000	A++	114x38	70305200
4 ND 7-60W E14 865 B38 FR NEW	7	60	830	118.5	No	B38	80	6500	10	50,000	A++	114x38	74685100



Please refer to the site www.philips.com/masterledlamps for the latest information about dimming MASTER LEDlamps and about transformer compatibility.

CorePro LED luster and candle



HID replacement

TrueForce Public



Now there is a cost-effective alternative that makes it easy to upgrade urban lighting by using LED. Philips TrueForce is the first direct replacement with exactly the same size as HPL/HQL 125W. This ensures a perfect fit with existing modern and traditional luminaires. It's the simplest way to upgrade to LED while keeping your initial investment low.

- Energy saving up to 75%
- Reliable lifetime up to 50.000 hours
- Right lamp size and lighting distribution for direct retrofit with a peace of mind
- Direct LED replacement solution without changing the fixture
- Optically efficient, emits light towards usage direction
- Pleasant white light with CRI 70



TrueForce Post-top



Product type	LED	Traditional	Lumen output	Efficacy	Dimmable	CRI	Voltage	Input Current	Starting time	Lifetime	Energy-label	Dimensions	EOC
	W	W	lm	lm/W				K		Hrs.		H x W	8718696
TForce LED HPL													
ND 48-33W E27 740 CL	33	125	4800	129	No	70	220-240	165	<0,5	50,000	A+	84 x 178	68696600
ND 44-33W E27 740 FR	33	125	4400	114	No	70	220-240	165	<0,5	50,000	A+	84 x 178	68698000
ND 32-25W E27 740 CL	25	80	3200	120	No	70	220-240	135	<0,5	50,000	A++	84 x 178	68700000
ND 29-25W E27 740 FR	25	80	2900	108	No	70	220-240	135	<0,5	50,000	A++	84 x 178	68702400



Please refer to the site www.philips.com/trueforce-led-lamps for the latest information about dimming MASTER LEDlamps and about transformer compatibility.

TrueForce road and highway lighting



Introducing the first direct retro-fit alternative for traditional SOX lamps. TrueForce LED is the cost-effective way to upgrade with LED. As it is exactly the same size as SOX lamp, it's a one-to-one replacement in road and highway applications. The rotational cap provides the directional light distribution, and dimming is available as an option. The energy efficiency, long lifetime and reduced maintenance bring more savings.

- InstantFit – no need to change the fixture
- Fast payback – around 1 to 2 years
- Easy adoption – only direct lamp replacement required
- Sustainability – low energy consumption
- Enhance comfort and safety

TrueForce SOX

[view online](#)



TrueForce
Public

Product type	LED	Lumen output	Efficacy	Dimmable	CRI	Lifetime	Starting time	Energy-label	Dimensions	EOC
	W	lm	lm/W			Hrs.	s	(EU only)	H x W	8718696
D 40-31W B22d 740 FR*	36	4000	129	Yes	70	50,000	<0.5	A+	422x54	69938600



Please refer to the site www.philips.com/trueforce-led-lamps for the latest information about dimming MASTER LED lamps and about transformer compatibility.

TrueForce Industrial and Retail



Ideal for HPI/SON/HPL LED replacement in Highbay application

Philips TrueForce LED Industrial and Retail lamps give you a quick and easy payback solution to replace HID lamps in Highbay application. The solution gives you the LED benefits of energy-efficiency and long-lifetime, plus they come for a low initial investment. With unique lamp design and compatibility, you can directly retrofit HID lamps with TrueForce

LED lamps without changing the fixtures or gear. Multiple beam angle options and high colour rendering index enhance the lighting distribution while creating a comfortable, safe and high productivity environment.

- Instant upgrade and easy to install - less time consuming and safer working at height.
- Great payback (<2 years) and extended energy savings of 65% vs. existing conventional systems
- Low initial investment



TrueForce Highbay



Product type	Input wattage		Color temperature	Efficacy	Dimmable	CRI	Lumen output	Beam angle	Lifetime	Energy-label	Dimensions	EOC
	W	Replacement wattage										
TForce LED HPI	W	W	lm	lm/W				K	Hrs.		H x W	8718696
ND 110-88W E40 840 60D	88	250	4000	111	No	80	11,000	60	50,000	A+	250x210	71378500
ND 110-88W E40 840 120D	88	250	4000	122	No	80	11,000	120	50,000	A+	250x210	71382200



Please refer to the site www.philips.com/trueforce-led-lamps for the latest information about dimming MASTER LEDlamps and about transformer compatibility.

TrueForce Industrial and Retail



© Philips Lighting Holding B.V. 2017. All rights reserved. Philips reserves the right to make changes in specifications and/or to discontinue any product at any time without notice or obligation and will not be liable for any consequences resulting from the use of this publication.

www.philips.com/masterledlamps
www.philips.com/ledtube
www.philips.com/trueforce-led-lamps

9/2017