

Table of content

MASTER LEDtube HF T5

• MASTER LEDtube HF InstantFit T5 HO - 1200 mm	2
• MASTER LEDtube HF InstantFit T5 HO - 1500 mm	3
• MASTER LEDtube HF InstantFit T5 UO - 1500 mm	4
• MASTER LEDtube HF InstantFit HE T5 - 600mm	5
• MASTER LEDtube HF InstantFit HE T5 - 1200mm	6
• MASTER LEDtube HF InstantFit HE T5 - 1500mm	7

MASTER LEDtube HF T8

• MASTER LEDtube HF InstantFit T8 - 600mm	8
• MASTER LEDtube HF InstantFit T8 - 1200 mm	9
• MASTER LEDtube HF InstantFit T8 - 1500 mm	11
• MASTER LEDtube Universal T8 - 1200 mm	13
• MASTER LEDtube Universal T8 - 1500 mm	15

CorePro LEDtube HF T8

• CorePro LEDtube HF InstantFit T8 - 600mm	17
• CorePro LEDtube HF InstantFit T8 - 1200mm	18
• CorePro LEDtube HF InstantFit T8 - 1500mm	20

MASTER LEDtube HF InstantFit T8 - 1200 mm

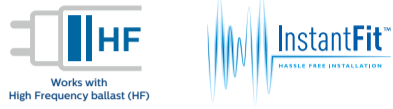


Ballast Compatibility

KEY

	Ballast is compatible
	Ballast is compatible, light output may differ >10% compared to specifications
Dim	Ballast is compatible and conditional released for dimming
	Ballast is not compatible
	Ballast LEDtube combination not tested

This document is for information purposes and must be treated as recommendation. Philips attempted to provide best results, results are generated in lab controlled environment and may differ from actual application conditions



	Ballast type	10nc / Ref. no.	Lamps on ballast	MASTER LEDtube HF 1200mm 16.5W 833 T8 MEAT	MASTER LEDtube 1200mm HF HO, InstantFit T8 2100 lm	MASTER LEDtube 1200mm HF UO, InstantFit T8 2500 lm
				Product reference number: 929001226302	Product reference number: 929001284302 929001284102 929001284202	Product reference number: 929001300202 929001300002 929001300102
				AC (50 Hz) on HF Ballast Compatible	AC (50 Hz) on HF Ballast Compatible	AC (50 Hz) on HF Ballast Compatible
PHILIPS	EB-C 136 TL-D 220-240	9137 131 992	1			
	EB-S 236 TL-D 220-230	9137 130 216	2			
	HF-B 136 TLD 220-240	9137 001 122	1			
	HF-B 136 TLD EII 220-240	9137 001 926	1			
	HF-B 236 TL-D 220-240	9137 001 124	2			
	HF-B 236 TLD EII 220-240	9137 001 928	2			
	HF-E 136 TL-D II	9137 130 410	1			
	HF-E 236 TL-D	9137 130 391	2			
	HF-E 236 TL-D II	9137 130 411	2			
	HF-K 136 TLD 220-240	9137 001 477	1			
	HF-P 136 TL-D III IDC	9137 130 315	1			
	HF-P 236 TL-D III IDC	9137 130 316	2			
	HF-P 336 TL-D III IDC	9137 130 317	3			
	HF-P Xt 136 TLD EII 220-240	9137 006 177	1			
	HF-P XT 236 TLD EII 220-240	9137 006 178	2			
	HF-P 136 TLD EII 220-240	9137 001 911	1			
	HF-P 236 TLD 230-240	9137 001 112	2			
	HF-Pi 1 14/21/24/28/39 TL5 EII 220-240	9137 006 240	1			
	HF-R 136 TL-D EII	9137 006 092	1		Dim	Dim
	HF-R 236 TL-D EII	9137 006 093	2		Dim	Dim
	HF-R 136 TL-D 220-240V 50/60Hz	9137 001 117	1			
	HF-R 236 TL-D 220-240V 50/60Hz	9137 001 120	2			
	HF-Ri TD 1 14/21/24/39 TL5 E+	9137 006 983	1			
	HF-Ri TD 2 14/21/24/39 TL5 E+	9137 006 984	2			
	HF-S 136 TL-D II	9137 130 321	1			
HF-S 236 TL-D II	9137 130 324	2				
HF-S 336 TL-D II	9137 130 327	3				
HF-P 118/136 TL-D III	9137 130 315	1				
HF-S 118/136 TL-D II	9137 130 321	1				
HF-P 218/236 TL-D III	9137 130 316	2				
HF-S 218/236 TL-D II	9137 130 324	2				
OSRAM	QT-FIT8 1x36		1			
	QT-FIT8 2x36		2			
	QTP8 1x36		1			
	QTP8 2x36		2			
	QTP-OPTIMAL 1x18-40		1			
	QTP-OPTIMAL 2x18-40		2			
QT-FIT 5/8 2x18-39		2				
HELVAR	EL1x36/40/18S		1			
	EL1x36HF		1			
	EL1x36ngn		1			
	EL2x36/40s		2			
	EL2x36ngn		2			

MASTER LEDtube HF InstantFit T8 - 1200 mm

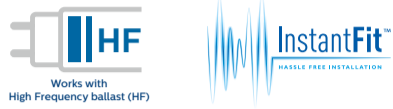


Ballast Compatibility

KEY

	Ballast is compatible
	Ballast is compatible, light output may differ >10% compared to specifications
	Dim
	Ballast is compatible and conditional released for dimming
	Ballast is not compatible
	Ballast LEDtube combination not tested

This document is for information purposes and must be treated as recommendation. Philips attempted to provide best results, results are generated in lab controlled environment and may differ from actual application conditions



	Ballast type	10nc / Ref. no.	Lamps on ballast	MASTER LEDtube HF 1200mm 16.5W 833 T8 MEAT	MASTER LEDtube 1200mm HF HO, InstantFit T8 2100 lm	MASTER LEDtube 1200mm HF UO, InstantFit T8 2500 lm
				Product reference number: 929001226302	Product reference number: 929001284302 929001284102 929001284202	Product reference number: 929001300202 929001300002 929001300102
				AC (50 Hz) on HF Ballast Compatible	AC (50 Hz) on HF Ballast Compatible	AC (50 Hz) on HF Ballast Compatible
TRIDONIC ATCO	PC 1/36 T8 INDUSTRY	86458035	1			
	PC 1/36 T8 PRO	22176217	1			
	PC 1x36 T8 PRO lp	22185214	1			
	PC2/36 T8 INDUSTRY	86458036	2			
	PC2x36 T8 PRO sl	22185217	2			
	PC 2x36 T8 TOP sl	22185226	2			
	PC 1x36 T8 TOP sl	22185223	1			
	PC1/36 T8 PRO sc	89800008	1			
	PC 1/36 T8 PRO	22176108	1			
PC 3/36 T8 PRO	22176231	3				
VOSSLOH-SCHWABE	ELXc 136.207	188708	1			
	ELXc 236.202	188316	2			
	ELXc 236.208	188705	2			
	ELXe 238.527	188137	2			
	ELXe 238.527	188137	1			
BAG-HUECO	BCS36.1FX-11/220-240	10077590	1			
	BCS36.2FX-11/220-240	10077591	2			
	D36.2-23021 E	166132	2			
	D 58.1-23021 E	166072	1			
	ECS36.2SR-01/220-240	167032	2			
TriLux	D36.2-23021 E		2			
	D58.1-23021E		1			
	DD58.1-23031E		1			
Others	EM ballast		1			
	Direct Mains		1			

General note Philips LEDtube InstantFit T8

General notes: Refer to the product reference number in the header of the columns to use this product-ballast compatibility list.

Please note that Philips LEDtubes InstantFit T8 are only tested with HF ballast on AC operation. The performance of Philips LEDtubes InstantFit T8 on HF ballasts with DC operation is not tested and is therefore not guaranteed. Philips LED tube InstantFit range is designed to work on HF ballasts only. For EM ballasts or direct mains connection, please contact a Philips sales representative for more information on our EM/Mains compatible range. This document is for information purposes only and must be treated as recommendation. Philips will not accept claims for any damage caused by not implementing the recommendations in this document. Philips does not accept any responsibility, warranty or liability when using Philips LEDtubes with ballasts not mentioned in this list, or when using successor models of the tested ballasts. Although Philips aims to provide the most accurate information and test results from controlled experiments the results may vary in different applications. This document focuses on the behaviour of above mentioned Philips LEDtube. Please also check and follow the instructions of HF ballast manufacturers for installation instructions.

Always check the latest update of the compatibility list on www.philips.com/ledtube

Dimming a LEDtube: Ballast types indicated in this list with DIM are conditional released by Philips to offer dimming functionality. Please note that the dimming curve of the LEDtube might differ from the curve of a fluorescent lamp. All other Philips LED tubes are not developed for dimming therefore the performance cannot be guaranteed in a dimming application. In case of usage of a non dimmable product in a dimmable application, warranty does not apply.

MASTER LEDtube HF InstantFit T8 - 1500 mm

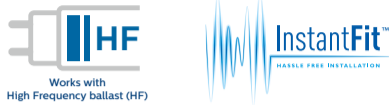


Ballast Compatibility

KEY

	Ballast is compatible
	Ballast is compatible, light output may differ >10% compared to specifications
Dim	Ballast is compatible and conditional released for dimming
	Ballast is not compatible
	Ballast LEDtube combination not tested

This document is for information purposes and must be treated as recommendation. Philips attempted to provide best results, results are generated in lab controlled environment and may differ from actual application conditions



	Ballast type	10nc / Ref. no.	Lamps on ballast	MASTER LEDtube 1500mm HF HO, Instant Fit T8 3100 lm		MASTER LEDtube 1500mm HF UO, Instant Fit T8 3700 lm	
				Product reference number: 929001284602 929001284402 929001284502	AC (50 Hz) on HF Ballast Compatible	Product reference number: 929001300502 929001300302 929001300402	AC (50 Hz) on HF Ballast Compatible
PHILIPS	EI 158 TL-D 220-240	9137 006 075	1				
	HF-B 158 TLD 220-240	9137 001 123	1				
	HF-B 158 TLD EII 220-240	9137 001 927	1				
	HF-B 258 TLD 220-240	9137 001 125	2				
	HF-B 258 TL-D EII 220-240	9137 001 929	2				
	HF-E 158 TL-D	9137 130 389	1				
	HF-E 1/2 58 TL-D II	9137 130 409	2				
	HF-E 1/2 58 TL-D II	9137 130 409	1				
	HF-P 154/155 TL5 HO/PL-L III IDC	9137 130 282	1				
	HF-P 158 TLD EII 220-240	9137 001 912	1				
	HF-P 158 TL-D III IDC	9137 130 318	1				
	HF-P 258 TLD EII 220-240	9137 001 916	2				
	HF-P 258 TL-D III IDC	9137 130 319	2				
	HF-P Xt 158 TLD EII 220-240	9137 006 179	1				
	HF-P Xt 258 TL-D EII 220-240	9137 006 180	2				
	HF-P 158 TLD 220-240	9137 001 185	1				
	HF-P 258 TLD 220-240	9137 001 110	2				
	HF-R 258 TLD 220-240	9137 001 119	2				
	HF-R 158 TLD EII	9137 006 094	1				
	HF-R 258 TLD EII	9137 006 095	2				
	HF-R TD 258 TLD EII 220-240	9137 006 070	2				
	HF-RITD 1 28/35/49/54TL5 E+	9137 006 956	1				
	HF-RITD 2 28/35/49/54TL5 E+	9137 006 958	2				
	HF-S 158		1				
	HF-S 158 TL-D II	9137 130 322	1				
	HF-S 158 TL-D II 220-240V 50/60Hz	9137 130 322	1				
	HF-S 258 TL-D II	9137 130 325	2				
	HF-S 258 TL-D II HT	9137 006 899	2				
	HF-S 158 TLD 220-240	9137 006 319	1				
	EB-P 258 TLD ICC 220-240	9137 130 210	2				
OSRAM	QT Deluxe HF 1x58 230-240 DIM		1				
	QT Deluxe HF 2x58 230-240 Dim		2				
	QT-FIT8 1x58 - 70		1				
	QT-FIT8 2x58 - 70		2				
	QTP8 1x58		1				
	QTP8 2x58		2				
	QTP-OPTIMAL 1x54-58		1				
	QTP-OPTIMAL 2x54-58		2				
	QT 1X58 DIM		1				
	QT-FIT 5/8 1x54-58		1				
QT-FIT 5/8 2x54-58		2					
HELVAR	EL1x58ngn		1				
	EL1x58s		1				
	EL2x58es		2				
	EL2x58HF		2				
	EL2x58ngn		2				
EL2x58s		2					
TRIDONIC-ATCO	PC 1/58 T8 INDUSTRY	86 458 037	1				
	PC 1/58 T8 PRO	22 176 094	1				
	PC 1x58 T8 PRO Ip	22 185 215	1				
	PC 2/58 T8 INDUSTRY	86 458 038	2				
	PC 2x58 E011		2				
	PC 2x58 E011 IDC	22 083 174	2				
	PC 2x58 T8 PRO sl	22 185 218	2				
	PC 1x58 T8 TOP sl	22 185 224	1				
	PC 2x58 T8 TOP sl	22 185 227	2				
	PCA 1/58 excel one4all	22 085 286	1				
	PCA 2x58 EXCEL One4all Ip	28 000 040	2				

MASTER LEDtube Universal T8 - 1200 mm



Ballast Compatibility

KEY

	Ballast is compatible
	Ballast is compatible, light output may differ >10% compared to specifications
	Ballast is not compatible
	Ballast LEDtube combination not tested

This document is for information purposes and must be treated as recommendation. Philips attempted to provide best results, results are generated in lab controlled environment and may differ from actual application conditions



**MASTER LEDtube 1200mm Universal,
Instant Fit
2500lm**

Product reference number:
929001336102
929001336202
929001336002

AC (50Hz) on HF Ballast Compatible

	Ballast type	10nc	Lamps on ballast
VOSSLOH-SCHWABE	ELXc 136.207	188708	1
	ELXc 236.202	188316	2
	ELXc 236.208	188705	2
	ELXe 238.527	188137	2
	ELXe 238.527	188137	1
BAG-HUECO	BCS36.1FX-11/220-240	10077590	1
	BCS36.2FX-11/220-240	10077591	2
	D36.2-23021 E	166132	2
	D 58.1-23021 E	166072	1
	ECS36.2SR-01/220-240	167032	2
Trilux	D36.2-23021 E		2
	D58.1-23021E		1
	DD58.1-23031E		1
Others	EM ballast		1
	Direct Mains (only one single side supply)		1

General note Philips LEDtube InstantFit T8

General notes: Philips LEDtubes Universal T8 are designed to work on HF ballasts, or EM ballast, or direct mains connection.

For HF ballast connection: Refer to the product reference number in the header of the columns to use this product-ballast compatibility list.

Please note that Philips LEDtubes Universal T8 are only tested with HF ballast on AC operation. The performance of Philips LEDtubes InstantFit T8 on HF ballasts with DC operation is not tested and is therefore not guaranteed. This document is for information purposes only and must be treated as recommendation. Philips will not accept claims for any damage caused by not implementing the recommendations in this document. Philips does not accept any responsibility, warranty or liability when using Philips LEDtubes with HF ballasts not mentioned in this list, or when using successor models of the tested ballasts. Although Philips aims to provide the most accurate information and test results from controlled experiments the results may vary in different applications. This document focuses on the behaviour of above mentioned Philips LEDtube. Please also check and follow the instructions of HF ballast manufacturers for installation instructions.

Always check the latest update of the compatibility list on www.philips.com/ledtube

Dimming a LEDtube: Philips MASTER LEDtubes Universal T8 are not developed for dimming therefore the performance cannot be guaranteed in a dimming application. In case of usage of a non-dimmable product in a dimmable application, warranty does not apply.

For EM ballasts or direct mains connection: Please refer to the installation guide.

CorePro LEDtube HF InstantFit T8 - 1200mm

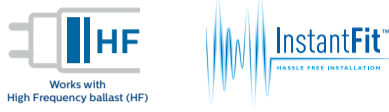


Ballast Compatibility

KEY

	Ballast is compatible
	Ballast is compatible, light output may differ >10% compared to specifications
	Ballast is not compatible

This document is for information purposes and must be treated as recommendation. Philips attempted to provide best results, results are generated in lab controlled environment and may differ from actual application conditions



	Ballast type	10nc / Ref. no.	Lamps on ballast
VOSSLOH-SCHWABE	ELXc 136.207	188708	1
	ELXc 236.202	188316	2
	ELXc 236.208	188705	2
	ELXe 238.527	188137	2
BAG-HUECO	BCS36.1FX-11/220-240	10077590	1
	BCS36.2FX-11/220-240	10077591	2
	D36.2-23021 E	166132	2
	D 58.1-23021 E	166072	1
	ECS36.2SR-01/220-240	167032	2
Trilux	D58.1-23021E		1
	DD58.1-23031E		1
Others	EM ballast		1
	Direct Mains		1

Corepro LEDtube HF, Instant Fit 1200mm T8 1600lm
Product reference number: 929001249902 929001136502
AC (50Hz) on HF Ballast Compatible

General note Philips CorePro LEDtube InstantFit T8

General notes: Refer to the product reference number in the header of the columns to use this product-ballast compatibility list.

Please note that Philips LEDtubes are only tested with HF ballast on AC operation. The performance of Philips LEDtubes on HF ballasts with DC operation is not tested and is therefore not guaranteed. Philips LED tube InstantFit range is designed to work on HF ballasts only. For EM ballasts or direct mains connection, please contact a Philips sales representative for more information on our EM/Mains compatible range. This document is for information purposes only and must be treated as recommendation. Philips will not accept claims for any damage caused by not implementing the recommendations in this document. Philips does not accept any responsibility, warranty or liability when using Philips LEDtubes with ballasts not mentioned in this list, or when using successor models of the tested ballasts. Although Philips aims to provide the most accurate information and test results from controlled experiments the results may vary in different applications. This document focuses on the behaviour of above mentioned Philips LEDtube. Please also check and follow the instructions of HF ballast manufacturers for installation instructions.

Always check the latest update of the compatibility list on www.philips.com/ledtube

Dimming a LEDtube: Philips CorePro LEDtubes InstantFit T8 are not developed for dimming therefore the performance cannot be guaranteed in a dimming application. In case of usage of a non-dimmable product in a dimmable application, warranty does not apply.



© Philips Lighting Holding B.V. 2017. All rights reserved. Philips reserves the right to make changes in specifications and/or to discontinue any product at any time without notice or obligation and will not be liable for any consequences resulting from the use of this publication.

09/2017
Data subject to change.

www.philips.com/LEDtube