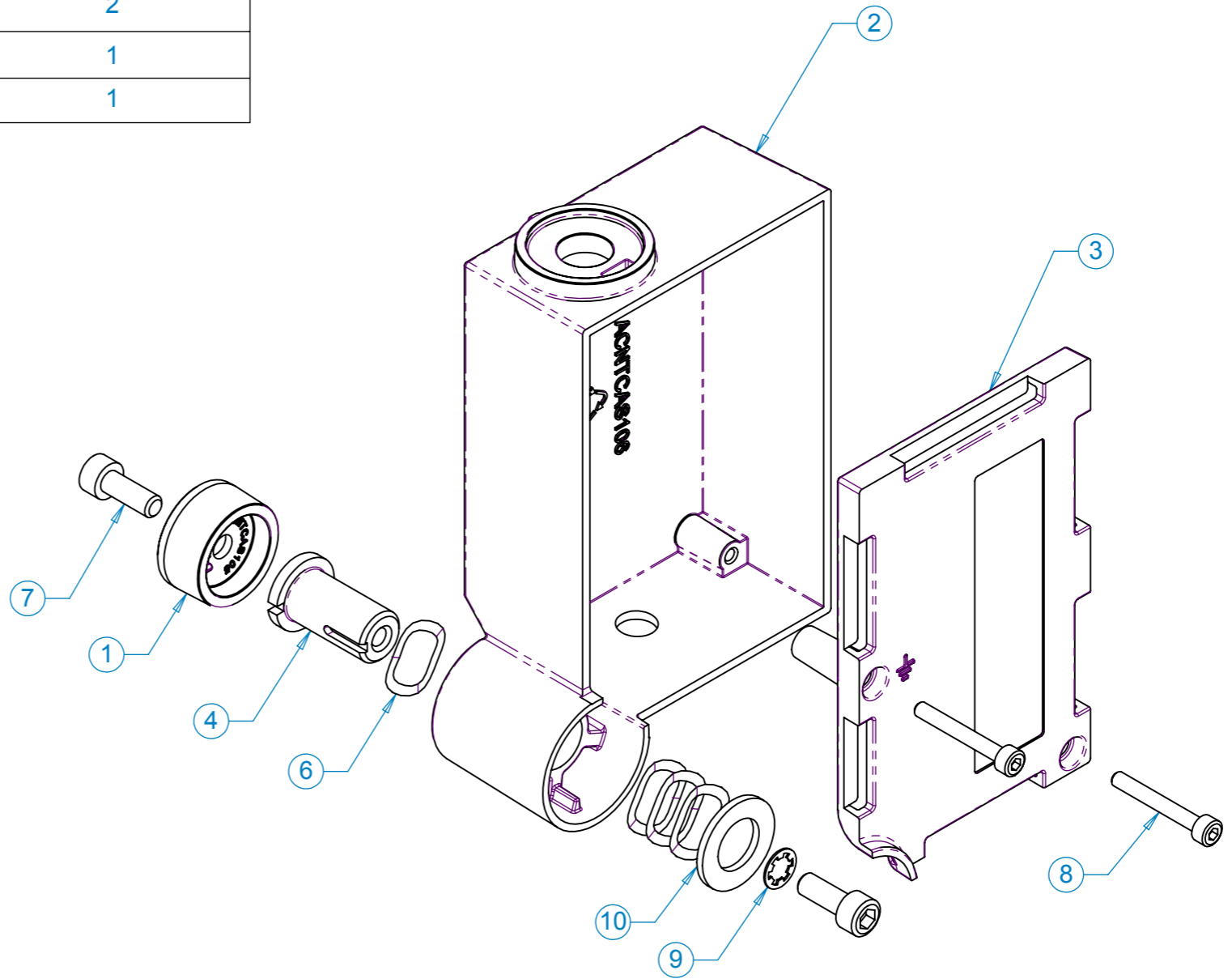


ITEM NO.	PartNo	DESCRIPTION	QTY
1	ACNTCAS105	Lock Off Cap	1
2	ACNTCAS106	Ballast Box	1
3	ACNTCAS107	Ballast Box Cover	1
4	ACNTMET100	TILT BOLT	1
6	SDPFAST002	M14 Wavey Washer	4
7		Socket Head Cap Screw M6 x 16	2
8		Socket Head Cap Screw M4 x 30	2
9		M6 Internal Lock Washer	1
10		14.5x25 Flat Nylon Washer	1



POWER SUPPLY	PART NUMBER
TH/LED 75W	ACNTELE001
TH/LED DALI DIM	SDPELE019
CDM-RM 20W	SDPELE006
CDM-RM 35W	SDPELE007
CDM-RM 50W	ACNTELE102

UPDATED MARCH 2012

REV	DATE	BY	MODIFICATIONS

PHILIPS
Selecon
www.seleconlight.com
19-21 Kawana St, Northcote,
Auckland 0627, New Zealand

APPLICABLE STANDARD:
DRAWN TO NZS/AS 1100

TOLERANCE EXCEPT WHERE
OTHERWISE STATED:
X ± 0.5
X.X ± 0.1
X.XX ± 0.05
ANGLES ± 0.5°

DIMENSIONS IN mm
DO NOT SCALE

MATERIAL: **As Parts**

FINISH: **As Parts**

VOLUME:

MASS: **420.29**

TITLE: **Base Ballast Box Assembly**

SIZE: **A3** PART NO: **ACNTBBOX** REV

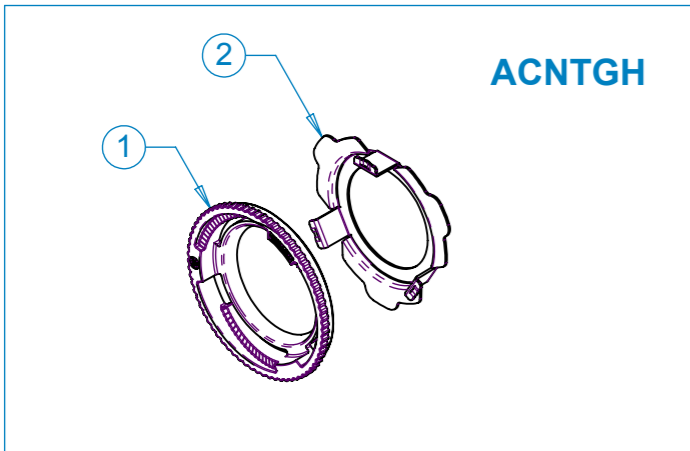
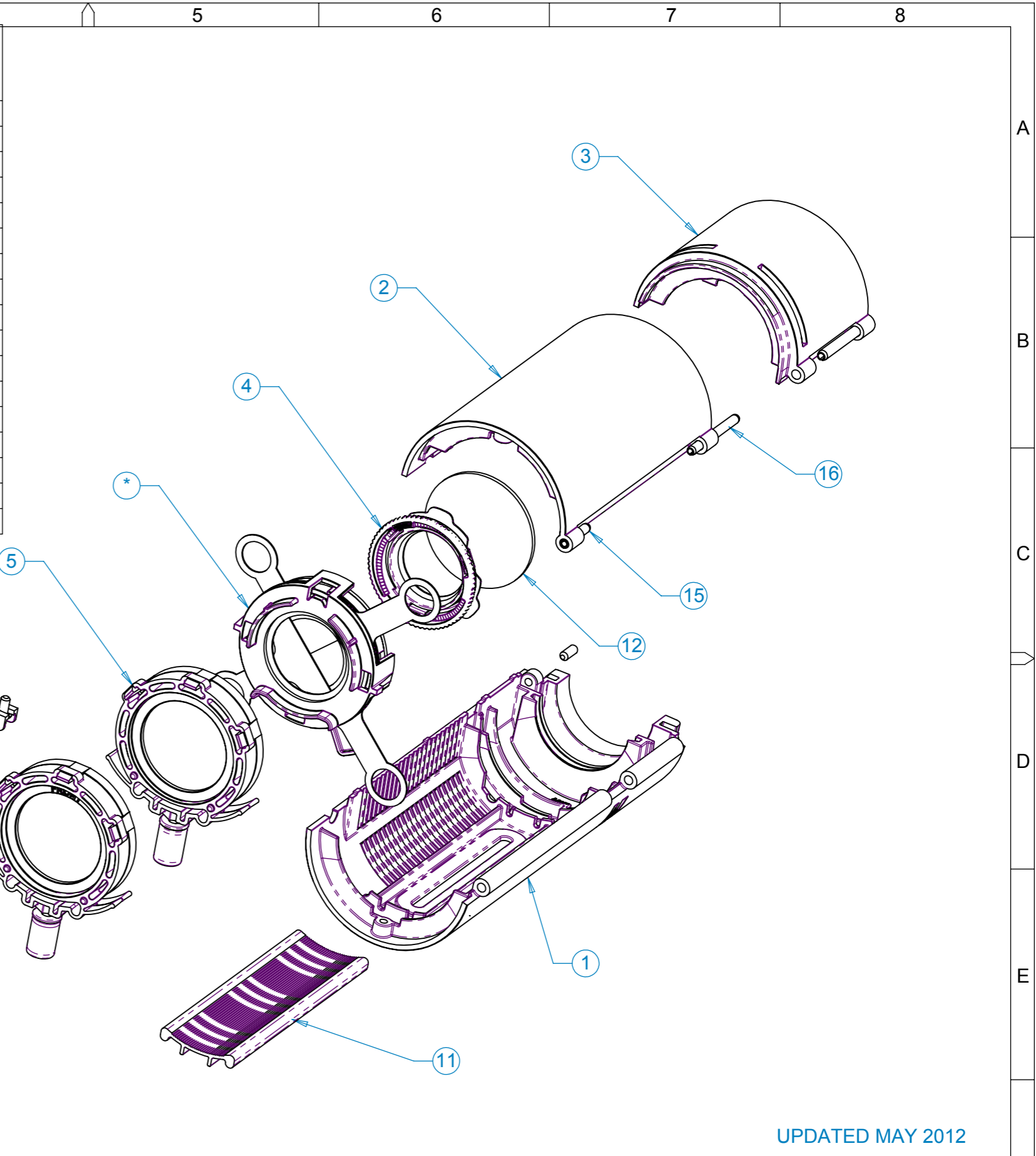
SCALE: NTS FILE: ACNTASSY106 Exploded Ballast Box Assembly.sldrw Sheet 1 of 1

Modeled: 1/01/2008 Drawn: 1/01/2008 Checked:
By: name By: name Approved:

DRAWN IN THIRD ANGLE PROJECTION

© COPYRIGHT 2009
This drawing remains the property of PHILIPS SELECON

ITEM NO.	PartNo	DESCRIPTION	Default/QTY.
1	ACNTCAS102	Beamshaper Body Base	1
2	ACNTCAS103	Beamshaper Body Top	1
3	ACNTCAS104	Beamshaper Body Shutter	1
4	ACNTGH	Accent Gobo Holder	1
5	ACNTLENSREAR	Lens Holder Rear Assembly	1
6	ACNTLENSFRONT	Lens Holder Front Assembly	1
7	ACNTPLA100	Door Latch	1
8	ACNTPLA108	Beamshaper Accessory Holder Base	1
9	ACNTPLA109	Beamshaper Accessory Top	1
10	ACNTSHUTTER	Shutter Assembly	1
11	SDPEXT001	117mm Lens Runner Extrusion	1
12	SDPLEN005	Condensor Lens	1
13		M4x8 BHSS	3
14		M4x10 Grub Screw	1
15		Spring Pin Ø4 x 20	1
16		Spring Pin Ø4 x 40	1
17		Spring Pin Ø4.5 x 40	1



ITEM NO.	PartNo	DESCRIPTION
1	ACNTPLA106	Gobo Holder Part A
2	ACNTSHT105	Gobo Holder Part B

UPDATED MAY 2012

REV	DATE	BY	MODIFICATIONS

PHILIPS
Selecon
www.seleconlight.com
19-21 Kawana St, Northcote,
Auckland 0627, New Zealand

APPLICABLE STANDARD:
DRAWN TO NZS/AS 1100

TOLERANCE EXCEPT WHERE
OTHERWISE STATED:
X ± 0.5
X.X ± 0.1
X.XX ± 0.05
ANGLES ± 0.5°

DIMENSIONS IN mm
DO NOT SCALE

MATERIAL: **As Parts**

FINISH:

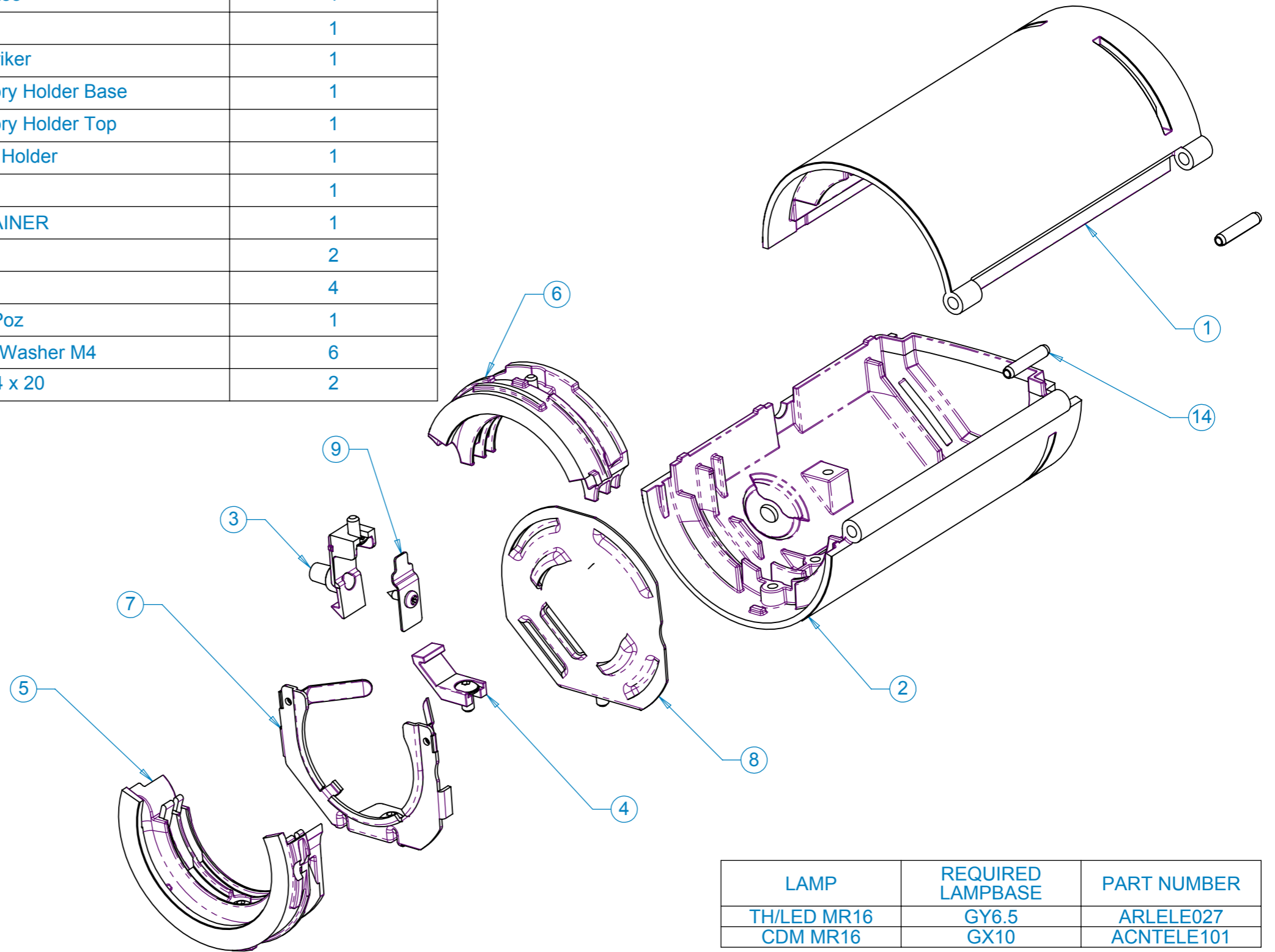
VOLUME:

MASS:

TITLE: **Beamshaper Assembly**

SIZE: A3	PART NO: ACNTBS	REV: 01
SCALE: NTS FILE: ACNTASSY104 Exploded Beamshaper Assembly.slddrw		
Modeled: 12/10/2011	Drawn: 15/12/2011	Checked:
By: PF	By: SA	Approved:
DRAWN IN THIRD ANGLE PROJECTION		
© COPYRIGHT 2009 This drawing remains the property of PHILIPS SELECON		

ITEM NO.	PartNo	DESCRIPTION	QTY
1	ACNTCAS100	Spot Body Top	1
2	ACNTCAS101	Spot Body Base	1
3	ACNTPLA100	Door Latch	1
4	ACNTPLA101	Spot Door Striker	1
5	ACNTPLA102	Spot Accessory Holder Base	1
6	ACNTPLA107	Spot Accessory Holder Top	1
7	ACNTSHT106	Accent Lamp Holder	1
8	ACNTSHT108	Rear Baffle	1
9	ACNTSHT109	LATCH RETAINER	1
10		M4x6 BHSS	2
11		M4x8 BHSS	4
12		4Gx3/8 Pan Poz	1
13		Internal Lock Washer M4	6
14		Spring Pin Ø4 x 20	2



LAMP	REQUIRED LAMPBASE	PART NUMBER
TH/LED MR16	GY6.5	ARLELE027
CDM MR16	GX10	ACNTELE101

UPDATED MAY 2012

REV	DATE	BY	MODIFICATIONS

PHILIPS
Selecon
www.seleconlight.com
19-21 Kawana St, Northcote,
Auckland 0627, New Zealand

APPLICABLE STANDARD:
DRAWN TO NZS/AS 1100

TOLERANCE EXCEPT WHERE
OTHERWISE STATED:
X ± 0.5
X.X ± 0.1
X.XX ± 0.05
ANGLES ± 0.5°

DIMENSIONS IN mm
DO NOT SCALE

MATERIAL: **As Parts**

FINISH: **As Parts**

VOLUME:

MASS:

TITLE: **Spot Assembly**

SIZE: A3	PART NO: ACNTSPOT	REV: 01
SCALE: NTS FILE: ACNTASSY103 Exploded Spot Assembly.slddrw		
Modeled: By:	Drawn: 15/12/2011 By: SA	Checked: Approved:
DRAWN IN THIRD ANGLE PROJECTION		
© COPYRIGHT 2009 This drawing remains the property of PHILIPS SELECON		