



**PLCYC1 MKII LED Luminaire**

A breakthrough in cyclorama lighting the PLCYC1 MKII LED Luminaire delivers smooth even cyclorama lighting in a compact light weight design. Using just 140 watts of power to illuminate drops up to 5 meters high each unit can replace the equivalent of a traditional 4 color 500 watt luminaire. A typical cyc can be powered from a single circuit using our convenient PowerCON cabling system for power along with standard DMX cables.

The PLCYC1 MKII LED Luminaire may be used for top or bottom lighting with units spaced on 1.2 meter – 4 foot centers for optimum performance and value.



**PLCYC1 MKII LED Luminaire**

**Features**

- Delivers the performance of a 500 watt cyclight with a maximum power consumption of 140 watts with a smooth even field for cycloramas up to 5m – 16ft high
- Simple spacing system 1.2m - 4ft from cyc surface  
1.2m – 4ft on center spacing
- Designed for top or floor mounting with kick stand yoke
- Infinite color choice from the RGBW engine and supporting color temperature in white
- Homogenized fully mixed color output light, no multiple color shadows
- 50,000 hour life before degradation in light output and quality is expected
- Quick selection of Warm White, Cool White, and Daylight
- Color presets simplifies matching existing light sources
- User defined on board presets states available to record your color composition
- Constant color balance down to very low light levels irrespective of intensity setting
- DMX512 Input/Output with 8 or 16-bit resolution and a simple 5-channel control
- RDM controls and setup of fixture allows device settings to be configured remotely
- On-board LCD menu is updated for ease of luminaire set up and addressing
- No ultra-violet (wavelengths of less than 400nm) – for UVA, B or C or the Infrared spectrum (wavelengths of more than 775nm)
- Luminaire color: black
- Electronic universal power supply 100-240VAC
- PowerCON In and Through connectors
- cETLus listed, C-Tick, and CE marked (IP20 Rated)



**SPECIFICATION SUBMITTAL**

CONSULTANT: <input type="text"/>	PROJECT NAME: <input type="text"/>	MODEL NUMBER   QUANTITY: <input type="text"/> <input type="text"/>   <input type="text"/> <input type="text"/>   <input type="text"/> <input type="text"/>   <input type="text"/> <input type="text"/>
DATE: <input type="text"/>	PROJECT NUMBER: <input type="text"/>	APPROVED BY: <input type="text"/>



## PLCYC1 MKII LED Luminaire

### Advanced Control

The PLCYC1 MKII LED luminaire has an on-board LCD menu system for luminaire setup, control, and addressing. The revised menu system is extremely user-friendly, offering all the configuration options within a few button presses, speeding up setup.

### Console Control

All PLCYC1 MKII luminaires now have added support for Remote Device Management (RDM) and DMX512 control. A choice of 8 or 16 bit control resolution or new, simple, 5-channel control is available. Extended color and color temperature control is provided by either the Strand Lighting NEO or Palette families of control consoles to simplify programming and luminaire color matching.

### PLCYC1 MKII LED Engine

The PLCYC1 MKII luminaire’s powerful LED engine offers exceptional performance and life. Under normal operating conditions our LED engine has a life expectancy in excess of 50,000 hours, however under worse case operating conditions with the luminaire set to continuous full output, it is possible that a small percentage of LEDs may require replacement sooner. With the new LED engine, power consumption has been reduced by approximately 7%, while color consistency has been greatly improved, ensuring unit-to-unit matching of colors.

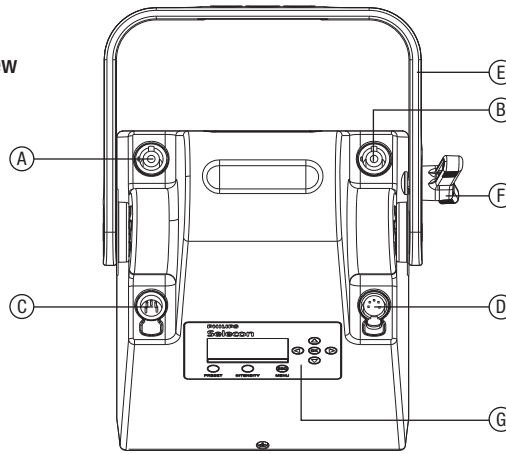


**PLCYC1 MKII Luminaire Advanced Control**

- ① LCD Menu Display
- ② Local controls offer the ability to access preset color temperatures; locally stored custom presets adjust intensity; colors and motorized focus.






Rear View



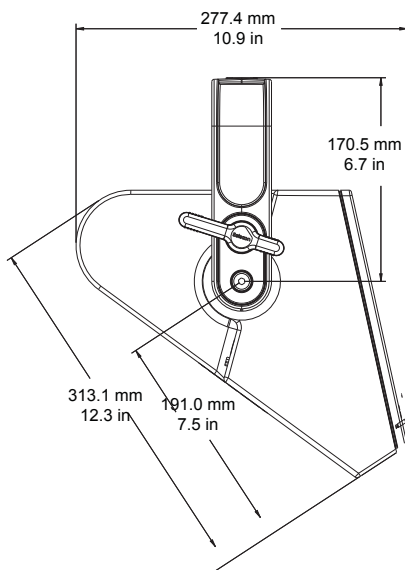
- (A) PowerCON (AC) Input
- (B) PowerCON (AC) Output
- (C) DMX512 Input
- (D) DMX512 Output / Thru
- (E) Yoke Assembly
- (F) Yoke Adjustment / Locking Knob
- (G) LCD Display & Menu System

Technical Specifications

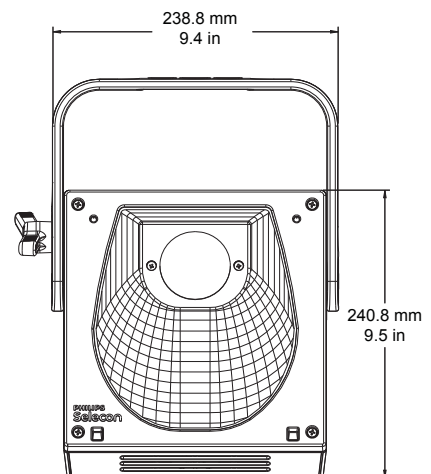
<p><b>Source Specification</b></p> <p>Source: True RGBW 120W LED Engine, using custom designed LED array</p>		<p><b>Control Specifications</b></p> <p>Control: On-Board Menu / DMX512 / RDM DMX512</p> <p>DMX512 Channels: 15 Channels (16-Bit Mode) 9 Channels (8-Bit Mode) 5 Channels (5-Channel Mode)</p>	
<p><b>Optical Specifications</b></p> <p>Output: &gt; 2000 lumens (Full RGBW white light)</p> <p>CRI: &gt;80 @ 4000K White LED only</p> <p>Beam Spread: 42° Vertical / 38° Horizontal</p>		<p><b>Mechanical Specifications</b></p> <p>Construction: Machined aluminum, sheet metal, and molded engineering grade plastic components</p> <p>Color: Black</p> <p>Weight: 7.3 lbs / 3.3 kg (luminaire and topbox)</p>	
<p><b>Electrical Specifications</b></p> <p>Operating Voltages: 100 to 240 Volts AC (auto-ranging)</p> <p>Frequency: 50/60 Hz</p> <p>Current Draw: 1.2 Amps (120V) / 0.6 Amps (240V)</p> <p>Power Consumption:</p> <ul style="list-style-type: none"> <li>- Maximum: 140W With all LEDs at full RGBW (100%)</li> <li>- Standby Power: 5W (unit powered, LEDs off)</li> </ul>		<p><b>Shipping Specifications</b></p> <p>Packed Size: 15.25" x 15.50" x 14.25" / 323.9 mm x 323.9 mm x 603.3 mm</p> <p>Packed Weight: 12 lbs / 5.5 kg</p>	
<p><b>Environmental Specifications</b></p> <p>Ambient Temperature: 0° to 40°C (32° to 104°F)</p> <p>IP Rating: IP20 Indoor Use Only</p> <p>Conformity: cETLus Listed CE, and C-Tick Marked</p>		  	

Dimensions

Side View



Front View





Infinite color choices from the RGBW engine and supporting color temperatures in white.



**Ordering Information**

**Cat No. Description**

<b>PLCYC1 MKII LED Luminaires</b>		<b>Accessories - AC Power Input Cables</b>	
<b>PLCYC1MKII1-03-*</b>		<b>PC1BE</b>	PLCYC1 MKII Luminaire AC Power Input Cable (39 inches / 1 meter), PowerCON without AC connector (bare end)
PLCYC1 MKII LED Luminaire, Black, with SC C-Clamp, Safety Cable, and AC Input Cable*		<b>PC1GP</b>	PLCYC1 MKII Luminaire AC Power Input Cable (39 inches / 1 meter), PowerCON with Stagepin Connector
*Specify AC input connector at time of ordering ( <b>GR</b> - Edison / <b>GP</b> - Grounded Stagepin / <b>GTL</b> - Twistlock).		<b>PC1GTL</b>	PLCYC1 MKII Luminaire AC Power Input Cable (39 inches / 1 meter), PowerCON with Twistlock Connector
<b>PLCYC1MKII1</b>		<b>PC1GR</b>	PLCYC1 MKII Luminaire AC Power Input Cable (39 inches / 1 meter), PowerCON with Edison Connector
PLCYC1 MKII LED Luminaire, Black, with SC C-Clamp, Safety Cable, and AC Input Cable (bare-end, no AC input connector)		<b>Accessories - AC Interconnect Cables</b>	
<b>Accessories - Clamps</b>		<b>PC3PC</b>	PLCYC1 MKII Luminaire PowerCON Male to PowerCON Female 2.5 Meter Cable for interconnection between units
<b>SC</b>	Selecon Molded Yoke Rated C-Clamp	<b>Accessories - Luminaire Software Uploader Cable</b>	
<b>MC</b>	Mega Claw, Black Anodized	<b>PEGASUS</b>	USB Luminaire Software Programming Kit (for updating luminaire software) - includes USB Upload Cable, and Carry Bag

**Philips Selecon**

**Dallas**  
 10911 Petal Street  
 Dallas, TX 75238  
 Tel: +1 (214) 647-7880  
 Fax: +1 (214) 647-8031

**Auckland**  
 19-21 Kawana Street  
 Northcote, Auckland 0627  
 New Zealand  
 Tel: + 64 9 481 0100  
 Fax: + 64 9 481 0101

[www.seleconlight.com](http://www.seleconlight.com)

© Philips Group 2015  
 All rights reserved.  
 The Company reserves the right to make any variation in design, construction or descriptions contained herein, of the equipment, at any time without prior notice. E&OE

**Asia**  
 Unit C, 14/F,  
 Roxy Industrial Centre  
 No. 41-49 Kwai Cheong Road  
 Kwai Chung, N.T., Hong Kong  
 Tel: +852 2796 9786  
 Fax: +852 2798 6545

**Europe**  
 European Service & Distribution Centre  
 Rondweg zuid 85  
 Winterswijk 7102 JD  
 the Netherlands  
 Tel: +31 (0) 543-542516

