

## LINEAR SYSTEMS indoor

### Zirkol C - 1m



Zirkol C è una gamma di lampade LED a sospensione realizzate per applicazioni in interni specialmente per il segmento retail e hospitality. Sono disponibili differenti finiture, dimensioni e flussi luminosi.  
Zirkol C is a LED suspension lamp range designed for indoor application especially in retail and hospitality segment. Different finishing, dimensions and lumen flux.

#### INFORMAZIONI GENERALI GENERAL INFORMATION

Numero di sorgenti Number of light source	LED Strip
Tipo di ottica Optic type (beam angle)	diffusa (UGR>20) diffuse (UGR>20)
Temperatura colore iniziale Initial Color Temperature	3000K/4000K
Indice di resa cromatica Color Rendering Index	>80
Tipo di ottica Optic type	schermo opale opal screen
Trasformatore incluso Driver included	YES/remote + DALI interface
Colore sorgente luminosa Light source color	bianca white
Classe di protezione IEC IEC Protection class	III
Colore/finitura apparecchio Luminaire color/finish	nero opaco RAL9005 matt black RAL9005 bianco opaco RAL9016 matt white RAL9016
Montaggio Mounting	kit sospensione suspension kit
Connessione Connections	cavo trasparente transparent cable
Cavo Cable	5m
Orientabile Adjustable	NO
Dimensioni Dimensions	Ø1000mm (+/-20mm)
Peso netto (pezzo) Net weight (piece)	4,5Kg

#### FUNZIONAMENTO E PARTE ELETTRICA OPERATING AND ELECTRICAL

Tensione/corrente di ingresso Input voltage/current	24VDC
--	-------

#### CONTROLLI E REGOLAZIONE DEL FLUSSO CONTROL AND DIMMING

Dimmerabile Dimmable	versione DALI DALI version
Controlli compatibili Compatible controls	DALI/DMX/CASAMBI

#### RENDIMENTO INIZIALE INITIAL PERFORMANCE

Flusso luminoso iniziale Initial luminous flux (system flux)	~4000lm(DIRECT) ~2000lm (INDIRECT)
Tolleranza Flusso luminoso Luminous flux tolerance	+/- 10%
Efficienza iniziale apparecchio LED Initial LED luminaire efficacy	~35lm/W (DIRECT) ~40lm/W (DIRECT/INDIRECT)
Cromaticità iniziale Initial chromaticity	/
Potenza di ingresso iniziale Initial input power	max 110W (DIRECT) max 150W (DIRECT/INDIRECT)
Tolleranza consumo energetico Power consumption tolerance	+/- 10%

#### CONDIZIONI DI APPLICAZIONE APPLICATION CONDITION

Intervallo temperatura ambiente Ambient temperature range	-0°C / 35°C
Performance ambient temperature Performance ambient temperature	25°C

#### APPROVAZIONE E APPLICAZIONE APPROVAL AND APPLICATION

Grado di protezione Ingress protection code	IP40
Codice protezione impatti meccanici Mechanical impact protection code	/

#### RENDIMENTO NEL TEMPO OVER TIME PERFORMANCE

Lumen maintenance at median useful life* 50000 h Lumen maintenance at median useful life* 50000 h	L80
--	-----

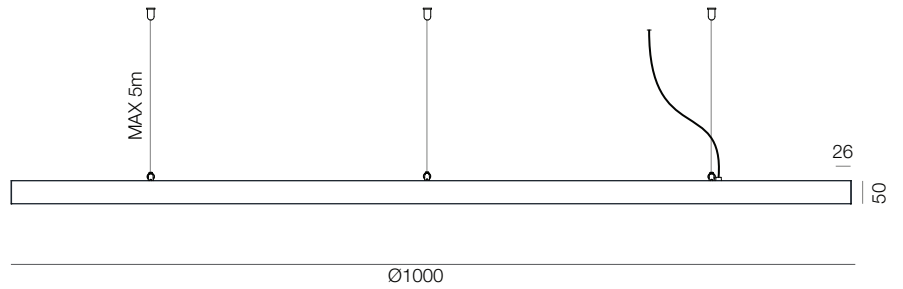
#### REMARKS

- rosone non incluso/versioni speciali a richiesta
- ceiling rose not include/special version at request

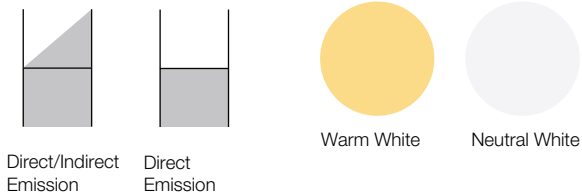


DISEGNO TECNICO  
DIMENSIONAL DRAWINGS


Dimensioni (mm)  
Dimensions (mm)



Luminous Emission



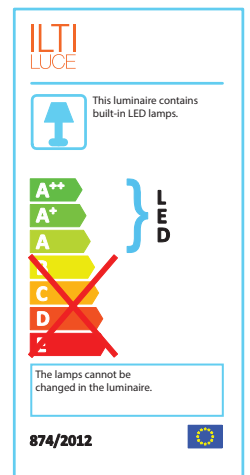
Finishing



CODICI  
CODES

12NC	codice/code	versione/version	CCT
910504801651	BZRC0310G24WNE	DIRECT + PSU	3000K
910504801652	BZRC0310G24NNE	DIRECT + PSU	4000K
910504801653	BZRC1410G24WNE	DIRECT/INDIRECT + PSU	3000K
910504801654	BZRC1410G24NNE	DIRECT/INDIRECT + PSU	4000K
910504801659	BZRC1610G24WNE	DIRECT + DALI	3000K
910504801660	BZRC1610G24NNE	DIRECT + DALI	4000K
910504801661	BZRC1710G24WNE	DIRECT/INDIRECT + DALI	3000K
910504801662	BZRC1710G24NNE	DIRECT/INDIRECT + DALI	4000K

12NC	codice/code	versione/version	CCT
910504801691	BZRC0310G24WBO	DIRECT + PSU	3000K
910504801692	BZRC0310G24NBO	DIRECT + PSU	4000K
910504801693	BZRC1410G24WBO	DIRECT/INDIRECT + PSU	3000K
910504801694	BZRC1410G24NBO	DIRECT/INDIRECT + PSU	4000K
910504801699	BZRC1610G24WBO	DIRECT + DALI	3000K
910504801701	BZRC1610G24NBO	DIRECT + DALI	4000K
910504801702	BZRC1710G24WBO	DIRECT/INDIRECT + DALI	3000K
910504801703	BZRC1710G24NBO	DIRECT/INDIRECT + DALI	4000K



ILTI LUCE