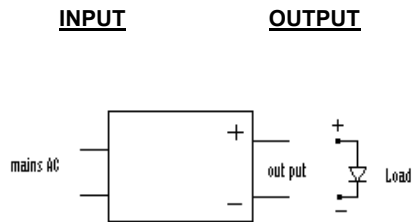


Ordering 12NC	9290 014 27506
Brand Name	CertaDrive
Description	CertaDrive 15W 350mA 240V
Model Number	C015C035V042FNP4AI
Input Voltage	220 - 240V
Input Frequency	50 Hz
RoHS	Yes
Approbations	IS 15885 ( Part 2 / Sec 13 )
Status	BIS Certified

Output Power (W)	Output Voltage (V DC)	Output Current (A DC)	Efficiency at Max Load	Max Case Temp (°C)	Input Current (Arms)	Max Input Power (W)	Isolation ( Input - Output )	THD @ Max Load (%)	Power Factor @Max Load	Surge Protection (KV)	Weight (Kg)	Envir. Protection Rating
15	30 - 42	0.350	240V	75	240V	18	Isolated Driver	≤ 55 @Max Load	≥ 0.8	2	0.04	IP 20 Indoor use
			80		0.090							

## Wire Diagram



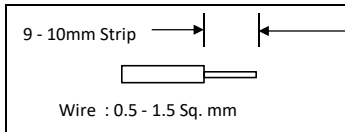
### Input Connector

Mains ( L-N )	Orange
---------------	--------

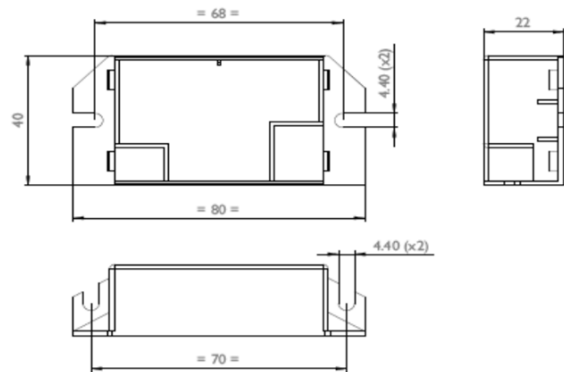
### Output Connector

LED +ve	Red
LED -ve	Black

### Wire to Use

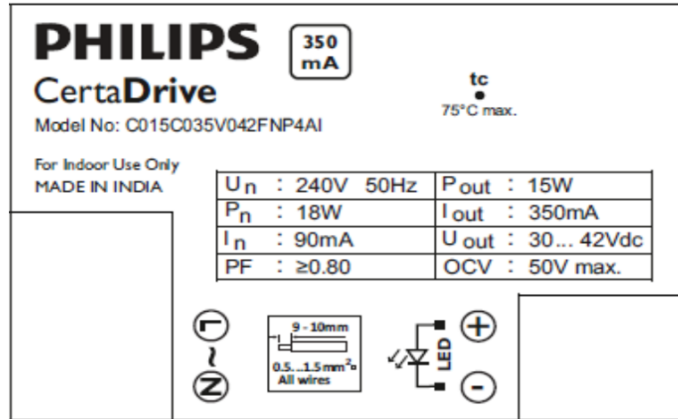


## Enclosure



	(mm )
Case Length	80
Case Width	40
Case Height	22
Mounting Length	68
Mounting Length ( Side Face )	70

Ordering 12NC	9290 014 27506
Brand Name	CertaDrive
Description	CertaDrive 15W 350mA 240V
Model Number	C015C035V042FNP4AI
Input Voltage	220 - 240V
Input Frequency	50 Hz
RoHS	Yes
Approbations	IS 15885 ( Part 2 / Sec 13 )
Status	BIS Certified



Product Data	
Full product code	9290 014 13806
Full product name	CertaDrive 15W 350mA 240V
Net weight per piece	40 gms
Dimming	None ( FIXED )
Ambient Temp. Range	0°C to + 40°C
Line Voltage ( AC Nominal)	220 - 240V +/-10%
Line Voltage ( AC Performance Range)	170 - 270V
Line Current	0.090A @ 240V
Line Frequency	50 Hz
Envir. Protection Rating	IP 20 ( For Indoor use only )
Life at Tc 75 drgree C	30000 hrs ( nom. )
Tc - Max.	75°C
Input Over Voltage	Can Survive input Voltage Stress of 320V for 48 hours Can Survive input Voltage Stress of 350V for 2 hours
LED Current Tolerance	+/- 10%of I <sub>max</sub>
THD Total	≤ 55% @ Full Load @ 240V Supply
P.F. at Max. Load	≥ 0.8
Isolation ( Input - Output )	Isolated
Protection	Short Circuit and Open Circuit Protection for LED + and LED -
Standby Power	≤0.5W

Ordering 12NC	9290 014 27506
Brand Name	CertaDrive
Description	CertaDrive 15W 350mA 240V
Model Number	C015C035V042FNP4AI
Input Voltage	220 - 240V
Input Frequency	50 Hz
RoHS	Yes
Approbations	IS 15885 ( Part 2 / Sec 13 )
Status	BIS Certified

## Installation & Application Notes :

### Section I - Physical Characteristics

- 1.1 LED Driver shall be installed inside an electrical enclosure
- 1.2 Wiring inside electrical enclosure shall comply with 600V/105°C rating or higher

### Section II - Performance

- 2.1 LED Driver has a rated lifetime of 30,000 hours @  $T_c \leq 75^\circ\text{C}$
- 2.2 LED Driver tolerates sustained open circuit and short circuit output conditions without damage
- 2.3 LED Driver maximum allowable case temperature is  $75^\circ\text{C}$  - see product label for measurement location
- 2.4 LED Driver complies with the requirements of IS 15885 ( Part 2 / Sec 13 )

### ELECTRICAL RATINGS :

Model	Input, 50 Hz		Output ( nominal )		
	V	A	V DC	A DC	Watts
CertaDrive 15W 350mA 240V	220 - 240	0.09	30 - 42	0.350	15

### TECHNICAL CONSIDERATIONS ( NOT FOR FIELD REPRESENTATIVES USE ) :

#### Section III - Conditions of acceptability

When installed in the end-use equipment, the following are among the considerations to be made :

- 3.1 The equipment shall be installed in compliance with the enclosure, mounting, spacing, casualty and segregation requirements of the ultimate application.
- 3.2 The driver is suitable for indoor application only.
- 3.3 When the drivers are installed in the end-use application, the case temperature should not exceed the temperature limits specified in the following table:

Model	Input Voltage, Hz	Max Case @ TC , °C
CertaDrive 15W 350mA 240V	220 - 240 , 50	75