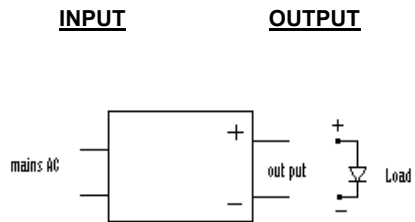


Ordering 12NC	9290 014 27606
Brand Name	CertaDrive
Description	CertaDrive 17W 400mA 240V
Model Number	C017C040V042FNP4AI
Input Voltage	220 - 240V
Input Frequency	50 Hz
RoHS	Yes
Approbations	IS 15885 (Part 2 / Sec 13)
Status	BIS Certified

Output Power (W)	Output Voltage (V DC)	Output Current (A DC)	Efficiency at Max Load	Max Case Temp (°C)	Input Current (Arms)	Max Input Power (W)	Isolation (Input - Output)	THD @ Max Load (%)	Power Factor @Max Load	Surge Protection (KV)	Weight (Kg)	Envir. Protection Rating
17	30 - 42	0.400	240V	75	240V	19	Isolated Driver	≤ 55 @Max Load	≥ 0.8	2	0.04	IP 20 Indoor use
			85		0.095							

Wire Diagram



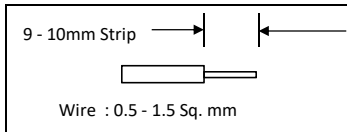
Input Connector

Mains (L-N)	Orange
---------------	--------

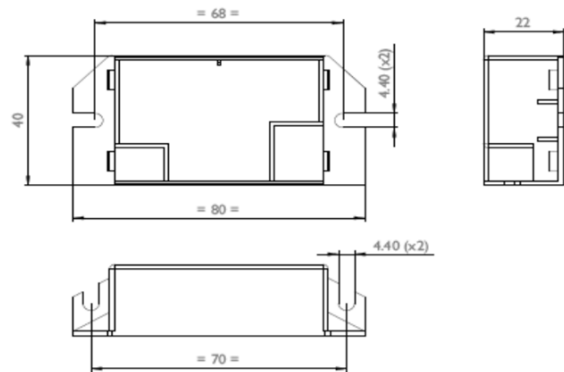
Output Connector

LED +ve	Red
LED -ve	Black

Wire to Use

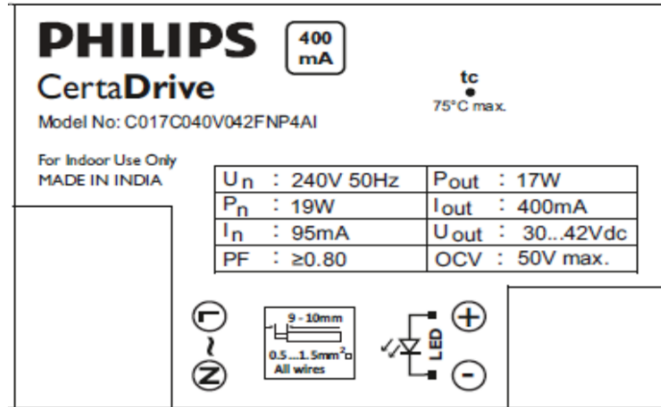


Enclosure



	(mm)
Case Length	80
Case Width	40
Case Height	22
Mounting Length	68
Mounting Length (Side Face)	70

Ordering 12NC	9290 014 27606
Brand Name	CertaDrive
Description	CertaDrive 17W 400mA 240V
Model Number	C017C040V042FNP4AI
Input Voltage	220 - 240V
Input Frequency	50 Hz
RoHS	Yes
Approbations	IS 15885 (Part 2 / Sec 13)
Status	BIS Certified



Product Data	
Full product code	9290 014 27606
Full product name	CertaDrive 17W 400mA 240V
Net weight per piece	40 gms
Dimming	None (FIXED)
Ambient Temp. Range	0°C to + 40°C
Line Voltage (AC Nominal)	220 - 240V +/-10%
Line Voltage (AC Performance Range)	170 - 270V
Line Current	0.090A @ 240V
Line Frequency	50 Hz
Envir. Protection Rating	IP 20 (For Indoor use only)
Life at Tc 75 drgree C	30000 hrs (nom.)
Tc - Max.	75°C
Input Over Voltage	Can Survive input Voltage Stress of 320V for 48 hours Can Survive input Voltage Stress of 350V for 2 hours
LED Current Tolerance	+/- 10%of Imax
THD Total	≤ 55% @ Full Load @ 240V Supply
P.F. at Max. Load	≥ 0.8
Isolation (Input - Output)	Isolated
Protection	Short Circuit and Open Circuit Protection for LED + and LED -
Standby Power	≤0.5W

Ordering 12NC	9290 014 27606
Brand Name	CertaDrive
Description	CertaDrive 17W 400mA 240V
Model Number	C017C040V042FNP4AI
Input Voltage	220 - 240V
Input Frequency	50 Hz
RoHS	Yes
Approbations	IS 15885 (Part 2 / Sec 13)
Status	BIS Certified

Installation & Application Notes :

Section I - Physical Characteristics

- 1.1 LED Driver shall be installed inside an electrical enclosure
- 1.2 Wiring inside electrical enclosure shall comply with 600V/105°C rating or higher

Section II - Performance

- 2.1 LED Driver has a rated lifetime of 30,000 hours @ $T_c \leq 75^\circ\text{C}$
- 2.2 LED Driver tolerates sustained open circuit and short circuit output conditions without damage
- 2.3 LED Driver maximum allowable case temperature is 75°C - see product label for measurement location
- 2.4 LED Driver complies with the requirements of IS 15885 (Part 2 / Sec 13)

ELECTRICAL RATINGS :

Model	Input, 50 Hz		Output (nominal)		
	V	A	V DC	A DC	Watts
CertaDrive 17W 400mA 240V	220 - 240	0.095	30 - 42	0.400	17

TECHNICAL CONSIDERATIONS (NOT FOR FIELD REPRESENTATIVES USE) :

Section III - Conditions of acceptability

When installed in the end-use equipment, the following are among the considerations to be made :

- 3.1 The equipment shall be installed in compliance with the enclosure, mounting, spacing, casualty and segregation requirements of the ultimate application.
- 3.2 The driver is suitable for indoor application only.
- 3.3 When the drivers are installed in the end-use application, the case temperature should not exceed the temperature limits specified in the following table:

Model	Input Voltage, Hz	Max Case @ TC , °C
CertaDrive 17W 400mA 240V	220 - 240 , 50	75