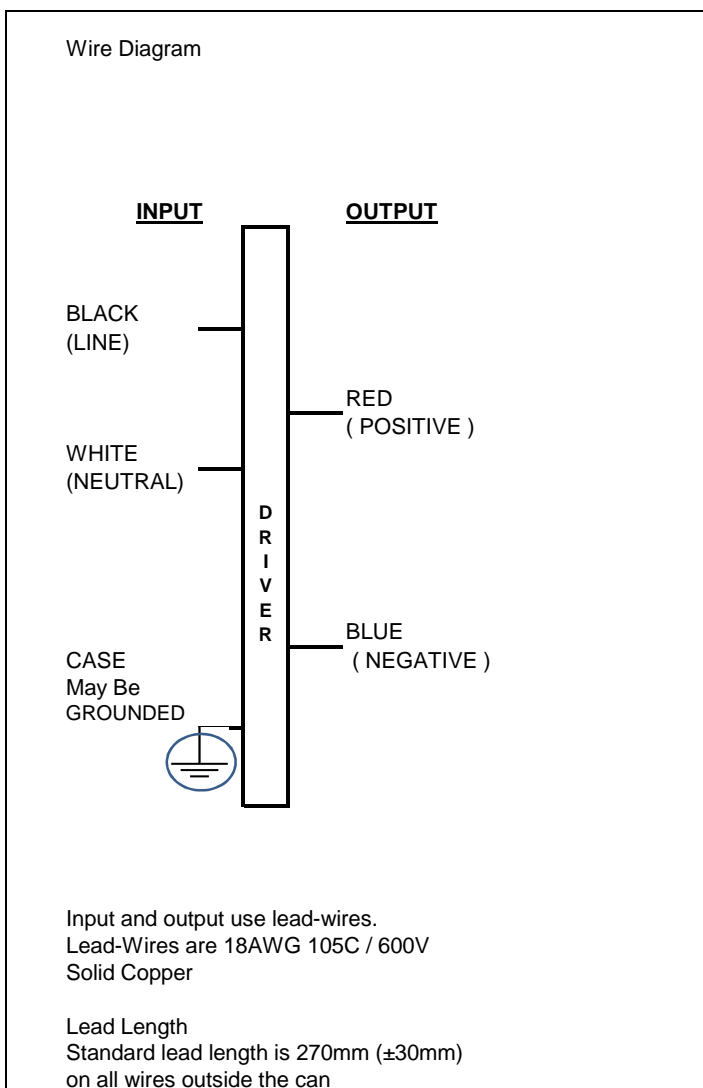


Ordering 12NC	929001420506
Brand Name	Xitanium
Description	Xitanium 100W 0.7A 240V Y
Model Number	X100C070V143FNY1B0
Input Voltage	120 - 277V
Input Frequency	50 / 60 Hz
RoHS	Yes
Approbations	IS 15885 (Part 2 / Sec 13)
Status	BIS Certified

Output Power (W)	Output Voltage (V)	Output Current (A)	Efficiency at Max Load	Max Case Temp (°C)	Input Current (Arms)	Max Input Power (W)	Inrush Current (Apk/50%-µs)	THD @ Max Load (%)	Power Factor @Max Load	Surge Protection Com/Diff(KV)	Weight (Kg)	Envir. Protection Rating
100	64 - 143	0.7	@ 240V 90%	80	@ 240V 0.45	110	@ 240V 278/400	<10 @Max Load	> 0.95	4 / 4	0.7	Dry & Damp



Enclosure

	(mm)
Case Length	138
Case Width	59.1
Case Height	38
Mounting Length	153
Mounting Width	42.9
Overall Length	168

Ordering 12NC	929001420506
Brand Name	Xitanium
Description	Xitanium 100W 0.7A 240V Y
Model Number	X100C070V143FNY1B0
Input Voltage	120 - 277V
Input Frequency	50 / 60 Hz
RoHS	Yes
Approbations	IS 15885 (Part 2 / Sec 13)
Status	BIS Certified

PHILIPS
LED Electronic Driver
Model No: X100C070V143FNY1B0

Dry & Damp location

RoHS
COMPLIANT

XITANIUM™
100W 0.7A

U _{in}	240Vac
Freq	50Hz
I _{in}	0.45Aac
PF	0.95
U _{out}	64 - 143Vdc
I _{out}	0.7Adc
T _a	-20...+55°C
U _{out} (max. open circuit)= 240Vdc	

Input Over Voltage Protection
Operating range: 120-277V

DRIVER

MADE IN INDIA

Product Data	
Full product code	9290 014 20506
Full product name	Xitanium 100W 0.7A 240V Y
Net weight per piece	700 gms
Dimming	None
Ambient Temp. Range	-20°C to +55°C
Corresponding T case	+5°C to +80°C
Line Voltage (AC operation)	120 - 277V
Line Voltage (Performance)	140 - 270V
Line Current	0.45A @ 240V
Line Frequency	50/60 Hz
Envir. Protection Rating	Dry and Damp
Life at Tc 80 drgree C	50000 hrs (nom.)
Suitable For Outdoor Use	Yes
Max. Tc	80°C
Inrush Current	278 Apk @ 240V
Max. Driver number on MCB 16A (Type B)	11 (max.)
Input Over Voltage	Can Survive input Voltage Stress of 320V for 48 hours
Input Over Voltage Cut Off	Auto Shutdown at 325 ± 15V and Auto Recovery
Input Over Voltage Protection	Can Survive input Voltage Stress of 440V for 8 hours
Input Under Voltage Protection	Can Survive input Voltage Stress of 100V for 48 hours
LED Current Tolerance	+/- 7%of I _{max}
Earth Leakage Current	0.7 mA (max)
Output Current Ripple	10% at 700mA (ripple = pk / avg.) for frequency 50 - 1K Hz
Generated disturbances and EMI	EN 55015/CISPR15 Conducted EMI, 9kHz-30MHz
THD Total	≤ 10% @ Full Load @ 240V Supply
P.F. at Max. Load	≥ 0.95
Wire Isolation	All Wires are double isolated to Ground
Protection	Short Circuit and Open Circuit Protection for LED + and LED -
Standby Power	≤0.4W

Ordering 12NC	929001420506
Brand Name	Xitanium
Description	Xitanium 100W 0.7A 240V Y
Model Number	X100C070V143FNY1BO
Input Voltage	120 - 277V
Input Frequency	50 / 60 Hz
RoHS	Yes
Approbations	IS 15885 (Part 2 / Sec 13)
Status	BIS Certified

Installation & Application Notes :

Section I - Physical Characteristics

- 1.1 LED Driver shall be installed inside an electrical enclosure
- 1.2 Wiring inside electrical enclosure shall comply with 600V/105°C rating or higher

Section II - Performance

- 2.1 LED Driver has a rated lifetime of 50,000 hours @ $T_c \leq 80^\circ\text{C}$
- 2.2 LED Driver tolerates sustained open circuit and short circuit output conditions without damage
- 2.3 LED Driver maximum allowable case temperature is 80°C - see product label for measurement location
- 2.4 LED Driver has Thermal Fold Back or shutdown above T_{cmax} , please refer to the table for typical performance
- 2.5 LED Driver reduces output power to LEDs if its case temperature $> 85^\circ\text{C}$
- 2.6 LED Driver complies with the requirements of IS 15885 (Part 2 / Sec 13)

ELECTRICAL RATINGS :

Model	Input, 50/60 Hz		Output (nominal)		
	V	A	V DC	mA DC Max	Watts
Xitanium 100W 0.7A 240V Y	240	0.45	64 - 143	700	100

TECHNICAL CONSIDERATIONS (NOT FOR FIELD REPRESENTATIVES USE) :

Section III - Conditions of acceptability

When installed in the end-use equipment, the following are among the considerations to be made :

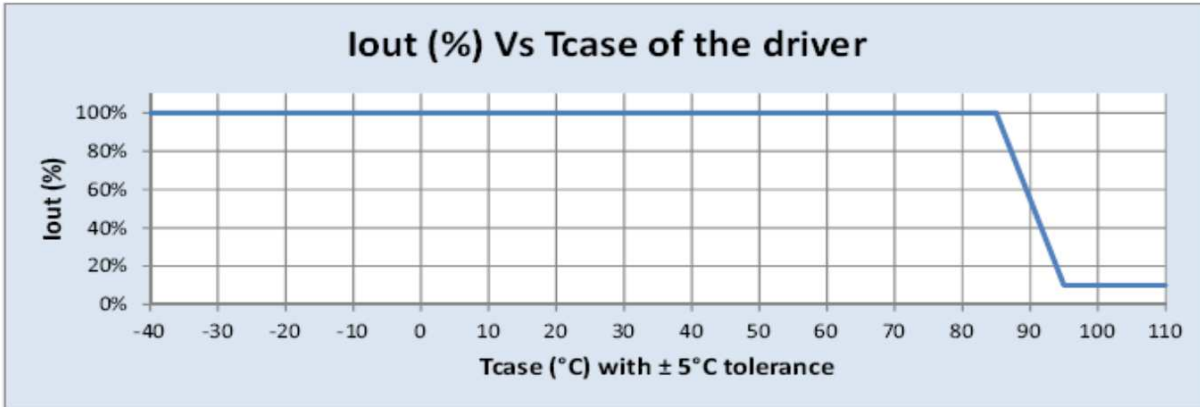
- 3.1 The equipment shall be installed in compliance with the enclosure, mounting, spacing, casualty and segregation requirements of the ultimate application.
- 3.2 The driver case must be grounded in the end-use application.
- 3.3 The driver is suitable for use in "Damp" and "Dry" locations.
- 3.4 When the drivers are installed in the end-use application, the case temperature should not exceed the temperature limits specified in the following table:

Model	Input Voltage, Hz	Max Case @ TC , °C
Xitanium 100W 0.7A 240V Y	240 , 50/60	80

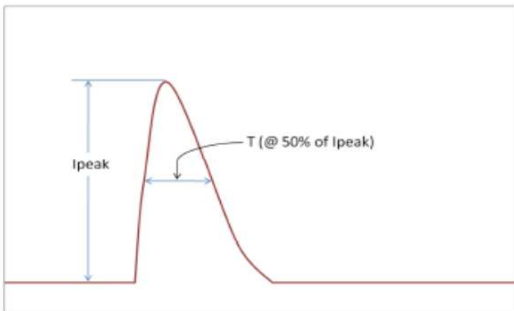
- 3.5 The leakage current test should be repeated in the end device.

Model	Input Voltage, Hz	Leakage Current
Xitanium 100W 0.7A 240V Y	240 , 50/60	0.7mA max.

Ordering 12NC	929001420506
Brand Name	Xitanium
Description	Xitanium 100W 0.7A 240V Y
Model Number	X100C070V143FNY1BO
Input Voltage	120 - 277V
Input Frequency	50 / 60 Hz
RoHS	Yes
Approbations	IS 15885 (Part 2 / Sec 13)
Status	BIS Certified

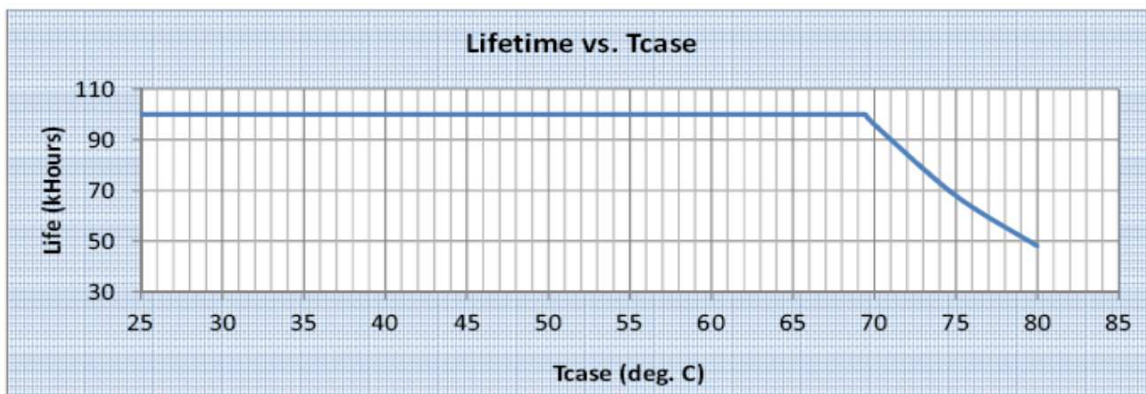


Inrush Current info :



Vin	Ipeak	T (@50% of Ipeak)
240 Vrms	278A	400 μ s

Lifetime vs Tcase of Driver :



Failure rate info based upon field called rate data:
 < 0.2% per 1 Khr @ \leq T case 80°C

Revised 7/7/2017

Philips Lighting India Ltd
 9B, DLF 9th Floor
 DLF Cyber City, DLF Phase III
 Gurgaon 122002
 India

Ordering 12NC	929001420506
Brand Name	Xitanium
Description	Xitanium 100W 0.7A 240V Y
Model Number	X100C070V143FNY1BO
Input Voltage	120 - 277V
Input Frequency	50 / 60 Hz
RoHS	Yes
Approbations	IS 15885 (Part 2 / Sec 13)
Status	BIS Certified

Isolation :

Isolation	Input Wires	Output Wires	Chassis
Input Wires	NA	1750 V	3750 V
Output Wires	1750 V	NA	3750 V
Chassis	3750 V	3750 V	NA