

**PHILIPS**

October 2018

# OEM LED

catalogue

Work with us to make  
**connected lighting  
mainstream**

What is quality  
lighting? **And why  
we think you  
should care**

“Let's discover new  
value spaces and  
drive innovation.”

Roland van Esch  
Business leader LED electronics





“We see immense potential to discover new value spaces and drive innovation.”



Dear relation,

Thank you for reading our OEM LED catalogue. Please let me take a moment to introduce myself: my name is Roland van Esch, industrial engineer with a Supply Chain Masters, and carrying over 20 years of (mainly) Philips history with me, of which 15 in lighting. Having seen a variety of businesses, markets and functions, in both conventional and LED environments, I am now leading the global business for LED electronics at Signify.

We have chosen to focus on connected lighting as the theme of this catalogue. As LED conversion is tapering, our bets are on connected lighting to be the next transformational wave for lighting markets. Compelling use cases are multiplying, many of them already proven in the field. And the bright ideas keep coming.

It is expected that the value of connected lighting applications will outpace that of stand-alone LED lighting installations sooner rather than later, but all of us are awaiting the undisputed outcome. To make the most of these new opportunities, our industry needs to cut through the clutter of proprietary peak solutions and standardization models that block a clear way forward.

We are convinced that our Sensor Ready (SR) standardization program responds to this challenge. It enables seamless interoperability of SR-certified components for connected lighting according agreed standards. This promotes innovation by eliminating the need for proprietary solutions and large investment in customization, testing and fine-tuning.

Important industry partners have committed to follow the SR standards, which are now reaching final draft status\*. With a common interoperable standard virtually agreed, we're now focused on supporting new value creation by growing this SR partner ecosystem. The program is expanding fast, with more than 50 partnership agreements already in place and a wide range of SR-compatible sensor products in the pipeline.

Given the diverse array of lighting applications and the almost limitless possibilities of connected lighting, we see immense potential to discover new value spaces and drive innovation. But it's work we can't do alone. Industry-wide collaboration is needed.

That's why we're encouraging people to contribute their expertise, understanding of customers and ability to add value in lighting and beyond. With your help, the next wave of bright ideas will come to light – creating a world of new business opportunities. And that's the theme of our keynote article in this edition. Read on for all the latest innovations in our portfolio, including SR drivers and connected lighting.

We hope our catalogue inspires you, and we thank you for your continued trust.

Learn more at  
[philips.com/technology](http://philips.com/technology)

**Roland van Esch**  
Business leader LED electronics

\* Three core aspects of the SR standard are now in final draft: **DiIA** (details of electrical specs and MB#200 and higher), **ANSI** (MB#1) and **Zhaga** (the 4-pin socket).



**Regarding paper**

This brochure is printed on Magno matt classic 135 gsm (inside) and Magno matt classic 250 gsm (cover) manufactured at Sappi Fine Paper Mills which are ISO 9001:2000 and ISO 14001 certified and EMAS registered. The pulp used for Magno is bleached, elemental chlorine free (ECF).

The timber in the pulp is sourced from sustainably managed forests. Sappi Fine Paper Europe (SFPE) has a Group Chain of Custody Certification for its entire European operations under both the Forest Stewardship Council (FSC) and the Programme for the Endorsement of Forest Certification Systems (PEFC) schemes.

NB: Specifications are subject to change without notice. It is possible that products mentioned in this European catalogue are not available in your country; for more information please contact your local Signify Organisation.



# Contents

Introduction by Roland van Esch  
Business leader LED electronics..... 3

Contents ..... 4

Our OEM technology ..... 6

Making connected lighting  
mainstream ..... 8

## OEM support tools

**My Technology Portal**  
Our award-winning content platform.... 12

**Easy Design-In Tool**  
Making your work easier every day ..... 14

**MultiOne configuration software**  
Configuring devices has never been  
easier.....16  
Easy does it .....18

Configurability, commissioning and  
connectivity .....20

From idea to new LED lighting  
component ..... 22

What is quality lighting? And why we  
think you should care. .... 24

OEM product families.....26

## LED Components

### Connectivity

Just released / Coming soon ..... 31

Connectivity - sensors ..... 32

Connectivity - accessories.....33

Apps ..... 33

SR certified products ..... 34

### Point source modules

Just released..... 39

Fortimo LED SLM gen 6 ..... 40

Fortimo LED SLM gen 6 -  
premium white ..... 42

Fortimo LED SLM gen 6 -  
crisp white..... 43

Fortimo LED SLM gen 6 -  
food warm white and food  
premium red..... 44

Fortimo SLM gen 7 -  
high density ..... 45

Fortimo LED SLM gen 7 ..... 46

Fortimo LED SLM gen 7 -  
premium white ..... 48

Fortimo LED SLM gen 7 -  
premium color..... 49

Fortimo LED SLM -  
holder ..... 50

Fortimo LED DLM flex gen 2..... 51

Fortimo LED DLM EaseSelect.....52

CertaFlux LED DLM EaseSelect.....53

### Linear modules

Just released / Coming soon ..... 57

Fortimo LED strip.....58

Fortimo LED line ..... 60

Fortimo LED square.....62

CertaFlux LED strip..... 63

CertaFlux LLS EaseSelect.....64

CertaFlux LED square ..... 65

CertaFlux LED panel ..... 65

### Xtreme modules

Just released ..... 69

Fortimo FastFlex gen 4.....70

### Linear drivers

Just released / Coming soon ..... 77

Xitanium LED linear drivers - SR.....78

Xitanium LED linear drivers -  
YellowDot .....79

Xitanium LED linear drivers -  
non-isolated..... 80

Xitanium LED linear drivers -  
isolated.....82

CertaDrive LED linear drivers .....83

TrustSight LED emergency drivers ..... 84

Constant voltage LED drivers.....85

### Point source drivers

Just released / Coming soon ..... 89

Xitanium LED downlight and  
spotlight drivers.....90

CertaDrive LED downlight and  
spotlight drivers..... 92

TrustSight LED emergency drivers .....93

### Xtreme drivers

Just released / Coming soon .....97

Xitanium LED drivers - SR..... 98

Xitanium LED drivers -  
programmable Xtreme..... 99

Xitanium LED drivers -  
full programmable Xtreme ..... 100

Xitanium LED drivers -  
lite programmable Xtreme .....101

Xitanium LED drivers -  
lite programmable Xtreme .....102

Xitanium LED drivers - single  
output current.....103

Xitanium LED drivers 1-10V  
dimmable.....104

Xitanium LED drivers - low voltage  
DC input .....105

Surge protection devices ..... 106

### Retail display lighting

Just released / Coming soon .....111

Philips InteGrade LED system  
gen 3 (premium white range) ..... 112

Philips InteGrade LED system  
gen 3 (standard color range) ..... 116

Philips InteGrade LED system  
high flux gen 3 .....120

CertaFlux RDL LED system gen 1..... 122

LED display modules (RDL500,  
RDL510, LDM524)..... 124

Complementary partners ..... 128

Lighting definitions explained ..... 130

Technical support..... 131

Design-in support ..... 131

Contact us..... 131



#### OEM LED catalogue October 2018

In this catalogue you will find a simple overview of our LED innovations. We always strive for high quality, therefore your feedback is highly appreciated.

#### Carla Tax

Marketing manager  
carla.tax@signify.com



## Our OEM technology

We are responsible for the development of new light sources, drivers and controls for the new-build luminaire market.

We have been focusing on this market for over three decades and have a solid track record of technology leadership, combined with excellent application knowledge and market understanding. Prime activities include designing, developing, manufacturing and selling light sources, drivers, LED light engines and controls to luminaire manufacturers for incorporation in new luminaires. There is a wide, varied product portfolio available, ranging from fluorescent, HID, halogen lamps and drivers to LED downlight, spotlight, linear and outdoor LED light engines.

[philips.com/technology](http://philips.com/technology)

## Retail

Fashion and food retailers, department stores and shopping malls use every means they can to appeal to their target audiences.

This includes careful consideration of the lighting, whereby image, company identity and an appealing atmosphere play a key role in the choice of lighting design. Depending on the application, different elements come in to play, such as energy efficiency, color rendering ability, the correct color temperature, whiteness, color saturation or dynamic lighting. For all of these specific needs, we can offer a variety of LED light engines and a complementary range of electronic drivers for retail lighting, from downlights, spotlights to linear fixtures, each with their own, unique proposition and features designed around specific retail lighting applications.

## Office

The office segment has been dominated for many years by linear lighting solutions.

This segment, which also includes areas such as education and hospitals, has always maintained a strong drive towards energy saving. Legislation and building regulations have driven the standards on light quality, luminance and energy efficiency in a working environment, and this has also highlighted the role of lighting controls. We address this market segment with a full, state-of-the-art, highly efficient LED linear module and drivers portfolio, in a building block format, as well as a luminaire-based and standalone controls range.

## Industry

The industry segment covers an extensive range of applications such as warehouses, production areas, cold storage, food processing and parking areas.

This segment is moving strongly towards energy efficiency and lower maintenance while enabling high-quality, uniform lighting for optimum visual performance and visual comfort that contributes to a more efficient and productive workplace. Our module and driver portfolio enables cost-effective and reliable systems for extreme application conditions, delivering ultimate light quality and comfort. Used with controls, our lighting solutions provide illumination only when and where it is needed for increased energy efficiency.

## Outdoor

Outdoor lighting encompasses a vast range of applications, including motorways, highways, residential areas, city centers, sports and tunnel lighting.

All have their particular lighting needs and requirements. The outdoor market is transforming fast from HID light sources to LED and is also a forerunner in lighting control management systems. Here we have a diverse product portfolio available for luminaire manufacturers with a choice of several LED module families and a vast range of Xitanium outdoor drivers, with a focus on robustness, reliability, configurability and connectivity.

## Hospitality

Within hospitality lighting, energy savings (sustainability), quality of light and creating an optimal guest experience are of great importance.

Within this segment, many different lighting technologies are used in various application areas. Examples are reception and lobby, corridors, guest rooms, bars, restaurants, conference centers and even outdoor areas. Whether it's replacing a halogen or fluorescent light source with a retrofit LED lamp or fully refurbishing relevant hotel areas with (controllable) LED luminaires, we have the technology components to realize this. We offer luminaire manufacturers a wide range of LED products, such as spotlighting and downlighting systems. Our linear and outdoor systems are also used in the hospitality segment.



Peter Duine  
Product manager  
connectivity

# Work with us to make connected lighting mainstream

Connected lighting applications are growing in popularity globally. In future, they'll be mainstream, opening vibrant new markets for the lighting industry. So what are the opportunities – and how can we accelerate them? We believe growth lies in finding inspirational new use cases that go beyond energy saving to offer compelling benefits to businesses. By collaborating as an industry, we can uncover these use cases and switch on new value beyond illumination.



## The search is on for new use cases

We've invested deeply to develop connected lighting use cases. But we're still just one company. Although we're committed to using our reach and innovation power to explore a multitude of use cases, there are too many for one company to explore alone, so we're focusing on three things:

1

### Building a thriving ecosystem for connected lighting

We're working with an array of partner companies who use our components as building blocks to make 'connect-ready' lighting products. Each brings its own unique technical background, industry perspective and customer relationships. Their in-depth understanding of their customers' challenges often pushes them to explore new territory. Sometimes, this leads to value creation beyond illumination.

2

### Creating standardized foundations for partners to build on

To accelerate innovation, we've developed standardized products and components. Inside the luminaire, our SR driver functionality is being standardized in DiiA, ANSI and in future also in IEC as part of the DALI standards. Creating an open-standards-based proposition gives our customers confidence that our technology is accepted industry wide. Outside the luminaire we use wireless technology based on the success of Zigbee and Hue. An example is our EasyAir wireless sensor, which provides presence and daylight sensing in a single unit and forms an easy-to-integrate building block for any lighting manufacturer who wants to move into this space.

3

### Sharing our expertise

By sharing knowledge openly across our partner ecosystem, we want to supercharge innovation. This approach saw amazing success with Philips Hue, which helped democratize the idea of the smart home. Crucial insights from our partners and an army of app developers helped us evolve Hue to become one of our most talked-about innovations ever, opening new use cases along the way.

## Unlocking new value in indoor lighting

In schools, hospitals, offices and warehouses, we're already seeing global take-up of connected lighting. So far, the big use cases focus on energy savings and convenience, with wireless control sensors embedded in light fixtures. These help businesses to reduce power consumption via occupancy sensing, daylight harvesting, granular dimming fixture groups and wireless wall switches.

To enter these markets, your product line needs to include fixtures that can use wireless protocols to report power consumption. The next step for customers is to add a gateway. This enables energy monitoring and insight via a dashboard. With energy bills on the rise, these use cases are starting to drive vigorous new business for early movers in the industry.

Also gaining momentum are more advanced use cases, like conference room scheduling or HVAC optimization, that

use the occupancy data that the lights provide to optimize business operations and energy use. A promising use case is using sensors and Bluetooth Low Energy (BLE) beacons in the lighting infrastructure for asset tracking and reporting.

Where to next? As connected lighting infrastructure matures as a framework for improving business operations, an explosion of new use cases is possible. To help you capitalize on these growth opportunities, we're creating standardized products like the EasyAir SNS300 fixture-based control product line, which can be configured by a standard Zigbee controller. These wireless sensors can be incorporated into luminaires and connected to Z3.0 gateways. If you're interested in this space, check out the sensors section of this catalog. And stay tuned for our new EasyAir partner ecosystem program, coming soon on our website.

## The next wave of use cases for outdoor lighting

In outdoor lighting for roads, streets and parking lots, we have already developed a standout use case for connected lighting that's maturing fast: asset management. This offers an immediate opportunity for you to enter this emerging market.

Large customers worldwide are already adopting asset reporting to simplify management and maintenance of large outdoor lighting installations. With a dashboard view of fixture type, light output, color temperature and light distribution, they can greatly improve efficiency. Control units to enable these capabilities are only a field upgrade away, making adoption relatively simple. Now that the ANSI C137.4 committee provides a standard for asset data, it is specified in tenders across the world. This all adds up to a massive opportunity.

To help you enter this market without the upfront cost of developing your own software, we've created a MultiOne


configurator that lets you store asset information during luminaire production.

We're also laying a strong foundation for you to innovate with an EasyAir node based on standard wireless communication: the EasyAir SNO110. It uses BLE communication secured by our own cloud infrastructure to do encryption key exchanges in the field. The use case is to set dimming schedules accurately by indicating time and location through a GPS connection.

These use cases are just the beginning. As the market develops, we're looking, together with all our partners, to explore powerful new use cases that extend the value of the lighting infrastructure. Think flood detection or empty parking space indicators. By trying new ideas, you can test the value that can be created and help us drive future product development.

**“Together we can  
accelerate penetration of  
connected lighting and  
open the way to growth.**

”



### Together, we thrive

We believe you will build the future of connected lighting. With your technology expertise and market reach, you can find the next big use case. In the field, you can refine it so it's clear, simple to implement and low cost. And fueled by a thriving partner ecosystem, you can propel us to territory never before possible.

We're keen to collaborate. And we'll keep contributing products that open the way for your new ideas to flourish. To create

a sound foundation for you, we'll build products that are interoperable with our intra-luminaire sensor ready (SR) standard (based on DiiA/Zhaga/ANSI) and our inter-luminaire wireless standards (Zigbee and BLE).

Together we can accelerate penetration of connected lighting and open the way to growth. Yes, our industry is rapidly changing. But as the opportunities multiply, it's only the beginning.


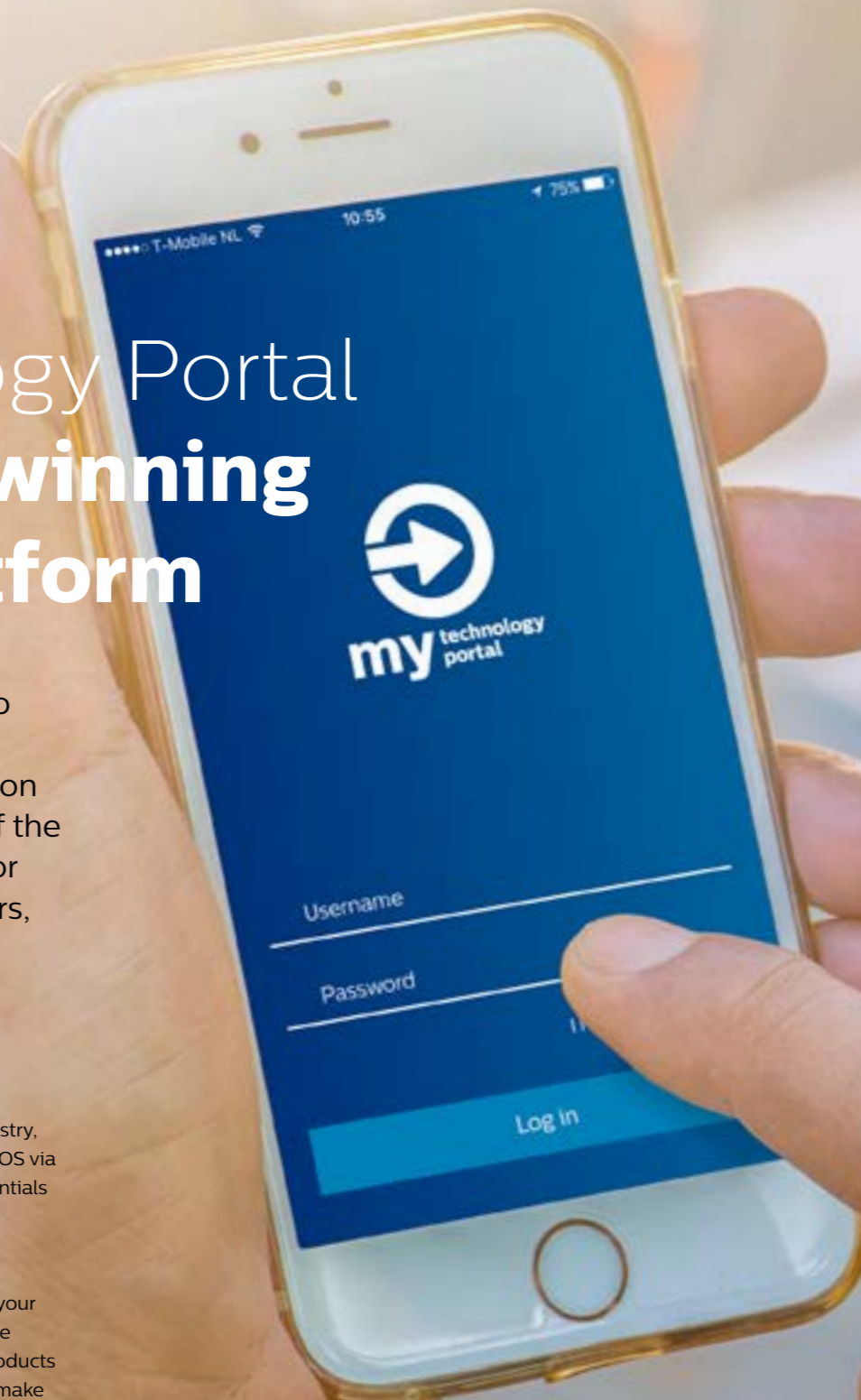
# My Technology Portal Our award-winning content platform

This app gives you 24/7 services to drive your business with our OEM technology. It has all the information to guide you through every step of the process. Whether you're looking for products or track and tracing orders, you've got all our services at your fingertips with just one log in.

The only service platform of its kind in the lighting industry. It's free to download for Android via Google apps and IOS via the AppStore. Just login with your existing portal credentials and get started!

#### A personalized space

You can see at once what's relevant to you by filling in your 'fields of interest' to highlight preferred segments. These features support your needs in planning changes to products and creating ideas around new developments. Please make sure to set your notification preferences in My Account on the My Technology Portal to ensure you do not miss out on any updates.



## Everything you need is here



**My orders;** review your orders, and check order status and delivery information



**My account;** customize your dashboard, set notifications and fields of interest



**News;** includes webinars, tutorials, OEM videos, event information and market-specific insights



**Share center;** share files with your key account manager and find relevant documentation



**Portfolio;** a customized overview based on your order history, quantity, phase-out information, search and Excel download



**Contacts;** see your relevant contacts and get in touch



**Web shop;** order samples of our newest products, or track and trace your order



**Tools;** directly access Easy Design-In Tool to configure your LED system in a minute, the MultiOne Configurator and the Gear Selection Tool



**Product news;** all upcoming introductions and phaseouts including dates, codes, all the files you need and quick links to order samples and submit price requests

#### What's coming soon?

Stay up to date by subscribing to notifications in your account settings.



# Easy Design-In Tool

## Making your work **easier every day**

The growing complexity of LED systems can be difficult to navigate. So wouldn't it be great if you could select exactly the right components to effortlessly design into your luminaires? With Easy Design-In Tool (EDIT), our complete portfolio of OEM products is at your fingertips, so you can configure the perfect LED module-driver combination in minutes. EDIT automatically filters the options that are available as a result of the choices you make. So you can manage the growing complexity of LED systems with ease.

### Trusted to save time

As well as helping you find products and configure systems, the results EDIT calculates are verified by us to support our product warranties. It's the industry's benchmark that's trusted by thousands of luminaire designers and product engineers.

- Quick and easy to use
- Filter by specifications
- Associate drivers and modules
- Connect components, set up drivers
- Reliable, approved solutions
- Request a price easily
- Download system summaries with full technical details

### Get the EDIT habit

To see just how easy life could be, log on and start exploring EDIT at [easydesignintool.philips.com](https://easydesignintool.philips.com)

Take a look at our knowledge page to discover even more valuable EDIT tips and tricks that you can incorporate into your daily routine, and explore the full spectrum of EDIT's capabilities.

### Now even smarter

With new connectivity, EDIT gives you an even smarter way to streamline your workflow. Simply log on with your My Technology Portal account to access customized views and connect to other OEM support tools.

### MyTP

EDIT connects to My Technology Portal, so it's easy to contact your key account manager for price guides, to get help with finding the right LED products or to discuss your freshly-found system solution.

### MultiOne

You now can use your EDIT output to generate the input for our MultiOne configuration software – saving you even more time. It's that simple.



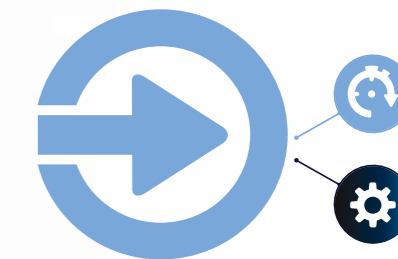
- save time
- easy upgrades
- approved combinations
- quick overview
- filter on specifications

“Also competitors have great tools and lots of services but **Signify is the only one connecting the dots!**”

Enrico Campana, Quality Manager,  
Illumisa Architectural Lighting







# MultiOne configuration software Configuring devices has **never been easier**

As customers demand more flexibility and diversity in their lighting solutions, customization is key. With MultiOne you have an intuitive tool that makes configuring devices quick and simple. It works by accessing the features that are already built into our drivers and sensors, so you can quickly adjust the parameters and make last-minute changes to suit different requirements.

**Download  
FREE at**  
[philips.com/MultiOne](https://philips.com/MultiOne)

## One multi-functional tool for all our components

One of the great benefits of MultiOne is that you can use it to configure and test devices during production. It also combines configurability with diagnostics, so you can check status and do a complete quality analysis on returns from the field. All with one tool that supports the complete range of Philips configurable drivers and components.

For wireless configuration we also have MultiOne SimpleSet. Based on NFC technology, it enables you to configure sensors and Xitanium LED drivers without connecting to mains power.

## Customize lighting for every application

### ✓ Configure functions

- output current
- light output
- startup time
- end-of-life indication
- diagnostics and energy metering
- SR power supply
- luminaire information.

### ✓ Add security

- module temperature protection
- driver temperature limit
- emergency feature
- OEM write protection.

### ✓ Create savings

- constant light output
- dimming interface
  - 1-10 V dim level
  - AmpDim
  - LumiStep
  - DynaDimmer
  - corridor mode
  - touch and dim.

Sensor and driver technology is changing all the time, so don't forget to keep checking [www.philips.com/MultiOne](https://www.philips.com/MultiOne) for new features that will keep you ahead of the game.



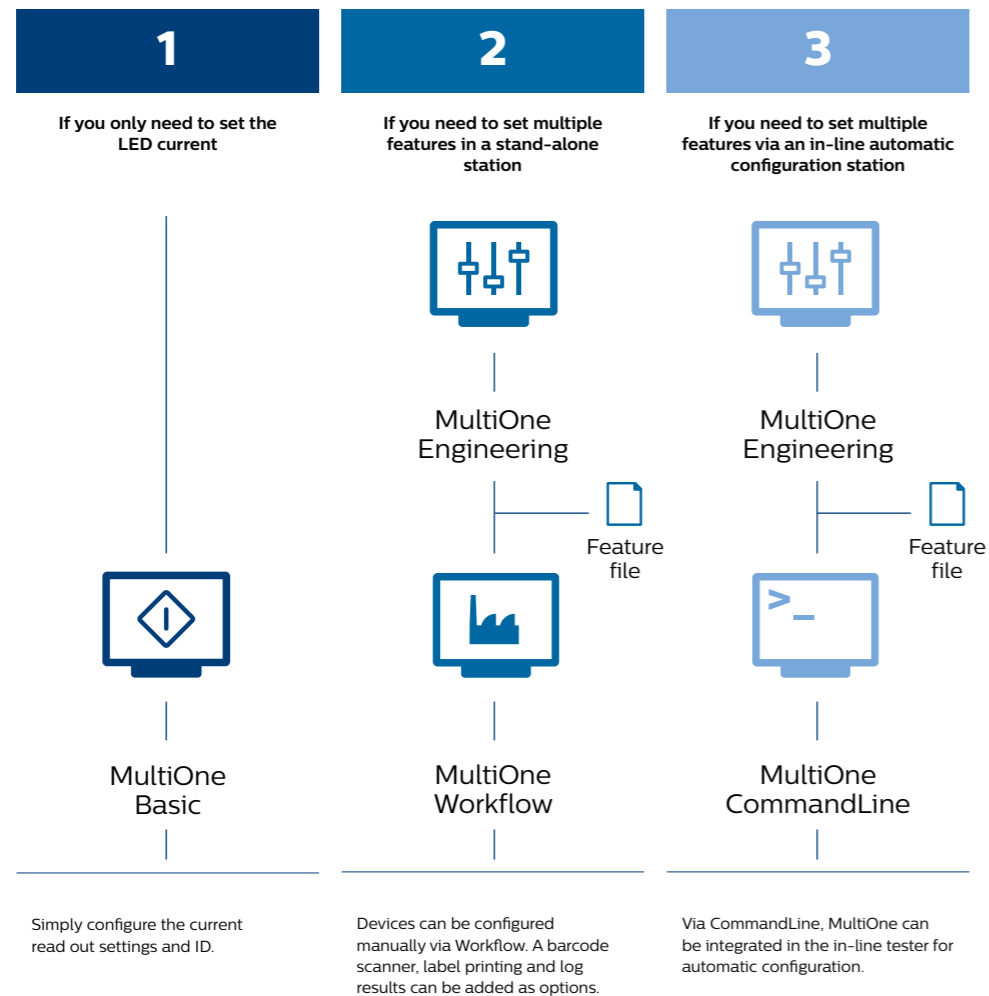
# Easy does it

## MultiOne. Three simple set-ups

There are three simple set-ups to follow, depending on which parameters and devices you're working with.

MultiOne Basic is a stand-alone solution that offers quick and easy manual configuration of the LED current at any stage of production. MultiOne Engineering creates feature files that can be used with MultiOne Workflow for full configuration in a standalone, manually-operated workstation. And MultiOne CommandLine offers full, automatic configuration of multiple features when integrated into inline stations.

## Configuration set-up



“With MultiOne you can easily configure devices and fixtures in the way that’s best for you. Just choose the right set-up to get started.”

Jan Fitters  
Product manager



## MultiOne interfaces

Type of tool	Name	12nc	DALI	SimpleSet	Distance	Basic	Workflow	Command-Line
	LCN8600 Philips MultiOne Interface USB2DALI	913700346703	•		-		•	•
	LCN9610 FEIG MultiOne SimpleSet Interface	929000999406		•	1cm		•	•
	LCN9620 FEIG MultiOne SimpleSet Interface	929000999506		•	1cm	•	•	•
	LCN9630 FEIG MultiOne SimpleSet Interface	929001546306		•	1-20cm	•	•	•

With SimpleSet based on NFC technology it's quick and easy to configure fixtures and devices.

Suitable for:



To see just how easy we've made configuration, go to [www.mytechnologyportal.philips.com](http://www.mytechnologyportal.philips.com) and explore MultiOne.

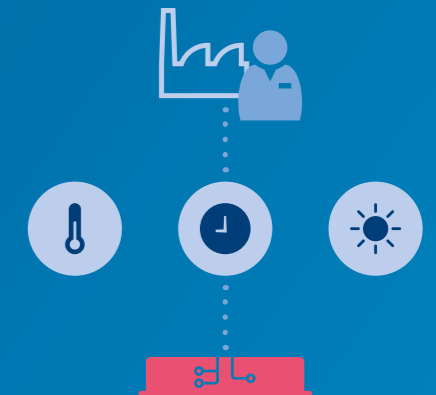
# Configurability, commissioning and connectivity. Are you getting your wires crossed?

Lighting technology is evolving at a rapid pace, bringing exciting possibilities for you and your customers. But with so many new introductions and features, there is a lot of new terminology to understand. See opposite for a helpful explanation:

## Configurability

This refers to the **driver or sensor features that can be configured in your factory** using DALI, SR or SimpleSet (NFC) technology. You can set up a range of parameters including:

- adjustable output current for the LED module
- corridor mode with light levels and fade-time settings for presence detection
- DynaDimmer for autonomous light levels and timers for outdoor dimming
- LineSwitch for light levels, ramp up and fade down with central outdoor control
- configure that the new TrustSight emergency system switches to central battery during mains failure
- start-up time to gradually increase light levels at switch on
- module temperature protection for over-temperature conditions
- driver temperature limit to protect driver at over-temperature.

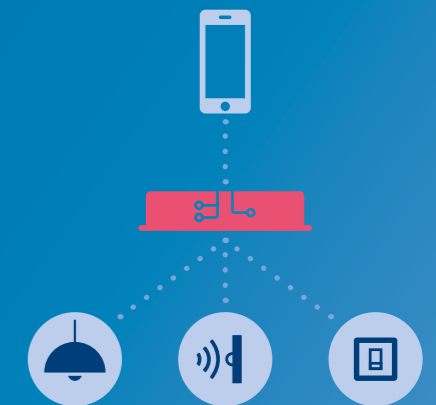


## Commissioning

This refers to the **grouping capabilities you can set once the lighting solution has been installed** on-site. Using a smart phone and an infrared signal, it is possible to link:

- drivers
- luminaires
- switches
- sensors.

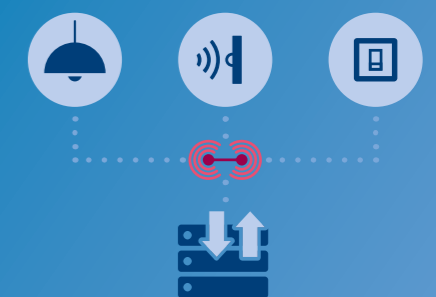
This enables you to tailor a lighting installation, setting discreet lighting zones and parameters within one location to suit a range of different needs.



## Connectivity

This refers to **the wireless connection** between drivers, luminaires, switches and sensors. The Zigbee language of connected lighting enables you to:

- create new ways to use light
- download and upload information
- improve comfort and convenience
- save energy.



Any other questions? Contact our local representative or visit [www.philips.com/technology](http://www.philips.com/technology)

# From idea to new LED lighting component

We are constantly looking for new and innovative ways to create light. Light that enhances our lives and illuminates our world in the best possible way. Life without light is impossible to imagine. The process to develop a new lighting idea into a LED lighting component is divided in four phases.

## 01 Concept phase

A new lighting idea is often inspired by insights obtained from customers and developments in LED lighting technology. A combination of technical advances and lighting requirements within a certain application will help to determine the uniqueness or improvement for the lighting component under development, ensuring it will meet specific needs from the lighting market.

## 02 Development phase

The benefits that customers expect from the new concept are translated into product specifications. As product specifications are added and the design of a new product or improvement of an existing one becomes clear, it allows the project team to communicate an approximate timing for introduction of this new innovation to the market.

## 03 Pre-launch phase

The idea becomes a LED lighting product with a final design and fixed specifications that are tested, and once technically approved will be announced with a target launch date. Customers can start pilot studies for new luminaire designs that have the new LED lighting components inside.

## 04 Product launch

The new LED lighting component is fully approved and available. The process then reaches its final stage with an official commercial release of the new or improved product. At time of launch the new product is available for ordering via the sample webshop, tradelink or local key account managers.

# What is quality lighting? **And why we think you should care.**

Quality is an elusive term. Most organizations say they strive for it. But few can define it. Mostly because it's not just one thing. It's many.

In today's competitive business world, your customer experience is your brand. Customers don't make decisions on cost alone – they consider features, value and the quality of their experience before they reward you with their business and their loyalty. So how do you deliver quality across everything you do? This article looks at the six pillars of our quality program which are specifically designed to support quality across your business – from design to delivery.

## Quality lighting

The most obvious place to strive for quality is in the lighting products and systems you produce. Today's savvy customers want lighting that delivers real business benefits – from helping hotel guests enjoy a more restful night, to improving the appearance and shelf life of goods or energizing and inspiring people at work. With Philips flicker-free LED components and unique lighting spectrums you can design high quality lighting where the results are backed with proven research. So working with Philips high quality lighting components is the first step in end-to-end quality alignment in your business.

## Quality assurance

A great experience is also highly dependent on the performance, durability and reliability of your products. We understand the challenges you face of designing lighting for a harsh outdoor environment, a humid warehouse or a 24/7 workplace and our proven lighting components have been designed to work under harsh conditions. To make sure your customers are never disappointed, our rigorous testing and assurance program uses a globally standardized, gated development and testing process (NPDL) and Design for Six Sigma (DFSS). And to give you high performance in the lifetime of our products, we also use simulations to predict precise failure rates for solder joints, connectors, electronics and electronic components. This level of assurance ticks another box on your quality list.

## Quality innovation

Today's bargain. Tomorrow's expensive mistake. Customers complain when they buy 'old technology' or inflexible systems that are not ready for the future and have to be upgraded before their anticipated end of life. Delivering quality innovation means staying up to date on new trends and developing for a connected future when lighting systems will have an increasing role to play in energy conservation, management, visual comfort and more. To help you set the benchmark and be first to market with new products and systems, we invest in a multi-million euro research and development program that has led to world-firsts and over 17,500 patents. Because we lead the field, you can too.

## Quality people

Quality also depends on the value your customers place on your expertise. And with lighting systems and standards constantly changing it can be hard to stay right on top of developments. That's why our program provides industry leaders and technical experts who are ready to help you meet international lighting standards and build prototypes that meet specific needs and requirements. This enables you to build a quality team that is augmented by our expertise – when and if you need it.

## Quality support

An important aspect of quality is in the timeliness of your delivery. We can help you speed up the development cycle with support tools from My Technology Portal. As well as online tutorials, guides and data sheets, the Easy Design-In Tool lets you program, test and configure your designs. You can also check your order status and get prices, samples, product and technical information. To help you create quality innovation we also offer networking opportunities with our ecosystem of SR partners. This enables you to harness the power of Internet of Things innovations to invent new products, reimagine old ones, and co-create with companies who have complementary skills, software and technologies.

## Quality leadership

Being recognized as a quality business leader is also important for your reputation. It gives your customers confidence that their investment is protected because it is built to the latest designs. To support you we are advising and leading standards boards globally – from lighting to wireless and networking protocols. We also work to develop and progress open systems that enable component manufacturers, lighting designers, app developers and engineers to evolve better lighting solutions for the planet.

## Changing the conversation

Helping your customers to grasp the importance of quality lighting from a quality company means shifting the conversation away from "Which spaces do you want to illuminate?", to "What do you want to achieve with your lighting?" Energy savings? Wellbeing? Employee comfort? Control? Space management? A stunning exterior you can program?

All of these capabilities, of course, are heavily dependent on the quality of the lighting components and systems you use. Which is why we enforce rigorous standards with components that are leading edge and fully tested. It's our quality that gives you the confidence to drive bigger customer conversations and build a reputation for service that is second to none.

To find out more about the benefits of our quality program visit: [philips.com/technology](https://philips.com/technology)

# OEM product families

Integrated LED modules and drivers;  
your partners in performance.

Our range of LED modules and drivers cover all your luminaire application requirements. We offer two component levels: the high-performance Fortimo in combination with Xitanium that push the performance boundaries in high-end lighting applications, and Certaflex and Certadrive for basic solutions in general lighting applications.

## Fortimo

LED modules

The reliable Fortimo LED modules deliver exceptional light quality. They are 'partners in performance' for our extensive range of high-efficiency Xitanium LED drivers. These modules include advanced features that boost performance, simplify design-in, increase flexibility and extend the operational life. The extensive range of configurations covers downlight, spotlight, linear and outdoor LED light modules for luminaires. A five-year system warranty provides extra peace of mind.

## Xitanium

LED drivers

The state-of-the-art Xitanium LED drivers are robust and reliable, and are offered with a wide choice of operating windows. They are 'partners in performance' for Fortimo LED modules. These drivers come in various form factors and are available for indoor and outdoor applications. The range comprises fixed light output and dimming versions as well as programmable drivers that provide the flexibility to configure the drivers at a later stage. Xitanium drivers are guaranteed for five years. SR versions are available for enabling connected lighting solutions.

## CertaFlux

LED modules

Certaflex LED modules deliver basic product functionality and a fit-for-purpose performance for high-volume lighting sold through trade distribution channels. They are easy to design-in, simplify assembly and meet relevant EU regulations. The range covers linear, spot and downlight applications. These drivers are performance-matched for use with our Certaflex LED modules. A three-year system warranty (module and driver) completes the package.

## CertaDrive

LED drivers

Certadrive LED drivers are designed to meet your market needs for basic lighting products. They are ideal for high-volume applications, and complement our Certaflex LED modules, as well as third-party LED engines. Offering basic specifications, such as specific current and voltage settings, these drivers come with a three-year system warranty (module and driver).

**For today, for tomorrow.**

**Sometimes good can be great.**

# Feel the potential of connected lighting

Let's  
connect

saving  
energy and  
costs

# “Get connected with tomorrow’s market.”

Connectivity is delivering on its promise. Cities are ‘smarter’ and offices and industry have discovered the potential of connected lighting for collecting data, saving energy and managing space. Connectivity has real potential to add value to your luminaires. And connecting sensors has never been easier, thanks to our SR certified partner program. The list of partners covers building management systems, city management systems, sensors and control systems that are certified to work with Philips Xitanium SR drivers. For a complete overview see page 32 and take advantage of the new connected landscape.

### SR = future proof

The Philips Xitanium SR LED drivers are sensor ready, meaning they can be easily connected to a wireless sensor, making them perfect for versatile use in buildings and city management systems. The intelligence is already built in, ready to interface with and power the sensors exactly to your customers’ needs. Our drivers are future-proof, as sensor ready will be the new standard for connectivity. Thanks to our SR certified partner program you can choose from a wide variety of quickly expanding possibilities.

### Step into smart lighting

Our growing portfolio of connected components smooths your path into this dynamic world. Our proposition is spearheaded by the Philips Xitanium SR drivers, Philips EasyAir sensors and apps which control and configure drivers and sensors by means of a smartphone. All work seamlessly with each other. So step into smart lighting now and get connected with tomorrow’s market.

### Peter Duine

Product manager  
connectivity



## Just released!

Order now at  
[www.philips.com/oemwebshop](http://www.philips.com/oemwebshop)

### EasyAir SNS300

See page 32



This new sensor will extend our office sensor portfolio. It is our gateway-ready product that is compliant with Zigbee 3.0 gateways; opening up new possibilities via a dashboard or an app such as scheduling, real-time remote monitoring, energy reporting and predictive maintenance.

### EasyAir outdoor module SNO110

See page 33



The EasyAir outdoor module offers a simple method to switch on/off the light, regulate it and enable a very accurate DynaDimmer schedule. Settings can easily be configured by SimpleSet or via the secure Bluetooth connection. The module fits on the new universal SR outdoor connector and enables you to offer flexible and futureproof solutions.

## Coming soon!

LED innovations in the  
pre-launch phase

### EasyAir SNS210

This next-generation sensor will enable Bluetooth communication for easy and quick installation in indoor spaces such as offices, schools or hospitals. A one stop, future-proof device, it will work stand-alone or with a gateway via Zigbee 3.0 technology. It will be released with a simple, user-friendly iOS/Android app for an intuitive workflow that takes advantage of motion and daylight sensing for significant energy savings.

### IR Dongle v2.0

This new dongle will replace the current IR Dongle used with EasyAir SNS200 and EasyAir SNH200. It will offer improved battery life, long Infrared range and narrow beam for high selectivity of sensor from ground level. The usability of this product will be enhanced for easier commissioning of EasyAir sensors in the field.  
Availability – Q4 2018

Suitable for:



Order at sample webshop  
[philips.com/oemwebshop](http://philips.com/oemwebshop)

For further information visit [philips.com/technology](http://philips.com/technology)



## Connectivity

Our new SR drivers are ideal for use with sensors and building management systems. With their integrated DALI 2.0 power supply it is easy to power sensors and wireless modules directly from the driver. The drivers also feature integrated energy metering for use in building management systems via SR certified products to ensure that certified sensors and controllers work seamlessly with the Xitanium SR driver.

You'll find further information regarding our SR drivers in this catalog, in the section that also features our indoor linear drivers and Xtreme drivers. Alternatively, visit our webpage at [philips.com/xitaniumsr](http://philips.com/xitaniumsr).

The new EasyAir sensor range features presence and daylight sensors that can be used across all office and industry applications, including open-plan offices, meeting rooms, warehouses and assembly areas. The EasyAir sensors have a single-box, luminaire-mounting format, powered by Xitanium SR via a two-wire connection, to save time and costs when integrating them into your luminaires, whilst the intuitive Android-based apps enable quick and easy configuration and commissioning during and after installation. The EasyAir sensors are future-ready. By integrating them into your luminaire you're also prepared to enter the connected world of tomorrow. So let's get connected!



### Indoor

#### Product specification

Product name	Housing (volume inside luminaire)	Key features	Req. luminaire hole	Occupancy technology	Detection area	Viewing angle	Full light dim level	Operating Ambient temperature	Product code
	mm		mm		m		%	°C	GPC
EasyAir SNS200/w	50x19x31.5 (50x19x24)	Advanced grouping Color: white	44x17	Passive IR	At 3m - 3.6x3.4 (minor movement) At 2.4m - 2.9x2.7 (minor movement)	X=72° Y=86°	5-100%	0-55	929000766803
EasyAir SNS200/g	50x19x31.5 (50x19x24)	Advanced grouping Color: grey	44x17	Passive IR	At 3m - 3.6x3.4 (minor movement) At 2.4m - 2.9x2.7 (minor movement)	X=72° Y=86°	5-100%	0-55	929001560703
EasyAir SNS200/b	50x19x31.5 (50x19x24)	Advanced grouping Color: black	44x17	Passive IR	At 3m - 3.6x3.4 (minor movement) At 2.4m - 2.9x2.7 (minor movement)	X=72° Y=86°	5-100%	0-55	929001651206
<b>new</b> EasyAir SNS300/w	50x19x31.5 (50x19x24)	Advanced grouping Color: white Zigbee 3.0 gateway	44x17	Passive IR	At 3m - 3.6x3.4 (minor movement) At 2.4m - 2.9x2.7 (minor movement)	X=72° Y=86°	5-100%	0-55	929000795606
EasyAir SNH200	Diameter: 115 Height: 43	Advanced grouping and zoning	M20 threaded nipple for M20 knockout	Passive IR	At 16m - range diameter 16 At 12m - range diameter 13 At 8m - range diameter 9 At 4m - range diameter 4.5	X=45° Y=45°	5-100%	-30-65	929001625706
EasyAir SNS200CMP/w	Remote mounting in ceiling	Advanced grouping; remote mounting Color: white	Not applicable	Passive IR	At 3m - 3.6x3.4 (minor movement) At 2.4m - 2.9x2.7 (minor movement)	X=72° Y=86°	5-100%	0-55	929000790206
<b>new</b> EasyAir SNS300CMP/w	Remote mounting in ceiling	Advanced grouping; remote mounting Color: white	Not applicable	Passive IR	At 3m - 3.6x3.4 (minor movement) At 2.4m - 2.9x2.7 (minor movement)	X=72° Y=86°	5-100%	0-55	929001702606

### Outdoor



#### Product specification

Product name	Dimensions	Key features	Configurable via	Operating ambient temperature	Interface	Product code
	mm			°C		GPC
<b>new</b> EasyAir SNO110	ø 83x40	Adjustable light output Accurate timing via GNSS On/Off switching with DST Real time DynaDimmer Ramp-up/fade-down time IP66, IK09	SimpleSet (NFC) Bluetooth	-40..65C	SR	929001599206

### Accessories

SR connector



#### Product specification

Product name	Description	Product code
		GPC
IR Dongle	Infrared device to commission EasyAir SNS200 and EasyAir SNH200	9290 016 51106
EasyAir SMB-50/w	Surface mount bracket for EasyAir SNS200/w	929001540206
EasyAir SMB-50/g	Surface mount bracket for EasyAir SNS200/g	929001540306
SR connector	Compact 4 pole receptacle, IP 66 (with cap or node), IK09, can be used upwards and downwards, according Zhaga Book 18 specifications	929001650806
SR cap light grey	For future-proof luminaire without node	929001651006
SR cap dark grey	For future-proof luminaire without node	929001650906

## Apps

Because ease of use for you is so important to us, configuring and commissioning is also possible via the app. This app is available free of charge from the Google Play Store. For specifiers, installers and the end user, the possibilities are endless.



Suitable for:



Order at sample webshop  
[philips.com/oemwebshop](http://philips.com/oemwebshop)

For further information visit [philips.com/technology](http://philips.com/technology)

# Choose SR certified to drive compatibility

We recently launched a comprehensive set of Xitanium SR drivers for indoor and outdoor application segments. The Xitanium SR drivers offer great benefits for lighting management systems. To ensure full system component interoperability, we provide SR certification.

The performance of SR products is tested and certified to eliminate any interface problems. This means you can offer connected lighting solutions without having to worry about software capabilities and system investments. We have a growing list of SR certified products that are compatible with our Xitanium SR LED drivers. They cover a wide range of connected lighting solutions from trusted providers of sensor and connectivity modules, building management systems and city management systems.

To support the development of SR certified components, We launched the SR partner program. SR partners receive all required details of the Xitanium SR driver interface for electrical and DALI data exchange protocols. Verified and successfully tested products can be recognized via the SR certified logo.

## Released SR certified products \*

SR partner	SR certified product
<b>CP Electronics</b>	EBR-MINIPIR-DALI, EBDHS DNET1 SR
<b>CimCon</b>	iSLC3400 DC photocell
<b>Digital Lumens</b>	DLA-S, DLA-I, DLA-R
<b>Enlighted</b>	CS-D2, FS-D22
<b>eSave AG</b>	eSave SLC-DC and SLC-DC GPS, eSave SLC-AC and SLC-AC GPS
<b>Lontri</b>	Field Service Gateway 100, Control Unit LM 100, Control Panel E100
<b>Lucy Zodion</b>	PrecizionHALO photocell
<b>Lutron</b>	Vive Integral Fixture Control DFCSJ-OEM-OCC and DFCSJ-OEM-RF
<b>Magnum Energy Solutions</b>	Mx-OPUS-MLDHB, Mx-OPUS-MLD, MX-OPUS-MLDE
<b>Nedap</b>	Luxon IoT node
<b>Signify</b>	Philips EasyAir SNH200, Philips EasyAir SNS200, Philips LLC7270 Interact Ready Connector Node Dark Grey, Philips LLC7271 Interact Ready Connector Node Light Grey, Philips LLC7280 Interact Ready Connector Node NEMA
<b>Steinel</b>	Sensotec sensor SR HF2, Sensotec sensor SE PIR
<b>Tvilight</b>	CitySense+ 115Vac MP Grey, CitySense+ 230Vac MP Black, CitySense+ 230Vac MP Grey, CitySense+ 230Vac MP Thorn SkyLite External 115Vac HP, SkyLite External 115Vac MP, SkyLite External 230Vac HP, SkyLite External 230Vac MP, SkyLite Internal 115Vac HP, SkyLite Internal 115Vac MP, SkyLite Internal 230Vac HP, SkyLite Internal 230Vac MP, SkyLite Prime



\*For a complete and up to date list of all SR compliant products we recommend to visit the websites of the SR partners

### Compatibility with outdoor CMS systems

In the outdoor segment, the preferred option is to apply the SR driver in combination with the SR connector for both the CMS nodes and potentially additional sensors. However, in existing installations it can be requested to release the combination of the SR driver and 7 pin NEMA socket. The combination of SR driver and NEMA socket requires special attention. The Xitanium SR drivers can be applied in combination of DALI edition 2 compliant device, in other cases, a full system verification is advised to avoid high customer dissatisfaction and significant costs to repair.

### Compatibility with SR sensors

When SR certified sensor is applied in combination with CMS/BMS or second sensor, the CMS/BMS and/or sensor supplier must release the combination to ensure that the sensor will work seamlessly in the CMS/BMS or with the second sensor. For movement detection and other light control sensors, proper master-slave algorithm software needs to be included in the CMS/BMS to ensure consistent light behavior. CMS/BMS suppliers need to support sensors to allow that sensor data can be uploaded and made available in the CMS/BMS dashboard or API. Application owners need to inform their CMS/BMS supplier on SR sensor addition plans accordingly. CMS release of SR certified sensors is the responsibility of the CMS/BMS supplier.

**flexible**  
and efficient



**Point source modules**

**Light**  
that sells

# “Exceptional light quality everywhere with one consistent range.”

flexible  
and efficient

With Fortimo LED SLM and Fortimo LED DLM flex you can design products based on quality of light, lumen per Watt, and/or lumen per Euro. They enable the differentiation that is demanded by lighting designers and end-users for retail, offices, work environments, industry and public spaces.

#### The perfect spotlight

With the introduction of Fortimo SLM gen 7 we're once again setting the standard for spot and downlight applications. The Fortimo LED SLM portfolio offers multiple solutions on a single platform, including special spectra for specific applications. Crisp white delivers stunning whites and vibrant colors in fashion stores, whereas premium white offers the best light quality without sacrificing efficiency for every retail environment.

And now there's Fortimo SLM premium color - a fascinating new spectrum that combines beautiful saturated colors with a strong energizing white and a rich black experience. Premium color has been created to enhance the shopping experience. It adds energy to a room and boosts the perceived value of products on display.

For extra punch, our high-density portfolio enables small CoBs to emit more light. Due to its high output and small LES size, Fortimo SLM gen 7 HD is perfect for narrow beam applications or for miniaturized designs, resulting in higher efficacy or a significant cost advantage at the application level.

#### Leading TLA performance

For high-performance downlight applications, our Fortimo DLM EaseSelect family, with integrated driver technology, comes in a range of lumen packages and color temperatures. Fortimo DLM EaseSelect also eliminates temporal light artifacts (TLAs) such as visual flicker that have a negative impact on health, so using them can also enhance wellbeing.

#### Reinhard Voorspoels

Product manager  
point source modules



## Just released!

Order now at  
[www.philips.com/oemwebshop](http://www.philips.com/oemwebshop)

#### Fortimo LED SLM gen 7

See page 46



NEW

The latest generation of Fortimo SLM modules continues to focus on the combination of quality of light, energy efficacy and miniaturization in a future-proof and backwards-compatible portfolio. The key difference compared with the previous generation is the enhanced efficacy (+8%).

#### Fortimo LED SLM gen 7 premium color

See page 49



NEW

To extend the advantages of LED technology we have developed a new spectrum for retail applications. Premium color offers more saturated colors combined with strong whites. This creates even more contrast on products combined with an energizing, ambient light effect. All made possible with only limited impact on energy efficiency.

Suitable for:



Order at sample webshop  
[philips.com/oemwebshop](http://philips.com/oemwebshop)

For further information visit [philips.com/technology](http://philips.com/technology)



# Fortimo LED SLM gen 6 - premium white

Fortimo LED SLM premium white provides the best combination of quality of light and energy efficiency. With color points carefully chosen just below the black body locus in combination with the best color gamut, premium white is ideal for creating ambience, fresh whites and depth of color for retail environments. The premium white portfolio is available in all Fortimo LED SLM gen 6 CoB sizes. The Fortimo premium white portfolio has now been extended with 3500 and 4000 K. Perfect for a fresh, cool but rich color experience without sacrificing energy efficacy.



Product specification*						
Product name	Typical light output	Module efficacy**	Color temperature	Color rendering	CoB size***	Product code
	lm	lm/W	K	CRI		GPC
<b>LES size 6.5mm</b>						
Fortimo SLM C 830 PW 1202 L06 1215 G6	800	131	3000	>80	1215	929001453906
Fortimo SLM C 930 PW 1202 L06 1215 G6	800	107	3000	>90	1215	929001454006
Fortimo SLM C 935 PW 1202 L06 1215 G6	800	114	3500	>90	1215	929001454106
Fortimo SLM C 940 PW 1202 L06 1215 G6	800	117	4000	>90	1215	929001454206
<b>LES size 9mm</b>						
Fortimo SLM C 830 PW 1203 L09 1619 G6	1100	140	3000	>80	1619	929001455306
Fortimo SLM C 930 PW 1203 L09 1619 G6	1100	115	3000	>90	1619	929001455406
Fortimo SLM C 935 PW 1203 L09 1619 G6	1100	123	3500	>90	1619	929001455506
Fortimo SLM C 940 PW 1203 L09 1619 G6	1100	127	4000	>90	1619	929001455606
<b>LES size 13mm</b>						
Fortimo SLM C 830 PW 1205 L13 2024 G6	2000	145	3000	>80	2024	929001459506
Fortimo SLM C 930 PW 1205 L13 2024 G6	2000	119	3000	>90	2024	929001459606
Fortimo SLM C 935 PW 1205 L13 2024 G6	2000	127	3500	>90	2024	929001459706
Fortimo SLM C 940 PW 1205 L13 2024 G6	2000	131	4000	>90	2024	929001459806
<b>LES size 15mm</b>						
Fortimo SLM C 830 PW 1208 L15 2024 G6	3000	146	3000	>80	2024	929001446706
Fortimo SLM C 930 PW 1208 L15 2024 G6	3000	119	3000	>90	2024	929001446806
Fortimo SLM C 935 PW 1208 L15 2024 G6	3000	127	3500	>90	2024	929001446906
Fortimo SLM C 940 PW 1208 L15 2024 G6	3000	132	4000	>90	2024	929001447006
<b>LES size 19mm</b>						
Fortimo SLM C 830 PW 1211 L19 2828 G6	4500	148	3000	>80	2828	929001448106
Fortimo SLM C 930 PW 1211 L19 2828 G6	4500	122	3000	>90	2828	929001448206
Fortimo SLM C 935 PW 1211 L19 2828 G6	4500	129	3500	>90	2828	929001448306
Fortimo SLM C 940 PW 1211 L19 2828 G6	4500	133	4000	>90	2828	929001448406
<b>LES size 23mm****</b>						
Fortimo SLM C 830 PW 1216 L23 2828 G6	6000	142	3000	>80	2828	929001449506
Fortimo SLM C 930 PW 1216 L23 2828 G6	6000	116	3000	>90	2828	929001449606
Fortimo SLM C 935 PW 1216 L23 2828 G6	6000	123	3500	>90	2828	929001449706
Fortimo SLM C 940 PW 1216 L23 2828 G6	6000	127	4000	>90	2828	929001449806

\* This overview represents the global Fortimo SLM portfolio, please contact our local representative for availability in your region.  
 \*\* Module efficacy is calculated for the typical lm output with Tc= 85C. For more detailed specifications (including lifetime) please check the datasheets or the Easy Design-In Tool.  
 \*\*\* The CoB size defines the compatibility with the SLM holders. The CoB size is also given in the name of the holder.  
 \*\*\*\* LES size 23 mm is only compatible with the Fortimo SLM H PI 2828 holder. (see page 50).

## Driver compatibility matrix

Module type	Xitanium 20W 0.15-0.5A 48V	Xitanium 36W 0.3-1A 48V	Xitanium 50W 0.7-1.5A 48V	Xitanium 50W 0.9-1.4A 48V	Xitanium 16W/m 0.35A 46V SC 230V	Xitanium 23W/m 0.5A 46V SC 230V	Xitanium 28W/m 0.6A 31-46V SC 230V	Xitanium 32W/m 0.7A 46V SC 230V	Xitanium 34W/m 0.8A 42V SC 230V	Xitanium 38W/m 0.9A 42V SC 230V	Xitanium 48W/m 1.05A 46V SC 230V
1202, L06	•				•	•					
1203, L09	•				•	•					
1205, L13	•	•			•	•	•	•	•	•	•
1208, L15		•	•	•	•	•	•	•	•	•	•
1211, L19			•	•	•	•	•	•	•	•	•
1216, L23			•	•	•	•	•	•	•	•	•
Xitanium window drivers*	Xitanium single current drivers*										

\* Check the Xitanium indoor point driver portfolio or philips.com/technology for all available drivers with the operating point you need.

## Complementary partners

Jordan	Ledil	Almeco	BJB	Nata	LedLink	Darkoo	CKO	Widegerm
R	L/R	R	R	L/R	L/R	L/R	L	R

L = lenses  
R = reflectors

See pages 128-129 for more information.

## Suitable for:



Order at sample webshop  
philips.com/oemwebshop

For further information visit [philips.com/technology](http://philips.com/technology)

# Fortimo LED SLM gen 6 - crisp white

Fortimo LED SLM crisp white is a unique solution that offers an unparalleled rendering of intense white and warm, deep colors within one light source. Fortimo SLM crisp white is ideal for use in fashion lighting applications, where the white colors in the fabric and material truly stand out from the display.



Product specification*						
Product name	Typical light output	Module efficacy**	Color temperature	Color rendering	CoB size***	Product code
	lm	lm/W	K	CRI		GPC
<b>LES size 6.5mm</b>						
Fortimo SLM C 930 CW 1202 L06 1215 G6	600	92	3000	>90	1215	929001454306
<b>LES size 9mm</b>						
Fortimo SLM C 930 CW 1203 L09 1619 G6	1100	89	3000	>90	1619	929001455706
<b>LES size 13mm</b>						
Fortimo SLM C 930 CW 1205 L13 2024 G6	2000	94	3000	>90	2024	929001459906
<b>LES size 15mm</b>						
Fortimo SLM C 930 CW 1208 L15 2024 G6	3000	94	3000	>90	2024	929001447106
<b>LES size 19mm</b>						
Fortimo SLM C 930 CW 1211 L19 2828 G6	4500	94	3000	>90	2828	929001448506

\* This overview represents the global Fortimo SLM portfolio, please contact our local representative for availability in your region.  
 \*\* Module efficacy is calculated for the typical lm output with Tc= 85C. For more detailed specifications (including lifetime) please check the datasheets or the Easy Design-In Tool.  
 \*\*\* The CoB size defines the compatibility with the SLM holders. The CoB size is also given in the name of the holder. (see page 50).

## Module driver compatibility

The Fortimo LED SLM portfolio is compatible with multiple Xitanium LED drivers. Xitanium LED drivers are available as a built-in or independent driver, dimmable or with a fixed output. For a detailed overview of all available Xitanium indoor point drivers, please go to the Xitanium indoor point driver section at pages 90-91.

## Driver compatibility matrix

Module type	Xitanium 20W 0.15-0.5A 48V	Xitanium 36W 0.3-1A 48V	Xitanium 50W 0.7-1.5A 48V	Xitanium 50W 0.9-1.4A 48V	Xitanium 16W/m 0.35A 46V SC 230V	Xitanium 23W/m 0.5A 46V SC 230V	Xitanium 28W/m 0.6A 31-46V SC 230V	Xitanium 32W/m 0.7A 46V SC 230V	Xitanium 34W/m 0.8A 42V SC 230V	Xitanium 38W/m 0.9A 42V SC 230V	Xitanium 48W/m 1.05A 46V SC 230V
1202, L06	•				•	•					
1203, L09	•				•	•					
1205, L13	•	•			•	•	•	•	•	•	•
1208, L15		•	•	•	•	•	•	•	•	•	•
1211, L19			•	•	•	•	•	•	•	•	•
Xitanium window drivers*	Xitanium single current drivers*										

\* Check the Xitanium indoor point driver portfolio or philips.com/technology for all available drivers with the operating point you need.

## Complementary partners

Jordan	Ledil	Almeco	BJB	Nata	LedLink	Darkoo	CKO	Widegerm
R	L/R	R	R	L/R	L/R	L/R	L	R

L = lenses  
R = reflectors

See pages 128-129 for more information.

## Suitable for:



Order at sample webshop  
philips.com/oemwebshop

For further information visit [philips.com/technology](http://philips.com/technology)



Create the ideal LED configuration in a minute. Saves time and upgrades your solutions. [Check philips.com/technology](http://philips.com/technology)

# Fortimo LED SLM gen 6 - food warm white and food premium red

Fortimo LED SLM food warm white and Fortimo LED SLM food premium red are dedicated propositions, geared towards fresh food applications. The Fortimo SLM food warm white offers a specific spectrum that enhances the appearance of fresh food such as bread, fruit and vegetables, whereas the Fortimo LED SLM food premium red specifically enhances the appearance of fresh meat. Both products are also available with LES size 15 mm.



## Product specification\*

Product name	Typical light output lm	Module efficacy** lm/W	Color temperature K	Color rendering CRI	CoB size***	Product code GPC
<b>LES size 15mm</b>						
Fortimo SLM C 925 FWW 1208 L15 2024 G6	2000	87	dedicated for fresh food	>90	1208	929001452680
Fortimo SLM C 930 FPR 1208 L15 2024 G6	2000	91	dedicated for meat	>90	1208	929001452980
<b>LES size 19mm</b>						
Fortimo SLM C 930 FWW 1211 L19 2828 G6	3500	87	dedicated for fresh food	>90	1211	929001452280
Fortimo SLM C 930 FPR 1211 L19 2828 G6	3500	92	dedicated for meat	>90	1211	929001452580

\* This overview represents the global Fortimo SLM portfolio, please contact our local representative for availability in your region.  
 \*\* Module efficacy is calculated for the typical lm output with Tc= 85C. For more detailed specifications (including lifetime) please check the datasheets or the Easy Design-In Tool.  
 \*\*\* The CoB size defines the compatibility with the SLM holders. The CoB size is also given in the name of the holder. (see page 50).

## Module driver compatibility

The Fortimo LED SLM portfolio is compatible with multiple Xitanium LED drivers. Xitanium LED drivers are available as a built-in or independent driver, dimmable or with a fixed output. For a detailed overview of all available Xitanium indoor point drivers, please go to the Xitanium indoor point driver section at pages 90-91.

## Driver compatibility matrix

Module type	Xitanium 20W 0.15-0.5A 48V	Xitanium 36W 0.3-1A 48V	Xitanium 50W 0.7-1.5A 48V	Xitanium 50W 0.9-1.4A 48V	Xitanium 16W/m 0.35A 46V SC 230V	Xitanium 23W/m 0.5A 46V SC 230V	Xitanium 28W/m 0.6A 31-46V SC 230V	Xitanium 32W/m 0.7A 46V SC 230V	Xitanium 34W/m 0.8A 42V SC 230V	Xitanium 38W/m 0.9A 42V SC 230V	Xitanium 48W/m 1.05A 46V SC 230V
1208, L15	•	•	•	•	•	•	•	•	•	•	•
1211, L19		•	•	•	•	•	•	•	•	•	•
Xitanium window drivers*					Xitanium single current drivers*						

\* Check the Xitanium indoor point driver portfolio or philips.com/technology for all available drivers with the operating point you need.

## Complementary partners

Jordan	Ledil	Almecco	BJB	Nata	LedLink	Darkoo	CKO	Widgerm
R	L/R	R	R	L/R	L/R	L/R	L	R

L = lenses  
R = reflectors  
See pages 128-129 for more information.




Create the ideal LED configuration in a minute. Saves time and upgrades your solutions. [Check philips.com/technology](https://philips.com/technology)

Suitable for:



Retail



Order at sample webshop  
philips.com/oemwebshop

For further information visit [philips.com/technology](https://philips.com/technology)

# Fortimo LED SLM gen 7 - high density

The latest generation of Fortimo LED SLM enables higher light output out of small COB sizes. The Fortimo SLM high density (HD) portfolio is perfect for narrow beam high punch applications, but can also be used for miniaturized downlights when used with optimized lens optics. With Fortimo SLM HD it is possible to get up to 3000 lm out of a less size of only 9 mm.



## Product specification\*

Product name	Typical light output lm	Module efficacy** lm/W	Color temperature K	Color rendering CRI	CoB size***	Product code GPC
<b>Fortimo SLM Gen7 HD</b>						
<b>LES size 6.5mm</b>						
Fortimo SLM C 827 1202 L06 1215 G7	1100	111	2700	>80	1215	929001581806
Fortimo SLM C 830 1202 L06 1215 G7	1100	120	3000	>80	1215	929001581906
Fortimo SLM C 835 1202 L06 1215 G7	1100	128	3500	>80	1215	929001582006
Fortimo SLM C 840 1202 L06 1215 G7	1100	133	4000	>80	1215	929001582106
Fortimo SLM C 927 1202 L06 1215 G7	1100	87	2700	>90	1215	929001582406
Fortimo SLM C 930 1202 L06 1215 G7	1100	96	3000	>90	1215	929001582506
<b>Fortimo SLM Gen7 HD premium white</b>						
Fortimo SLM C 830 PW 1202 L06 1215 G7	1100	120	3000	>90	1215	929001582606
Fortimo SLM C 930 PW 1202 L06 1215 G7	1100	96	3000	>90	1215	929001582706
Fortimo SLM C 935 PW 1202 L06 1215 G7	1100	106	3500	>90	1215	929001582806
Fortimo SLM C 940 PW 1202 L06 1215 G7	1100	110	4000	>90	1215	929001582906
<b>Fortimo SLM Gen7 HD premium color</b>						
Fortimo SLM C 930 PC 1202 L06 1215 G7	1100	93	3000	>90	1215	929001462706
<b>LES size 9mm</b>						
Fortimo SLM C 730 1204 L09 1619 G7	2000	135	3000	>70	1619	929001585306
Fortimo SLM C 740 1204 L09 1619 G7	2000	144	4000	>70	1619	929001585406
Fortimo SLM C 827 1204 L09 1619 G7	2000	116	2700	>80	1619	929001585806
Fortimo SLM C 830 1204 L09 1619 G7	2000	124	3000	>80	1619	929001585906
Fortimo SLM C 835 1204 L09 1619 G7	2000	128	3500	>80	1619	929001586006
Fortimo SLM C 840 1204 L09 1619 G7	2000	131	4000	>80	1619	929001586106
Fortimo SLM C 850 1204 L09 1619 G7	2000	131	5000	>80	1619	929001586206
Fortimo SLM C 857 1204 L09 1619 G7	2000	130	5700	>80	1619	929001586306
Fortimo SLM C 927 1204 L09 1619 G7	2000	91	2700	>90	1619	929001586406
Fortimo SLM C 930 1204 L09 1619 G7	2000	94	3000	>90	1619	929001586506
<b>Fortimo SLM gen 7 HD - premium white</b>						
Fortimo SLM C 830 PW 1204 L09 1619 G7	2000	124	3000	>90	1619	929001586606
Fortimo SLM C 930 PW 1204 L09 1619 G7	2000	97	3000	>90	1619	929001586706
Fortimo SLM C 935 PW 1204 L09 1619 G7	2000	105	3500	>90	1619	929001586806
Fortimo SLM C 940 PW 1204 L09 1619 G7	2000	109	4000	>90	1619	929001586906
<b>Fortimo SLM Gen7 HD premium color</b>						
Fortimo SLM C 930 PC 1204 L09 1619 G7	2000	96	3000	>90	1619	929001463306

\* This overview represents the global Fortimo SLM portfolio, please contact our local representative for availability in your region.  
 \*\* Module efficacy is calculated for the typical lm output with Tc= 85C. For more detailed specifications (including lifetime) please check the datasheets or the Easy Design-In Tool.  
 \*\*\* The CoB size defines the compatibility with the SLM holders. The CoB size is also given in the name of the holder.  
 \*\*\*\* LES size 23 mm is only compatible with the Fortimo SLM H PI 2828 holder. (see page 50)

## Driver compatibility matrix

Module type	Xitanium 20W 0.15-0.5A 48V	Xitanium 36W 0.3-1A 48V	Xitanium 50W 0.7-1.5A 48V	Xitanium 50W 0.9-1.4A 48V	Xitanium 16W/m 0.35A 46V SC 230V	Xitanium 23W/m 0.5A 46V SC 230V	Xitanium 28W/m 0.6A 31-46V SC 230V	Xitanium 32W/m 0.7A 46V SC 230V	Xitanium 34W/m 0.8A 42V SC 230V	Xitanium 38W/m 0.9A 42V SC 230V	Xitanium 48W/m 1.05A 46V SC 230V
1202, L06	•				•	•					
1204, L09	•	•	•	•	•	•	•	•	•	•	••
Xitanium window drivers*					Xitanium single current drivers*						

\* Check the Xitanium indoor point driver portfolio or philips.com/technology for all available drivers with the operating point you need.  
 \*\* The warranty window of Fortimo SLM gen 7 HD is valid up to 900mA.

## Complementary partners

Jordan	Ledil	Almecco	BJB	Nata	LedLink	Darkoo	CKO	Widgerm
R	L/R	R	R	L/R	L/R	L/R	L	R

L = lenses  
R = reflectors  
See pages 128-129 for more information.

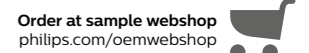


Create the ideal LED configuration in a minute. Saves time and upgrades your solutions. [Check philips.com/technology](https://philips.com/technology)

Suitable for:



Retail Office Industry Hospitality



Order at sample webshop  
philips.com/oemwebshop

For further information visit [philips.com/technology](https://philips.com/technology)

# Fortimo LED SLM gen 7

Fortimo LED SLM gen 7 continues to focus on the combination of quality of light and performance. Fortimo SLM gen 7 offers 8% higher efficacy compared to gen 6 in the same form factor. Fortimo LED SLM gen 7 is backwards compatible with existing Fortimo SLM luminaires. To find your perfect system combination, please explore our online Easy Design-In Tool (for more information see pages 14-15).



## Product specification\*

Product name	Typical light output	Module efficacy**	Color temperature	Color rendering	CoB size***	Product code
	lm	lm/W	K	CRI		GPC
<b>LES size 9mm</b>						
Fortimo SLM C 827 1203 L09 1619 G7	1100	154	2700	>80	1619	929001583806
Fortimo SLM C 830 1203 L09 1619 G7	1100	158	3000	>80	1619	929001583906
Fortimo SLM C 835 1203 L09 1619 G7	1100	162	3500	>80	1619	929001584006
Fortimo SLM C 840 1203 L09 1619 G7	1100	168	4000	>80	1619	929001584106
Fortimo SLM C 850 1203 L09 1619 G7	1100	168	5000	>80	1619	929001584206
Fortimo SLM C 927 1203 L09 1619 G7	1100	124	2700	>90	1619	929001584406
Fortimo SLM C 930 1203 L09 1619 G7	1100	128	3000	>90	1619	929001584506
<b>LES size 13mm</b>						
Fortimo SLM C 827 1205 L13 2024 G7	2000	157	2700	>80	2024	929001587806
Fortimo SLM C 830 1205 L13 2024 G7	2000	164	3000	>80	2024	929001587906
Fortimo SLM C 835 1205 L13 2024 G7	2000	168	3500	>80	2024	929001588006
Fortimo SLM C 840 1205 L13 2024 G7	2000	172	4000	>80	2024	929001588106
Fortimo SLM C 850 1205 L13 2024 G7	2000	172	5000	>80	2024	929001588206
Fortimo SLM C 927 1205 L13 2024 G7	2000	125	2700	>90	2024	929001588406
Fortimo SLM C 930 1205 L13 2024 G7	2000	131	3000	>90	2024	929001588506
<b>LES size 15mm</b>						
Fortimo SLM C 827 1208 L15 2024 G7	3000	158	2700	>80	2024	929001589806
Fortimo SLM C 830 1208 L15 2024 G7	3000	165	3000	>80	2024	929001589906
Fortimo SLM C 835 1208 L15 2024 G7	3000	169	3500	>80	2024	929001590006
Fortimo SLM C 840 1208 L15 2024 G7	3000	173	4000	>80	2024	929001590106
Fortimo SLM C 850 1208 L15 2024 G7	3000	173	5000	>80	2024	929001590206
Fortimo SLM C 857 1208 L15 2024 G7	3000	172	5700	>80	2024	929001590306
Fortimo SLM C 927 1208 L15 2024 G7	3000	125	2700	>90	2024	929001590406
Fortimo SLM C 930 1208 L15 2024 G7	3000	131	3000	>90	2024	929001590506
<b>LES size 19mm</b>						
Fortimo SLM C 827 1211 L19 2828 G7	4500	158	2700	>80	2828	929001591806
Fortimo SLM C 830 1211 L19 2828 G7	4500	164	3000	>80	2828	929001591906
Fortimo SLM C 835 1211 L19 2828 G7	4500	168	3500	>80	2828	929001592006
Fortimo SLM C 840 1211 L19 2828 G7	4500	175	4000	>80	2828	929001592106
Fortimo SLM C 850 1211 L19 2828 G7	4500	175	5000	>80	2828	929001592206
Fortimo SLM C 857 1211 L19 2828 G7	4500	174	5700	>80	2828	929001592306
Fortimo SLM C 927 1211 L19 2828 G7	4500	126	2700	>90	2828	929001592406
Fortimo SLM C 930 1211 L19 2828 G7	4500	133	3000	>90	2828	929001592506
<b>LES size 23mm****</b>						
Fortimo SLM C 827 1216 L23 2828 G7	6000	157	2700	>80	2828	929001593806
Fortimo SLM C 830 1216 L23 2828 G7	6000	161	3000	>80	2828	929001593906
Fortimo SLM C 835 1216 L23 2828 G7	6000	165	3500	>80	2828	929001594006
Fortimo SLM C 840 1216 L23 2828 G7	6000	172	4000	>80	2828	929001594106
Fortimo SLM C 850 1216 L23 2828 G7	6000	173	5000	>80	2828	929001594206
Fortimo SLM C 857 1216 L23 2828 G7	6000	172	5700	>80	2828	929001594306
Fortimo SLM C 927 1216 L23 2828 G7	6000	125	2700	>90	2828	929001594406
Fortimo SLM C 930 1216 L23 2828 G7	6000	131	3000	>90	2828	929001594506

\* This overview represents the global Fortimo SLM portfolio, please contact our local representative for availability in your region.  
 \*\* Module efficacy is calculated for the typical lm output with Tc= 85C. For more detailed specifications (including lifetime) please check the datasheets or the Easy Design-In Tool.  
 \*\*\* The CoB size defines the compatibility with the SLM holders. The CoB size is also given in the name of the holder.  
 \*\*\*\* LES size 23 mm is only compatible with the Fortimo H PI 2828 holder. (see page 50)

## Module driver compatibility

The Fortimo LED SLM portfolio is compatible with multiple Xitanium LED drivers. Xitanium LED drivers are available as a built-in or independent driver, dimmable or with a fixed output. For a detailed overview of all available Xitanium indoor point drivers, please go to the Xitanium indoor point driver section on page 90-91.

## Driver compatibility matrix

Module type	Xitanium 36W 0.3-1A 48V	Xitanium 36W 0.3-1A 48V	Xitanium 50W 0.7-1.5A 48V	Xitanium 50W 0.9-1.4A 48V	Xitanium 16W/m 0.35A 46V SC 230V	Xitanium 23W/m 0.5A 46V SC 230V	Xitanium 28W/m 0.6A 31-46V SC 230V	Xitanium 32W/m 0.7A 46V SC 230V	Xitanium 34W/m 0.8A 42V SC 230V	Xitanium 38W/m 0.9A 42V SC 230V	Xitanium 48W/m 1.05A 46V SC 230V
1203, L09	•				•	•					
1205, L13	•	•			•	•	•	•	•	•	•
1208, L15		•	•	•	•	•	•	•	•	•	•
1211, L19			•	•	•	•	•	•	•	•	•
1216, L23			•	•	•	•	•	•	•	•	•
Xitanium window drivers*	Xitanium single current drivers*										

\* Check the Xitanium indoor point driver portfolio or [philips.com/technology](https://philips.com/technology) for all available drivers with the operating point you need.

## Complementary partners

Jordan	Ledil	Almeco	BJB	Nata	LedLink	Darkoo	CKO	Widegerm
R	L/R	R	R	L/R	L/R	L/R	L	R

L = lenses  
R = reflectors

See pages 128-129 for more information.

## Suitable for:



Order at sample webshop  
[philips.com/oemwebshop](https://philips.com/oemwebshop)

For further information visit [philips.com/technology](https://philips.com/technology)



# Fortimo LED SLM gen 7 - premium white

Fortimo LED SLM premium white provides the best combination of quality of light and energy efficiency. With color points carefully chosen just below the black body locus, combined with the best color gamut, premium white is ideal for creating ambience, fresh whites and depth of color for retail environments. The premium white portfolio is available in all Fortimo LED SLM gen 7 CoB sizes. The Fortimo premium white portfolio has now been extended with 3500 K and 4000 K. Perfect for a fresh, cool but rich color experience without sacrificing energy efficacy.



## Product specification\*

Product name	Typical light output	Module efficacy**	Color temperature	Color rendering	CoB size***	Product code
	lm	lm/W	K	CRI		GPC
<b>LES size 9mm</b>						
Fortimo SLM C 830 PW 1203 L09 1619 G7	1100	156	3000	>80	1619	929001584606
Fortimo SLM C 930 PW 1203 L09 1619 G7	1100	128	3000	>90	1619	929001584706
Fortimo SLM C 935 PW 1203 L09 1619 G7	1100	137	3500	>90	1619	929001584806
Fortimo SLM C 940 PW 1203 L09 1619 G7	1100	142	4000	>90	1619	929001584906
<b>LES size 13mm</b>						
Fortimo SLM C 830 PW 1205 L13 2024 G7	2000	159	3000	>80	2024	929001588606
Fortimo SLM C 930 PW 1205 L13 2024 G7	2000	131	3000	>90	2024	929001588706
Fortimo SLM C 935 PW 1205 L13 2024 G7	2000	139	3500	>90	2024	929001588806
Fortimo SLM C 940 PW 1205 L13 2024 G7	2000	143	4000	>90	2024	929001588906
<b>LES size 15mm</b>						
Fortimo SLM C 830 PW 1208 L15 2024 G7	3000	160	3000	>80	2024	929001590606
Fortimo SLM C 930 PW 1208 L15 2024 G7	3000	131	3000	>90	2024	929001590706
Fortimo SLM C 935 PW 1208 L15 2024 G7	3000	140	3500	>90	2024	929001590806
Fortimo SLM C 940 PW 1208 L15 2024 G7	3000	144	4000	>90	2024	929001590906
<b>LES size 19mm</b>						
Fortimo SLM C 830 PW 1211 L19 2828 G7	4500	161	3000	>80	2828	929001592606
Fortimo SLM C 930 PW 1211 L19 2828 G7	4500	133	3000	>90	2828	929001592706
Fortimo SLM C 935 PW 1211 L19 2828 G7	4500	141	3500	>90	2828	929001592806
Fortimo SLM C 940 PW 1211 L19 2828 G7	4500	146	4000	>90	2828	929001592906
<b>LES size 23mm****</b>						
Fortimo SLM C 830 PW 1216 L23 2828 G7	6000	159	3000	>80	2828	929001594606
Fortimo SLM C 930 PW 1216 L23 2828 G7	6000	131	3000	>90	2828	929001594706
Fortimo SLM C 935 PW 1216 L23 2828 G7	6000	139	3500	>90	2828	929001594806
Fortimo SLM C 940 PW 1216 L23 2828 G7	6000	144	4000	>90	2828	929001594906

\* This overview represents the global Fortimo SLM portfolio, please contact our local representative for availability in your region.  
 \*\* Module efficacy is calculated for the typical lm output with Tc= 85C. For more detailed specifications (including lifetime) please check the datasheets or the Easy Design-In Tool.  
 \*\*\* The CoB size defines the compatibility with the SLM holders. The CoB size is also given in the name of the holder.  
 \*\*\*\* LES size 23 mm is only compatible with the Fortimo H PI 2828 holder. (see page 50)

## Driver compatibility matrix

Module type	Xitanium 20W 0.15-0.5A 48V	Xitanium 36W 0.3-1A 48V	Xitanium 50W 0.7-1.5A 48V	Xitanium 50W 0.9-1.4A 48V	Xitanium 16W/m 0.35A 46V SC 230V	Xitanium 23W/m 0.5A 46V SC 230V	Xitanium 28W/m 0.6A 31-46V SC 230V	Xitanium 32W/m 0.7A 46V SC 230V	Xitanium 34W/m 0.8A 42V SC 230V	Xitanium 38W/m 0.9A 42V SC 230V	Xitanium 48W/m 1.05A 46V SC 230V
1203, L09	•				•	•					
1205, L13	•	•			•	•	•	•	•	•	•
1208, L15		•	•	•	•	•	•	•	•	•	•
1211, L19			•	•	•	•	•	•	•	•	•
1216, L23			•	•	•	•	•	•	•	•	•
Xitanium window drivers*	Xitanium single current drivers*										

\* Check the Xitanium indoor point driver portfolio or philips.com/technology for all available drivers with the operating point you need.

## Complementary partners

Jordan	Ledil	Almeco	BJB	Nata	LedLink	Darkoo	CKO	Widgerm
R	L/R	R	R	L/R	L/R	L/R	L	R

L = lenses  
R = reflectors  
See pages 128-129 for more information.



Create the ideal LED configuration in a minute. Saves time and upgrades your solutions. [Check philips.com/technology](https://philips.com/technology)

## Suitable for:



Order at sample webshop [philips.com/oemwebshop](https://philips.com/oemwebshop)

For further information visit [philips.com/technology](https://philips.com/technology)

# Fortimo LED SLM gen 7 - premium color

Premium color is the latest innovation in quality of light. This spectrum has been developed with the strengths of LED technology in mind. It answers the question “How can we make the best LED spectrum possible?” Premium color combines bright whites, perfect blacks and saturated colors without forgetting the importance of energy efficiency. It has been created to enhance the shopping experience. It adds energy to a room and boosts the perceived value of products on display.

Premium color is available in all Fortimo LED SLM form factors, including HD. This means it can be used immediately in existing Fortimo SLM applications.



## Product specification\*

Product name	Typical light output	Module efficacy**	Color temperature	Color rendering	CoB size***	Product code
	lm	lm/W	K	CRI		GPC
<b>LES size 9mm</b>						
Fortimo SLM C 930 PC 1203 L09 1619 G7	1100	117	3000	>90	1619	929001647706
<b>LES size 13mm</b>						
Fortimo SLM C 930 PC 1205 L13 2024 G7	2000	119	3000	>90	2024	929001647806
<b>LES size 15mm</b>						
Fortimo SLM C 930 PC 1208 L15 2024 G7	3000	121	3000	>90	2024	929001647906
<b>LES size 19mm</b>						
Fortimo SLM C 930 PC 1211 L19 2828 G7	4500	120	3000	>90	2828	929001648006
<b>LES size 23mm****</b>						
Fortimo SLM C 930 PC 1216 L23 2828 G7	6000	119	3000	>90	2828	929001648106

\* This overview represents the global Fortimo SLM portfolio, please contact our local representative for availability in your region.  
 \*\* Module efficacy is calculated for the typical lm output with Tc= 85C. For more detailed specifications (including lifetime) please check the datasheets or the Easy Design-In Tool.  
 \*\*\* The CoB size defines the compatibility with the SLM holders. The CoB size is also given in the name of the holder.  
 \*\*\*\* LES size 23 mm is only compatible with the Fortimo H PI 2828 holder. (see page 50)

## Driver compatibility matrix

Module type	Xitanium 20W 0.15-0.5A 48V	Xitanium 36W 0.3-1A 48V	Xitanium 50W 0.7-1.5A 48V	Xitanium 50W 0.9-1.4A 48V	Xitanium 16W/m 0.35A 46V SC 230V	Xitanium 23W/m 0.5A 46V SC 230V	Xitanium 28W/m 0.6A 31-46V SC 230V	Xitanium 32W/m 0.7A 46V SC 230V	Xitanium 34W/m 0.8A 42V SC 230V	Xitanium 38W/m 0.9A 42V SC 230V	Xitanium 48W/m 1.05A 46V SC 230V
1203, L09	•				•	•					
1205, L13	•	•			•	•	•	•	•	•	•
1208, L15		•	•	•	•	•	•	•	•	•	•
1211, L19			•	•	•	•	•	•	•	•	•
1216, L23			•	•	•	•	•	•	•	•	•
Xitanium window drivers*	Xitanium single current drivers*										

\* Check the Xitanium indoor point driver portfolio or philips.com/technology for all available drivers with the operating point you need.

## Complementary partners

Jordan	Ledil	Almeco	BJB	Nata	LedLink	Darkoo	CKO	Widgerm
R	L/R	R	R	L/R	L/R	L/R	L	R

L = lenses  
R = reflectors  
See pages 128-129 for more information.

## Suitable for:



Order at sample webshop [philips.com/oemwebshop](https://philips.com/oemwebshop)

For further information visit [philips.com/technology](https://philips.com/technology)

# Fortimo LED SLM - holder

Fortimo LED SLM CoBs and holders can be ordered separately. This results in even more flexibility and an even more extensive product portfolio. Optimized holders are available for spot and downlight applications. For pre-cabled luminaire designs, holders with poke-in connectors can be ordered. For the SLM types with LES 6.5 mm a 35 mm poke-in holder is available. CoB compatibility is defined by the CoB size.



### Product specification\*

Product name	Compatible CoB size	Wire length mm	Wire type mm <sup>2</sup>	Product code GPC
<b>Standard holder</b>				
Fortimo SLM H 1619 G1	1619	600	0.5	929000993580
Fortimo SLM H 2024 G1	2024	600	0.5	929000980703
Fortimo SLM H 2828 G1	2828	600	0.5	929000981003
<b>Downlight holder</b>				
Fortimo SLM H DL 1619 G1	1619	600	0.5	929000993680
Fortimo SLM H DL 2024 G1	2024	600	0.5	929000980803
Fortimo SLM H DL 2828 G1	2828	600	0.5	929000981103
<b>Zhaga Poke-in holder</b>				
Fortimo SLM H ZP 1619 G1	1619	n.a.	0.3-0.75	929001451980
Fortimo SLM H ZP 2024 G1	2024	n.a.	0.3-0.75	929001452080
Fortimo SLM H ZP 2828 G1	2828	n.a.	0.3-0.75	929001452180
<b>Poke-in holder</b>				
Fortimo SLM H PI 1619 G1	1619	n.a.	0.3-0.75	929000993780
Fortimo SLM H PI 2024 G1	2024	n.a.	0.3-0.75	929000980903
Fortimo SLM H PI 2828 G1*	2828	n.a.	0.3-0.75	929000981203
<b>35 mm Poke-in holder</b>				
Fortimo SLM H PI 1215 35 G1	1215	n.a.	0.3-0.75	929001538106

\* Only Fortimo SLM H PI 2828 G1 is compatible with CoBs with LES size 23 mm (1216).

Suitable for:



Order at sample webshop  
philips.com/oemwebshop

For further information visit [philips.com/technology](http://philips.com/technology)

# Fortimo LED DLM flex gen 2

Be the trendsetter in high-performance LED downlighting with the Fortimo DLM range. Our next-generation Fortimo LED DLM flex family is backwards compatible with the previous generation. Fortimo LED DLM flex gen 2 enables further optimization of existing as well as new flexible downlight luminaire designs.



### Product specification - LED board

Product name	Light output lm	Module efficacy* lm/W	Correlated color temperature K	Color rendering index CRI	Product code GPC
Fortimo LED DLM flex 1100/830 G2	1100	142	3000	>80	929001503880
Fortimo LED DLM flex 1100/840 G2	1100	155	4000	>80	929001503980
Fortimo LED DLM flex 2000/830 G2	2000	140	3000	>80	929001504180
Fortimo LED DLM flex 2000/840 G2	2000	153	4000	>80	929001504280
Fortimo LED DLM flex 3000/830 G2	3000	142	3000	>80	929001504480
Fortimo LED DLM flex 3000/840 G2	3000	156	4000	>80	929001504580
Fortimo LED DLM flex 5000/830 G2	5000	136	3000	>80	929001504780
Fortimo LED DLM flex 5000/840 G2	5000	150	4000	>80	929001504880

### Product name

Product name	Product code GPC
Fortimo LED DLM flex cover	929000908506
Fortimo LED DLM flex high cover	929000927806
Fortimo LED DLM flex cable 600mm	929000910706

NOTE: DLM will be used with below accessory, in APR we recommend to use with low housing  
- Fortimo LED DLM flex cover (low housing)  
- Fortimo LED DLM flex high cover (high housing)

### Module driver compatibility

The Fortimo LED DLM portfolio is compatible with multiple Xitanium LED drivers. Xitanium LED drivers are available as a built-in or independent driver, dimmable or with a fixed output. For a detailed overview of all available Xitanium indoor point drivers, please go to the Xitanium indoor point driver section at pages 90-91.

### Driver compatibility matrix

Module type	Xitanium 20W 0.15- 0.5A 48V	Xitanium 36W 0.3-1A 48V	Xitanium 50W 0.3-1A 62V	Xitanium 50W 0.7- 1.5A 48V	Xitanium 50W 0.9- 1.4A 48V	Xitanium 16W/m 0.35A 46V SC 230V	Xitanium 23W/m 0.5A 46V SC 230V	Xitanium 28W/m 0.6A 31-46V SC 230V	Xitanium 32W/m 0.7A 46V SC 230V	Xitanium 34W/m 0.8A 42V SC 230V	Xitanium 38W/m 0.9A 42V SC 230V	Xitanium 48W/m 1.05A 46V SC 230V
Fortimo LED DLM flex 1100lm	•					•						
Fortimo LED DLM flex 2000lm	•	•	•				•			•	•	
Fortimo LED DLM flex 3000lm		•	•	•				•		•	•	•
Fortimo LED DLM flex 5000lm				•	•			•		•	•	•
Xitanium window drivers*	Xitanium single current drivers*											

\* Check the Xitanium indoor point driver portfolio or [philips.com/technology](http://philips.com/technology) for all available drivers with the operating point you need.

### Complementary partners


Jordan	Almeco	Nata	Widegerm
R(*)	R	R	R

L = lenses  
R = reflectors  
(\*) made to order but not on stock  
See pages 128-129 for more information.



Create the ideal LED configuration in a minute. Saves time and upgrades your solutions. [Check philips.com/technology](http://philips.com/technology)

Suitable for:



Order at sample webshop  
philips.com/oemwebshop

For further information visit [philips.com/technology](http://philips.com/technology)

# Fortimo LED DLM EaseSelect

Fortimo DLM EaseSelect is a high-performance driver on board (DoB) solution, delivering an excellent quality of light with low flicker. Having an integrated driver and the same mechanical footprint as existing DLM solutions (DLM flex) enables easy and hassle free design-in. The Fortimo brand promise brings with it the reassurance of quality, reliability and performance.



### Product specification

Product name	Light output	Power @230V AC 50 Hz	System efficacy	Correlated color temperature	Color rendering index	Product code
	lm	W	lm/W	K	CRI	GPC
Fortimo DLM ES 1100/830 G2	1080	9,5	115	3000	>80	929001435506
Fortimo DLM ES 1100/840 G2	1150	9,5	120	4000	>80	929001435606
Fortimo DLM ES 2000/830 G2	1950	17,5	111	3000	>80	929001435706
Fortimo DLM ES 2000/840 G2	2050	17,5	118	4000	>80	929001435806
Fortimo DLM ES 3000/830 G2	2950	27,0	109	3000	>80	929001435906
Fortimo DLM ES 3000/840 G2	3150	27,0	117	4000	>80	929001436006

NOTE: DLM will be used with below accessory, in APR we recommend to use with low housing  
 - Fortimo LED DLM flex cover (low housing)  
 - Fortimo LED DLM flex high cover (high housing)

### Complementary partners

Jordan	Almeco	Nata	Widegerm
R(*)	R	R	R

L = lenses  
 R = reflectors  
 (\*) made to order but not on stock  
 See pages 128-129 for more information.

Suitable for:



Order at sample webshop  
[philips.com/oemwebshop](http://philips.com/oemwebshop)

For further information visit [philips.com/technology](http://philips.com/technology)

# CertaFlux LED DLM EaseSelect

Certaflux DLM EaseSelect offers improved temporal light artifacts (TLA) performance and increased efficacy. Compatible with DC operation, the gen 2 version can be used in emergency lighting installations without relying on the mains current.



### Product specification

Product name	Light output	Power @230V AC 50 Hz	System efficacy	Correlated color temperature	Color rendering index	Product code
	lm	W	lm/W	K	CRI	GPC
Certaflux DLM ES 1100/830 G1	1080	11	100	3000	>80	929000997880
Certaflux DLM ES 1100/840 G1	1100	11	102	4000	>80	929000997980
Certaflux DLM ES 2000/830 G1	1930	21	92	3000	>80	929000998180
Certaflux DLM ES 2000/840 G1	2000	21	95	4000	>80	929000998280
Certaflux DLM ES 3000/830 G1	2850	31	92	3000	>80	929000998480
Certaflux DLM ES 3000/840 G1	3000	31	97	4000	>80	929000998580

### Complementary partners

Jordan	Almeco	Nata	Widegerm
R(*)	R	R	R

L = lenses  
 R = reflectors  
 (\*) made to order but not on stock  
 See pages 128-129 for more information.

Suitable for:



Order at sample webshop  
[philips.com/oemwebshop](http://philips.com/oemwebshop)

For further information visit [philips.com/technology](http://philips.com/technology)

**safer**  
by design

**Linear modules**

Working  
in the light  
**of common  
sense**

# “Because people work better in well-lit spaces.”

Linear lighting is focused on optimal performance for the best total cost of ownership. Energy efficiency, reliable lifetime at an affordable cost are key value drivers of our linear modules, and we are further expanding the boundaries of what LED can do in offices, industrial applications, schools and retail.

## Setting the standard

The Fortimo range, designed with Xitanium drivers, continues to bring the best performance, tested and proven in realistic and extreme circumstances. The Fortimo LED strip has been gaining preference as the key performance product for both functional and decorative luminaires. Our CertaFlux range offers the most cost-efficient solution for indoor LED lighting in general applications.

## Safer by design

We continually improve the performance of our Fortimo range. We integrated fuses in our modules to prevent overheating near end of life. We only offer solutions with very low sensitivity for electrostatic discharge, which contributes to a product with a proven lifespan.

## David Vanbeselaere

Product manager  
linear modules

safer  
by design




## Just released!

Order now at  
[www.philips.com/oemwebshop](http://www.philips.com/oemwebshop)

### High Efficiency LED strip

See page 58



The High Efficiency LED strip range offers the highest efficiency available in the market today. This is tested and validated in real application conditions and offers efficiencies up to 200 lm/W. While our Fortimo LED strip product family has always been positioned to provide the best overall performance, this premium High Efficiency range has been added for projects that want to make a strong statement about saving energy.

### Fortimo LED strip 4/5 foot 1120mm and 1400mm

See page 58-59



The new LED strips offer lengths that are an exact match with the existing 1 and 2 foot strips, making it easy to switch between these form factors. We are keeping the longer-length 1150mm and 1450mm boards in the portfolio, to allow 4 and 5 foot TL luminaires to be retrofitted without dark spots at the ends.

### CertaFlux LED panel

See page 65



The CertaFlux LED panel is intended as an easy portfolio addition so you can offer a panel to complement your other performance-grade luminaires. Our CertaFlux LED panel is a good quality product with specs that provide a cost-competitive proposition.

### Fortimo LED strip with colors 927 and 965

See page 58



Due to popular demand, we have added new colors, 927 and 965, to our Fortimo LED strip product family, both in the standard 1 foot version.

## Coming soon!

LED innovations in the  
pre-launch phase

### Fortimo LED strip premium white

The Fortimo LED strip with premium white spectrum provides the best combination of efficiency and quality of light. The color point is carefully chosen to create ambience, fresh whites and depth of color primarily for retail environments, and allows for a perfect 'one shop' experience in combination with our other premium white products.

Suitable for:



Retail Office Industry

Order at sample webshop  
[philips.com/oemwebshop](http://philips.com/oemwebshop)

For further information visit [philips.com/technology](http://philips.com/technology)



# Fortimo LED line

Fortimo LED line systems are designed to produce pure white light for general lighting applications with high efficiency levels. The Fortimo LED line portfolio consists of two main ranges of products. The Fortimo LED line 1R system, with one row of LEDs on the module, is ideal for applications requiring beam shaping and where light is intended to fall on a vertical surface, such as racking or shelves. The Fortimo LED line 3R systems, with three rows of LEDs, have been designed to produce high-efficiency white light for general lighting applications where diffuse lighting on the horizontal plane is key.



## Product information (HV)

Type	Commercial name	Light output lm	Module efficacy lm/W @ Tc Nom	Color rendering CRI	Color consistency SDCM	Lifetime hrs	Case temp. lifetime °C	Product code GPC
<b>Low-flux (650 lm per 1 ft / 280 mm)</b>								
3R	Fortimo LED line 1ft 650lm 830 3R HV4	604	164	>80	3	>50,000	75	929001543706
	Fortimo LED line 1ft 650lm 840 3R HV4	650	177	>80	3	>50,000	75	929001543806
	Fortimo LED line 1ft 650lm 850 3R HV4	650	177	>80	3	>50,000	75	929001543906
<b>Mid-flux (1100 lm per 1 ft / 280 mm)</b>								
1R	Fortimo LED line 1ft 1100lm 830 1R HV4	1045	164	>80	3	>50,000	80	929001542306
	Fortimo LED line 1ft 1100lm 840 1R HV4	1100	173	>80	3	>50,000	80	929001542406
	Fortimo LED line 1ft 1100lm 850 1R HV4	1111	174	>80	3	>50,000	80	929001542506
	Fortimo LED line 2ft 2200lm 830 1R HV4	2090	164	>80	3	>50,000	80	929001542606
	Fortimo LED line 2ft 2200lm 840 1R HV4	2200	173	>80	3	>50,000	80	929001542706
	Fortimo LED line 2ft 2200lm 850 1R HV4	2222	174	>80	3	>50,000	80	929001542806
3R	Fortimo LED line 1ft 1100lm 830 3R HV4F	1045	174	>80	3	>50,000	80	929001544306
	Fortimo LED line 1ft 1100lm 840 3R HV4F	1100	183	>80	3	>50,000	80	929001544406
	Fortimo LED line 1ft 1100lm 850 3R HV4F	1111	185	>80	3	>50,000	80	929001544506
	Fortimo LED line 1ft 1100lm 930 3R HV4F	1045	141	>90	3	>50,000	80	929001544606
	Fortimo LED line 1ft 1100lm 940 3R HV4F	1100	148	>90	3	>50,000	80	929001544706
	Fortimo LED line 1ft 1100lm 830 3R HV4B	1045	174	>80	3	>50,000	80	929001545506
	Fortimo LED line 1ft 1100lm 840 3R HV4B	1100	183	>80	3	>50,000	80	929001545606
	Fortimo LED line 1ft 1100lm 850 3R HV4B	1111	185	>80	3	>50,000	80	929001545706
	Fortimo LED line 2ft 2200lm 830 3R HV4	2090	174	>80	3	>50,000	80	929001544806
	Fortimo LED line 2ft 2200lm 840 3R HV4	2200	183	>80	3	>50,000	80	929001544906
	Fortimo LED line 2ft 2200lm 850 3R HV4	2222	185	>80	3	>50,000	80	929001545006
<b>High-flux (2000 lm per 1 ft / 280 mm)</b>								
1R	Fortimo LED Line 1ft 2000lm 830 1R HV4	1902	163	>80	3	>50,000	90	929001645206
	Fortimo LED Line 1ft 2000lm 840 1R HV4	2000	172	>80	3	>50,000	90	929001645306
	Fortimo LED Line 1ft 2000lm 850 1R HV4	2020	172	>80	3	>50,000	90	929001645406
	Fortimo LED Line 2ft 4000lm 830 1R HV4	3804	163	>80	3	>50,000	90	929001645606
	Fortimo LED Line 2ft 4000lm 840 1R HV4	4000	172	>80	3	>50,000	90	929001645806
	Fortimo LED Line 2ft 4000lm 850 1R HV4	4040	172	>80	3	>50,000	90	929001645906
3R	Fortimo LED Line 1ft 2000lm 830 3R HV4	1901	172	>80	3	>50,000	90	929001646106
	Fortimo LED Line 1ft 2000lm 840 3R HV4	2000	180	>80	3	>50,000	90	929001646206
	Fortimo LED Line 1ft 2000lm 850 3R HV4	2019	180	>80	3	>50,000	90	929001646306

## Product information (LV)

Type	Commercial name	Light output lm	Module efficacy lm/W @ Tc Nom	Color rendering CRI	Color consistency SDCM	Lifetime hrs	Case temp. lifetime °C	Product code GPC
<b>Low-flux (650 lm per 1 ft / 280 mm)</b>								
3R	Fortimo LED line 1ft 650lm 830 3R LV4	604	164	>80	3	>50,000	75	929001544006
	Fortimo LED line 1ft 650lm 840 3R LV4	650	177	>80	3	>50,000	75	929001544106
	Fortimo LED line 1ft 650lm 850 3R LV4	650	177	>80	3	>50,000	75	929001544206
<b>Mid-flux (1100 lm per 1 ft / 280 mm)</b>								
1R	Fortimo LED line 1ft 1100lm 830 1R LV4	1045	164	>80	3	>50,000	80	929001542906
	Fortimo LED line 1ft 1100lm 840 1R LV4	1100	173	>80	3	>50,000	80	929001543106
	Fortimo LED line 1ft 1100lm 850 1R LV4	1111	174	>80	3	>50,000	80	929001543206
	Fortimo LED line 2ft 2200lm 830 1R LV4	2090	164	>80	3	>50,000	80	929001543306
	Fortimo LED line 2ft 2200lm 840 1R LV4	2200	173	>80	3	>50,000	80	929001543506
	Fortimo LED line 2ft 2200lm 850 1R LV4	2222	174	>80	3	>50,000	80	929001543606

## Module driver compatibility

The Fortimo LED linear portfolio is compatible with multiple Xitanium LED drivers. Xitanium window drivers offer the freedom to adjust current settings and to differentiate in terms of lumen output, efficacy and lifetime. The corresponding linear Xitanium driver portfolio includes isolated and non-isolated drivers, in fixed light output, 1-10 V and DALI versions. For a detailed overview of all linear Xitanium LED drivers see pages 78-82.

## Complementary partners

Jordan	Ledil	BJB	Carclo	Darkoo	CKO
R	L	L	L	L	L

L = lenses  
R = reflectors

See pages 128-129 for more information.

Suitable for:



Retail Office Industry

Order at sample webshop  
philips.com/oemwebshop

For further information visit [philips.com/technology](http://philips.com/technology)



Create the ideal LED configuration in a minute.  
Saves time and upgrades your solutions. Check [philips.com/technology](http://philips.com/technology)

# Fortimo LED square

The Fortimo LED square systems deliver high-quality homogeneous light at high efficiencies. Fortimo LED square systems are ideal for office applications where the luminaires require a very homogeneous exit surface window. Typical applications are recessed, surface mounted and suspended office luminaires.



### Product information

Commercial name	Light output	Module efficacy	Color rendering	Color consistency	Lifetime	Case temp. lifetime	Product code
	lm	lm/W @ Tc Nom	CRI	SDCM	hrs	°C	GPC
Fortimo LED square 1250lm 830 HV/LV2	1170	165	>80	3	>50,000	65	929001531606
Fortimo LED square 1250lm 840 HV/LV2	1250	177	>80	3	>50,000	65	929001531706
Fortimo LED square 1250lm 865 HV/LV2	1250	177	>80	3	>50,000	65	929001531806
Fortimo LED square 2500lm 830 HV/LV2	2350	165	>80	3	>50,000	65	929001531906
Fortimo LED square 2500lm 840 HV/LV2	2500	177	>80	3	>50,000	65	929001532006
Fortimo LED square 2500lm 865 HV/LV2	2500	177	>80	3	>50,000	65	929001532106
Fortimo LED square 1250lm 930 HV/LV2	1140	137	>90	3	>50,000	65	929001561806
Fortimo LED square 1250lm 940 HV/LV2	1250	150	>90	3	>50,000	65	929001561906

### Module driver compatibility

The Fortimo LED linear portfolio is compatible with multiple Xitanium LED drivers. Xitanium window drivers offer the freedom to adjust current settings and to differentiate in terms of lumen output, efficacy and lifetime. The corresponding linear Xitanium driver portfolio includes isolated and non-isolated drivers, in fixed light output, 1-10 V and DALI versions. For a detailed overview of all linear Xitanium LED drivers see pages 78-82.

Suitable for:



Order at sample webshop  
philips.com/oemwebshop

For further information visit [philips.com/technology](http://philips.com/technology)



Create the ideal LED configuration in a minute. Saves time and upgrades your solutions. Check [philips.com/technology](http://philips.com/technology)

# CertaFlux LED strip

While further improving the specifications of our Fortimo range, we focus on offering the most cost-efficient solution for linear LED lighting with our CertaFlux range. CertaFlux LED strip systems offer good product performance and functionality, with good quality of light, meeting market needs for basic lighting. These cost-effective systems are completed with the CertaDrive linear LED driver portfolio, specifically designed to match the CertaFlux LED strips and focused on lumen packages for high volume applications.



### Product information

Commercial name	Light output	Module efficacy	Color rendering	Color consistency	Lifetime	Case temp. lifetime	Product code
	lm	lm/W @ Tc Nom	CRI	SDCM	hrs @ Tc Nom	°C	GPC
CertaFlux LED strip 1ft 775lm 830 HV3	719	135	>80	4	>50,000	75	929001436906
CertaFlux LED strip 1ft 775lm 840 HV3	775	145	>80	4	>50,000	75	929001437006
CertaFlux LED strip 1ft 775lm 865 HV3	775	145	>80	4	>50,000	75	929001437106
CertaFlux LED strip 1ft 1100lm 830 HV3	1021	129	>80	4	>50,000	75	929001437206
CertaFlux LED strip 1ft 1100lm 840 HV3	1100	139	>80	4	>50,000	75	929001437306
CertaFlux LED strip 1ft 1100lm 865 HV3	1100	139	>80	4	>50,000	75	929001437406
CertaFlux LED strip 2ft 1550lm 830 HV3	1438	135	>80	4	>50,000	75	929001437506
CertaFlux LED strip 2ft 1550lm 840 HV3	1550	145	>80	4	>50,000	75	929001437606
CertaFlux LED strip 2ft 1550lm 865 HV3	1550	145	>80	4	>50,000	75	929001437706
CertaFlux LED strip 2ft 2200lm 830 HV3	2041	129	>80	4	>50,000	75	929001437806
CertaFlux LED strip 2ft 2200lm 840 HV3	2200	139	>80	4	>50,000	75	929001437906
CertaFlux LED strip 2ft 2200lm 865 HV3	2200	139	>80	4	>50,000	75	929001438006

### Module driver compatibility

CertaDrive LED drivers are designed to fulfill the market need for essential lighting. The CertaDrive LED drivers offer basic specifications such as specific current and voltage settings, optimized for operating CertaFlux LED modules. For a detailed overview of all CertaDrive LED linear drivers see page 83.

### Complementary partners

Jordan	Ledil	BJB
R	L	L

L = lenses  
R = reflectors

See pages 128-129 for more information.

Suitable for:



Order at sample webshop  
philips.com/oemwebshop

For further information visit [philips.com/technology](http://philips.com/technology)



Create the ideal LED configuration in a minute. Saves time and upgrades your solutions. Check [philips.com/technology](http://philips.com/technology)



## CertaFlux LLS EaseSelect

CertaFlux LLS EaseSelect is our first linear driver-on-board solution, light engines and corresponding drivers in one. Having an integrated driver enables an easy design-in and exchange, while speeding up the assembly process and thus lowering your costs. Ideal for the entry/trade segment of the market, especially for waterproof applications.



### Product information

Commercial name	Light output lm	Module efficacy lm/W @ Tc Nom	Color rendering CRI	Color consistency SDCM	Lifetime hrs @ Tc Nom	Product code GPC
CertaFlux LLS ES 1150mm 4500lm 840 HV2	4500	135	>80	4	>50,000	929001598806
CertaFlux LLS ES 1450mm 4500lm 840 HV2	4500	135	>80	4	>50,000	929001598906
CertaFlux LLS ES 1450mm 6750lm 840 HV2	6750	135	>80	4	>50,000	929001599006

## CertaFlux LED square

CertaFlux LED square systems are ideal for office applications where the luminaires require a very homogeneous exit surface window. Typical applications are recessed, surface mounted and suspended office luminaires. The design of the LED module is backwards-compatible, and the LED pitch remains unchanged compared to the Fortimo LED square 2500 lm. This makes it possible to have one luminaire design for both the high-performance and cost-oriented segment.



### Product information

Commercial name	Light output lm	Module efficacy lm/W @ Tc Nom	Color rendering CRI	Color consistency SDCM	Lifetime hrs @ Tc Nom	Case temp. lifetime °C	Product code GPC
CertaFlux LED square 2500lm 830 HV/LV1	2360	137	>80	4	>50,000	75	929001517206
CertaFlux LED square 2500lm 840 HV/LV1	2500	146	>80	4	>50,000	75	929001517306
CertaFlux LED square 2500lm 865 HV/LV1	2500	146	>80	4	>50,000	75	929001517406

## CertaFlux LED panel

CertaFlux LED sidelit panels are ideal for office applications where a good, even light surface is needed. This CertaFlux solution is a reliable product with specifications that are good enough to ensure we can provide you with an attractive product that easily complements your portfolio.

### Product information

Commercial name	Light output lm	Module efficacy lm/W @ Tc Nom	Color rendering CRI	Color consistency SDCM	Lifetime hrs @ Tc Nom	Case temp. lifetime °C	Product code GPC
CertaFlux LED panel 5959 840 MD1	2900	100	>80	5	>25,000	60	929001471380
CertaFlux LED panel 6060 840 MD1	2900	100	>80	5	>25,000	60	929001471680

### Module driver compatibility

CertaDrive LED drivers are designed to fulfill the market need for essential lighting. These drivers offer basic specifications such as specific current and voltage settings, optimized for operating CertaFlux LED modules. For a detailed overview of all CertaDrive LED linear drivers see page 83.

Suitable for:



Order at sample webshop  
philips.com/oemwebshop

For further information visit [philips.com/technology](http://philips.com/technology)

Suitable for:



Order at sample webshop  
philips.com/oemwebshop

For further information visit [philips.com/technology](http://philips.com/technology)



Create the ideal LED configuration in a minute.  
Saves time and upgrades your solutions. Check [philips.com/technology](http://philips.com/technology)

**best-in-class  
efficiency  
and reliability**  
with maximum  
optical  
flexibility

**Xtreme modules**

Lighting up  
**harsh conditions**

# “ We provide design flexibility and ultimate reliability.”

As LED rapidly conquers the outdoor and industrial lighting markets, doors open to expand your opportunities and make a difference in design, speed to market, lifetime or product specifications. We understand that optical design is your core competence, just as developing components is ours. The fusion of these complementary qualities gives you more design flexibility in combination with unrivaled reliability.

#### Where customization counts

The Fortimo FastFlex gen 4 Differentiation family is about adding value through optical differentiation. Designed to operate with third party lenses, they offer you an unlimited number of optical configurations, ultimately delivering unique luminaire performance to match every project's requirement. The FastFlex gen 4 series includes new building block modules to expand your possibilities in outdoor and industrial applications. We've also upgraded the efficiency and operating temperature range, enabling greener and lower cost fixtures. The Fortimo FastFlex gen 4 differentiation high efficiency (DHE) is a true breakthrough in efficiency, and enables the creation of compact high bay, outdoor and area luminaire applications due to its best-in-class lumen per mm<sup>2</sup> performance. The Fortimo FastFlex gen 4 differentiation protected (DP) and the new FastFlex differentiation compact (DC) are IP66-ready modules, which simplifies your luminaire design and reduces light loss. The result is a lower fixture cost and enhanced efficacy.

#### Enabling a short development cycle

The Fortimo FastFlex gen 4 standard version offers you a 'one stop shop'. Our board, clips and lens enable a short fixture development cycle with minimum development investment. As a result you are able to bring a top-notch fixture to market in a short time.

#### Juan Bernal

Product manager  
xtreme modules

best-in-class  
efficiency  
and reliability  
with maximum  
optical  
flexibility

## Just released!

Order now at  
[www.philips.com/oemwebshop](http://www.philips.com/oemwebshop)

#### Fortimo FastFlex DC

See page 70



NEW

The new Fortimo FastFlex DC (Differentiation Compact) offers outstanding fixture design flexibility due to its high lumen per square millimeter and its symmetrical form factor. In combination with third-party IP66 lenses, the FastFlex DC enables the creation of efficient and cost-effective luminaires in applications such as industry high bay, as well as outdoor roads and city centers.



Suitable for:



Industry



Outdoor

Order at sample webshop  
[philips.com/oemwebshop](http://philips.com/oemwebshop)



For further information visit [philips.com/technology](http://philips.com/technology)



**Recommended drivers FastFlex LED board 2 x 4 (standard and DA versions)**

Number of FastFlex LED modules	Max output current	Driver
(2 x 4)	mA	
1	1050	Xi LP 35W 0.3-1.0A S1 230V C150 sXt
1	700	Xi LP 22W 0.3-1.0A S1 230V C123 sXt
2	1050	Xi LP 75W 0.3-1.0A S1 230V S240 sXt
2	700	Xi LP 40W 0.2-0.7A S1 230V S175 sXt
3	1050	Xi LP 110W 0.3-1.0A SL 230V C150 sXt
3	700	Xi LP 70W 0.2-0.7A SL 230V C150 sXt
4	1050	Xi LP 110W 0.3-1.0A SL 230V C150 sXt
4	700	Xi LP 70W 0.2-0.7A SL 230V C150 sXt
5	1050	Xi LP 150W 0.3-1.0A SL 230V S240 sXt



Number of FastFlex LED modules	Max output current	Driver
(2 x 4)	mA	
1	1050	Xi FP 40W 0.3-1.0A SNLDAE 230V S175 sXt
1	700	Xi FP 22W 0.3-1.0A SNLDAE 230V S175 sXt
2	1050	Xi FP 75W 0.3-1.0A SNLDAE 230V S240 sXt
2	700	Xi FP 40W 0.3-1.0A SNLDAE 230V S175 sXt
3	1050	Xi FP 150W 0.3-1.0A SNLDAE 230V S240 sXt
3	700	Xi FP 70W 0.3-1.0A NLD 230V C150 sXt
4	1050	Xi FP 150W 0.3-1.0A SNLDAE 230V S240 sXt
4	700	Xi FP 70W 0.3-1.0A NLD 230V C150 sXt
5	1050	Xi FP 150W 0.3-1.0A SNLDAE 230V S240 sXt



NOTE: Driving current of module must be programmed via MultiOne Configurator.

**Recommended drivers FastFlex LED board 2 x 2 DA**

Number of FastFlex LED modules	Max output current	Driver
(2 x 2)	mA	
1	1050	Xi FP 22W 0.3-1.0A SNLDAE 230V S175 sXt
1	700	Xi LP 22W 0.3-1.0A S1 230V C123 sXt
2	1050	Xi LP 35W 0.3-1.0A S1 230V C150 sXt
2	700	Xi FP 22W 0.3-1.0A SNLDAE 230V C123 sXt
3	1050	Xi LP 40W 0.3-1.0A SL 230V S175 sXt
3	700	Xi LP 35W 0.3-1.0A S1 230V C150 sXt
4	1050	Xi LP 70W 0.3-1.0A SL 230V C150 sXt
4	700	Xi LP 40W 0.2-0.7A S1 230V S175 sXt



NOTE: Driving current of module must be programmed via MultiOne Configurator.

**Recommended drivers FastFlex LED board 4 x 16 DHE**

Number of FastFlex LED modules	Max output current	Driver
(4 x 16)	mA	
1	700	Xi FP 40W 0.2-0.7A SNLDAE 230V C123 sXt
2	700	Xi FP 75W 0.2-0.7A SNLDAE 230V C133 sXt
3	700	Xi FP 75W 0.2-0.7A SNLDAE 230V S240 sXt
4	700	Xi LP 110W 0.2-0.7A S1 230V C150 sXt
4	700	Xitanium 100W 0.25-0.7A 220V 16 230V
5	700	Xi LP 150W 0.2-0.7A SL 230V S240 sXt
5	700	Xitanium 150W 0.2-0.7A 300V iXt TD 230V



NOTE: Driving current of module must be programmed via MultiOne Configurator.

**Recommended drivers FastFlex LED board DC 2x2**

Number of FastFlex LED modules	Max output current	Driver
(2 x 2)	mA	
1	700	Xi FP 40W 0.2-0.7A SNLDAE 230V C123 sXt
1	1000	Xi FP 40W 0.3-1.0A SNLDAE 230V S175 sXt
1	1500	Xi FP 75W 0.5-1.5A SNLDAE 230V C133 sXt
2	1000	Xi FP 75W 0.3-1.0A SNLDAE 230V C133 sXt
2	1500	Xi LP 150W 0.5-1.5A S1 230V S240 sXt
3	1000	Xi LP 110W 0.3-1.0A S1 230V C150 sXt
4	1000	Xi LP 150W 0.3-1.0A SL 230V S240 sXt
5	700	Xi FP 165W 0.2-0.7A SNLDAE 230V C170 sXt



NOTE: Driving current of module must be programmed via MultiOne Configurator.

For a total overview of suitable drivers see pages 78-106.

new



**Complementary partners**

	Ledlit	Carcto	LedLink	Darkoo	CKO
FastFlex DA & DAX	L	L	L	L	
FastFlex DP & DPX	L		L	L	L
FastFlex DHE	L				
FastFlex DC	L				

L = lenses  
See pages 128-129 for more information.

Suitable for:



Order at sample webshop  
philips.com/oemwebshop

For further information visit [philips.com/technology](http://philips.com/technology)



Create the ideal LED configuration in a minute.  
Saves time and upgrades your solutions. [Check philips.com/technology](http://philips.com/technology)

**ahead** in  
flexibility and  
connectivity

**Linear drivers**

**Ready**  
for future-proof  
solutions

“  
The future is  
**connected.**”

ahead in  
flexibility and  
connectivity

Our Xitanium linear LED drivers stand on three pillars: quality of light, reliability and flexibility. With every driver we introduce to the market, we make sure that all these benefits are experienced in the application. For example, by using Xitanium LED drivers in your luminaires, you can be sure to offer your customers high quality of light without visual flicker and stroboscopic effects. Secondly, the reliability of your complete lighting system is enhanced as our drivers offer specific features that protect the connected LED module, including hot wiring, reduced ripple current and thermal de-rating. Finally, application-oriented operating windows offer the flexibility required to provide the stable lumen output and light quality levels that lighting specifiers and architects demand.

Key trends in the office and industry segment include connectivity, design and energy efficiency. With our broad portfolio of linear drivers, you will be able to design luminaires that meet these trends.

To create connected lighting systems, we have a range of **SR linear LED drivers**. These SR drivers can easily be combined with sensors and switches from a growing list of manufacturers who have joined the SR partner program.

Next to our SR driver range, we also have a complete range of **Touch Dim & DALI LED linear drivers**, that allow you to connect to building management systems.

Specifically, for industry applications, we have developed a range of **industry Xtreme drivers** that are suitable for applications where longer lifetime, higher temperatures and higher surge specifications are needed. Our new 300W industry Xtreme driver is a good example of this.

Finally, we have a broad range of **fixed output drivers** for maximum flexibility and high-end performance.

To provide you with ultimate design freedom, our drivers are available in a low-profile housing just 16mm high. In June 2018, we took miniaturization to the next level by also introducing a range that is not only 11mm high, but also 280mm long. These drivers are the smallest LED linear drivers available on the market today.

### Simone van Leeuwen

Product manager  
linear drivers



## Just released!

Order now at  
[www.philips.com/oemwebshop](http://www.philips.com/oemwebshop)

### Xitanium non-isolated 11mm DALI drivers

See page 80



NEW

Xitanium 11mm Touch Dim & DALI drivers offer customers the ultimate design freedom, without compromising on performance and quality of light. With a height of only 11mm and a length of 280mm, these drivers are the smallest linear drivers available on the market today.

### New generation TrustSight emergency drivers

See page 84



NEW

With the new TrustSight emergency family, our emergency lighting system offer is moving to next stage. Thanks to upgraded specifications, simplified choices, additional features and new battery chemistry options, TrustSight emergency range is ready to be a smart choice for today's and future emergency applications.

## Coming soon!

LED innovations in the  
pre-launch phase

### Xitanium Touch Dim & DALI 18W isolated

RANGE  
EXTENSION

As LED modules become more efficient, there is an increasing need for lower wattage drivers. With this in mind, we will be extending our range of isolated Touch Dim & DALI drivers by adding an 18W version.

### Constant voltage LED drivers

New 80 and 100W LED power drivers with excellent electromagnetic compatibility performance and global approbation marks / certifications.

Suitable for:



For further information visit [philips.com/technology](http://philips.com/technology)

# Xitanium LED linear drivers - SR



Because light is all around us, the lighting infrastructure is an ideal platform for collecting and carrying information. This is the driving force behind connected lighting. Design our Xitanium SR LED driver into your luminaire, and it can play a bigger role in network connectivity. Xitanium SR LED drivers are sensor ready, making them perfect for use in building management systems. You can power and interface with sensors directly from the driver without the need for additional modules, devices or power packs. And thanks to the SR certified program, there are a variety of sensor and network system vendors available to suit your needs.

For more information go to [philips.com/xitaniumsr](http://philips.com/xitaniumsr)



## SR bridge (can be used in combination with all indoor DALI drivers, including point source drivers)

Product name	Housing	Dimming range	Output current range	Output voltage range	SimpleSet	Product code
	mm	%	A	V		GPC
Xitanium SR bridge built-in	204x30x21	n.a.	n.a.	n.a.	n.a.	929001546406
Xitanium SR bridge independent	228x30x21	n.a.	n.a.	n.a.	n.a.	929001546506



## SR non-isolated drivers

Product name	Housing	Dimming range	Output current range	Output voltage range	SimpleSet	Product code
	mm	%	A	V		GPC
Xitanium 35W 0.08-0.35A 150V SR 230V	360x30x21	100-1	0.08 - 0.35	50-150	•	929001540406
Xitanium 60W 0.08-0.35A 220V SR 230V	360x30x21	100-1	0.08 - 0.35	50-220	•	929001540506
Xitanium 60W 0.08-0.35A 300V SR 230V	360x30x21	100-1	0.08 - 0.35	100-300	•	929001540606



## SR non-isolated - for industry applications

Product name	Housing	Dimming range	Output current range	Output voltage range	SimpleSet	Product code
	mm	%	A	V		GPC
Xitanium 100W 0.25-0.7A 220V SR 230V iXt	360x30x21	100-1	0.25 - 0.27	50-220	•	929001540706
Xitanium 100W 0.15-0.5A 300V SR 230V iXt	425x30x21	100-1	0.15 - 0.5	100-300	•	929001540806
Xitanium 150W 0.2-0.7A 300V SR 230V iXt	425x30x21	100-1	0.2 - 0.7	100-300	•	929001540906



## SR isolated drivers

Product name	Housing	Dimming range	Output current range	Output voltage range	SimpleSet	Product code
	mm	%	A	V		GPC
Xitanium 36W 0.3-1A_54V SR 230V	360x30x21	100-1	0.3 - 1	27-54	•	929001516306
Xitanium 75W 0.7-2.0A 54V SR 230V	360x30x21	100-1	0.7 - 2	27-54	•	929001505006



Create the ideal LED configuration in a minute. Saves time and upgrades your solutions. Check [philips.com/technology](http://philips.com/technology)

## MultiOne Software

Configure our drivers to your customers needs. Fast and simple. Free download via [philips.com/multione](http://philips.com/multione)

Suitable for:



Order at sample webshop [philips.com/oemwebshop](http://philips.com/oemwebshop)

For further information visit [philips.com/technology](http://philips.com/technology)

# Xitanium LED linear drivers - YellowDot

The YellowDot program is a luminaire certification program that allows any manufacturer to test and certify that their LED luminaires are interoperable with our indoor positioning technology. This smart technology allows shoppers and store staff to receive directions to products or location-based notifications. It also collects location-based data analytics to measure marketing impact and assess store operations. To a retailer, this level of customer engagement is invaluable.

If the luminaires pass a range of tests, it permits the manufacturer to apply the YellowDot certified trademark to the product and offer it as such to customers.

We currently offer three YellowDot-ready LED drivers (60, 100 and 150 W non-isolated) for the European market, based on the latest generation of Xitanium drivers.

Contact your account manager to enroll in the YellowDot certification program.



## Product specification

Product name	Housing	Dimming range	Output current range	Output voltage range	YellowDot-ready (indoor positioning)	Product code
		%	mA	V		GPC
Xitanium 60W 0.08-0.35A 300V TD16CL 230V	280x30x16	100-1	80-350	100-300	•	929001553706
Xitanium 100W 0.15-0.5A 300V iXt TDCL 230V	360x30x21	100-1	150-500	100-300	•	929001553406
Xitanium 150W 0.2-0.7A 300V iXt TDCL 230V	360x30x21	100-1	200-700	100-300	•	929001553506

\* Standard features: Input voltage range 170-264V, Surge protection DM/CM 6/8kV, SimpleSet, DynaDimmer, Module Temperature Protection

Suitable for:



Order at sample webshop [philips.com/oemwebshop](http://philips.com/oemwebshop)

For further information visit [philips.com/technology](http://philips.com/technology)



# Xitanium LED linear drivers - non-isolated



Xitanium LED non-isolated drivers are ideal for professional general lighting applications. These non-isolated drivers are available in DALI dimmable and programmable, 1-10 V dimmable and fixed output versions. They offer the highest efficiency, lowest cost and smallest dimensions and are available in 17 W, 35/36 W, 60/75 W all in linear form factors but with various lengths. The fixed output drivers are available in LEDset or SimpleSet versions while for the DALI drivers both SimpleSet and LEDset are integrated in one driver. Specific '250 V' drivers have been introduced to avoid creepage and clearance challenges for luminaire manufacturers making their own L2 LED boards. To provide you with ultimate design freedom, our drivers are available in 11 mm and 16 mm versions.



## DALI dimmable & programmable

Product name	Housing mm	Dimming range %	Output current range A	Output voltage range V	SimpleSet	Product code GPC
Xitanium 17W 0.12-0.4A 54V TD 230V	360x30x22	100-10	0.12-0.4	27-54		929000684703
<b>new</b> Xitanium 35W 0.08-0.35A 220V TD11 230V	280x30x11	100-1	0.08-0.35	50-220	•	929001627706
Xitanium 35W 0.08-0.35A 150V TD/16 230V	280x30x16	100-1	0.08-0.35	50-150	•	929000993106
Xitanium 36W 0.12-0.4A 110V TD 230V	360x30x22	100-1	0.12-0.4	50-110		929000852203
<b>new</b> Xitanium 60W 0.15-0.5A 220V TD11 230V	280x30x11	100-1	0.15-0.5	50-220	•	929001627606
Xitanium 60W 0.08-0.35A 220V TD16 230V	280x30x16	100-1	0.08-0.35	100-220	•	929001547206
Xitanium 60W 0.08-0.35A 300V TD16 230V	280x30x16	100-1	0.08-0.35	100-300	•	929000993206
Xitanium 75W 0.12-0.4A 215V TD 230V	360x30x22	100-1	0.12-0.4	100-215		929000852103
Xitanium 100W 0.25-0.7A 220V TD16 230V	360x30x16	100-1	0.25-0.7	100-220	•	929001547306



## DALI dimmable & programmable - for industry applications

Product name	Housing mm	Dimming range %	Output current range A	Output voltage range V	SimpleSet	Product code GPC
Xitanium 100W 0.15-0.5A 300V TD 230V iXt	360x30x21	100-1	0.15-0.5	100-300	•	929001516406
Xitanium 110W 0.2-0.6A 215V TD 230V iXt	360x30x21	100-1	0.2-0.6	100-215		929000877306
Xitanium 150W 0.2-0.7A 300V TD 230V iXt	360x30x21	100-1	0.2-0.7	100-300	•	929001516506
<b>new</b> Xitanium 300W 0.5-1.4A 300V iXt TD 230V	360x50x28	100-1	0.5-1.4	100-300	•	929001608406

Suitable for:



Order at sample webshop  
philips.com/oemwebshop

For further information visit [philips.com/technology](http://philips.com/technology)



Create the ideal LED configuration in a minute. Saves time and upgrades your solutions. Check [philips.com/technology](http://philips.com/technology)

## MultiOne Software

Configure our drivers to your customers needs. Fast and simple. Free download via [philips.com/multione](http://philips.com/multione)



## Fixed output

Product name	Housing mm	Dimming range %	Output current range A	Output voltage range V	SimpleSet	Product code GPC
Xitanium 35W 0.08-0.35A 150V 16 230V	280x30x16	n.a.	0.08-0.35	50-150		929001557606
Xitanium 35W 0.08-0.35A 150V S 230V	280x30x21	n.a.	0.08-0.35	50-150	•	929001506406
Xitanium 35W 0.08-0.35A 150V S/16 230V	280x30x16	n.a.	0.08-0.35	50-150	•	929001557306
Xitanium 36W 0.12-0.4A 115V 230V	280x30x21	n.a.	0.12-0.4	50-115		929000950606
Xitanium 60W 0.08-0.35A 220V 16 230V	280x30x16	n.a.	0.08-0.35	100-220		929001557806
Xitanium 60W 0.08-0.35A 300V 16 230V	280x30x16	n.a.	0.08-0.35	100-300		929001557706
Xitanium 60W 0.08-0.35A 220V S 230V	280x30x21	n.a.	0.08-0.35	100-220	•	929001509106
Xitanium 60W 0.08-0.35A 300V S 230V	280x30x21	n.a.	0.08-0.35	100-300	•	929001506506
Xitanium 60W 0.08-0.35A 220V S/16 230V	280x30x16	n.a.	0.08-0.35	100-220	•	929001557506
Xitanium 60W 0.08-0.35A 300V S/16 230V	280x30x16	n.a.	0.08-0.35	100-300	•	929001557406
Xitanium 75W 0.12-0.4A 220V 230V	280x30x21	n.a.	0.12-0.4	100-220		929000950706
Xitanium 100W 0.25-0.7A 220V S 230V	360x30x21	n.a.	0.25-0.7	50-220	•	929001529506
<b>new</b> Xitanium 100W 0.25-0.7A 220V 16 230V	360x30x16	n.a.	0.25-0.7	50-220		929001613406



## Fixed output - for industry applications

Product name	Housing mm	Dimming range %	Output current range A	Output voltage range V	SimpleSet	Product code GPC
Xitanium 100W 0.15-0.5A 300V iXt 230V	360x30x21	n.a.	0.15-0.5	100-300	•	929001506606
Xitanium 150W 0.2-0.7A 300V iXt 230V	360x30x21	n.a.	0.2-0.7	100-300	•	929001506706

## Module recommendation

For all suitable modules see Fortimo LED strips and Fortimo LED lines, see pages 58-61.

Suitable for:



Order at sample webshop  
philips.com/oemwebshop

For further information visit [philips.com/technology](http://philips.com/technology)



Create the ideal LED configuration in a minute. Saves time and upgrades your solutions. Check [philips.com/technology](http://philips.com/technology)

## MultiOne Software

Configure our drivers to your customers needs. Fast and simple. Free download via [philips.com/multione](http://philips.com/multione)

# Xitanium LED linear drivers - isolated



Xitanium LED isolated drivers are ideal for professional low voltage (LV) linear office systems. The isolated drivers are available in DALI dimmable and programmable, 1-10 V dimmable and fixed output. They offer ease of design-in and make the approbation process simpler. They are available in 17 W, 36 W, 75 W all in linear form factors but with various lengths. The DALI drivers and new fixed output drivers feature SimpleSet technology, low output current ripple of 4% for high and low frequencies and low standby specifications. The improved ripple current performance ensures no interference with security-, cell phone- or web cameras and scanners.



### DALI dimmable & programmable

Product name	Housing	Dimming range	Output current range	Output voltage range	SimpleSet	Product code
	mm	%	A	V		GPC
Xitanium 36W 0.3-1A 54V TD 230V	360x30x21	100-1	0.3-1	27-54	•	929001503606
Xitanium 75W 0.7-2A 54V TD 230V	360x30x21	100-1	0.7-2	27-54	•	929001503706



### 1-10 V dimmable

Product name	Housing	Dimming range	Output current range	Output voltage range	SimpleSet	Product code
	mm	%	A	V		GPC
Xitanium 36W 0.3-1A 54V 1-10V 230V	360x30x26.5	100-10	0.3-1	27-54		929000854003
Xitanium 75W 0.7-2A 54V 1-10V 230V	425x30x26.5	100-10	0.7-2	27-54		929000863503



### Fixed output

Product name	Housing	Dimming range	Output current range	Output voltage range	SimpleSet	Product code
	mm	%	A	V		GPC
Xitanium 36W 0.3-1A 54V 230V	360x30x21	n.a.	0.3-1	27-54		929000958706
Xitanium 36W 0.3-1.05A 54V S 230V	360x30x21	n.a.	0.3-1.05	27-54	•	929001571406
Xitanium 65W 0.5-1.4A 54V S 230V	360x30x21	n.a.	0.5-1.4	27-54	•	929001571506
Xitanium 75W 0.7-2A 54V 230V	360x30x21	n.a.	0.7-2	27-54		929000958806

### Module recommendation

For all suitable modules see Fortimo LED lines and Fortimo LED strips, see pages 58-61.



Create the ideal LED configuration in a minute. Saves time and upgrades your solutions. Check [philips.com/technology](https://philips.com/technology)

Suitable for:



Order at sample webshop [philips.com/oemwebshop](https://philips.com/oemwebshop)

For further information visit [philips.com/technology](https://philips.com/technology)

# CertaDrive LED linear drivers

CertaDrive LED drivers are designed to fulfill the market need for essential lighting. They offer basic specifications such as specific current and voltage settings, optimized for operating CertaFlux LED modules. The lifetime of the driver is set at 50,000 hours and the warranty period is five years.

These LED drivers are also interesting when you produce and sell your own LED boards. If the specific V/A specifications of these CertaDrive LED linear drivers do not suit your LED board specifications, we offer the possibility to create fast derivative LED drivers with your required V/A. This process is called Fast Lane Release and enables customized driver development within 6 weeks for high volume driver needs (50 K pcs driver/year). The new drivers are produced in Poland, ensuring fast and flexible supply.



### Fixed output

Product name	Housing	Dimming range	Output current	Output voltage	Product code
	mm	%	mA	V	GPC
CertaDrive 30W 330mA 82V 230V	210x30x21	n.a.	330	82	929000974806
CertaDrive 30W 0.29A 102V 230V	210x30x21	n.a.	290	102	929001598606
CertaDrive 40W 360mA 110V 230V	210x30x21	n.a.	360	110	929000974906
CertaDrive 44W 0.32A 137V 230V	210x30x21	n.a.	320	137	929001598706
CertaDrive 60W 360mA 170V 230V	210x30x21	n.a.	360	170	929000975006

### Module recommendation

For all suitable modules see CertaFlux LED strip, see page 63.



Create the ideal LED configuration in a minute. Saves time and upgrades your solutions. Check [philips.com/technology](https://philips.com/technology)

Suitable for:



Order at sample webshop [philips.com/oemwebshop](https://philips.com/oemwebshop)

For further information visit [philips.com/technology](https://philips.com/technology)

# TrustSight LED emergency drivers

TrustSight LED emergency systems are designed for safety. Our TrustSight LED solutions are designed to secure light in case the normal mains voltage fails. The TrustSight driver immediately switches over to battery mode to light up vital objects such as escape routes.



## Product specification

Product name	Driver housing	Output power	Output current range	Output voltage range	Self test	Pieces per box	Product code
TrustSight Basic L 20-95V 3W	245x30x21	3W	32-150mA	20-95V	Manual	10	913700767366
TrustSight Pro L 20-95V 3W	245x30x21	3W	32-150mA	20-95V	Automatic	10	911700766766
TrustSight DALI L 20-95V 3W	245x30x21	3W	32-150mA	20-95V	Automatic	10	929000995966
TrustSight Basic L 20-95V 6W	245x30x21	6W	64-300mA	20-95V	Manual	10	913700767466
TrustSight Pro L 20-95V 6W	245x30x21	6W	64-300mA	20-95V	Automatic	10	913700766866
TrustSight DALI L 20-95V 6W	245x30x21	6W	64-300mA	20-95V	Automatic	10	929000996066
TrustSight BASIC 45-300VNIMH	205x30x21	2-5W	7-110mA	45-300V	Manual	10	929001642706
TrustSight PRO 45-300VNIMH	205x30x21	2-5W	7-110mA	45-300V	Automatic	10	929001639906
TrustSight DALI 45-300VNIMH	205x30x21	2-5W	7-110mA	45-300V	Automatic	10	929001640106
TrustSight BASIC 45-300V LFP	205x30x21	2-5W	7-110mA	45-300V	Manual	10	929001652006
TrustSight PRO 45-300V LFP	205x30x21	2-5W	7-110mA	45-300V	Automatic	10	929001652206
TrustSight DALI 45-300V LFP	205x30x21	2-5W	7-110mA	45-300V	Automatic	10	929001652406

new

Product name	Battery type	Voltage	Capacity	Emergency time (3W)	Pieces per box	Product code
TrustSight flat batt NIMH 7.2V 1300mAh	NIMH	7.2V	1300mAh	1 hour	10	913700766966
TrustSight flat batt NIMH 7.2V 2500mAh	NIMH	7.2V	2500mAh	3 hours	10	913700767066
TrustSight flat batt NIMH 7.2V 3000mAh	NIMH	7.2V	3000mAh	3 hours	10	929001572466
TrustSight 3.6V 3cell 4000mAh battery NIMH	NIMH	3.6V	4000mAh	3 hours	10	929001652506
TrustSight 4.8V 4cell 4000mAh battery NIMH	NIMH	4.8V	4000mAh	3 hours	10	929001652606
TrustSight 6.0V 5cell 4000mAh battery NIMH	NIMH	6V	4000mAh	3 hours	10	929001652706
TrustSight 3.2V 3cell 4500mAh battery LFP	Lithium	3.2V	4500mAh	3 hours	10	929001653006
TrustSight 6.4V 4cell 3000mAh battery LFP	Lithium	6.4V	3000mAh	3 hours	10	929001653106
TrustSight 9.6V 6cell 3000mAh battery LFP	Lithium	9.6V	3000mAh	3 hours	10	929001653206

new

\* Batteries will be delivered including harness (cable).

Accessories	Pieces per box	Product code
TrustSight LED indicator	10	929001653606
TrustSight battery harness LFP	10	929001682006
TrustSight battery harness NIMH	10	-

new



Create the ideal LED configuration in a minute. Saves time and upgrades your solutions. [Check philips.com/technology](http://philips.com/technology)

Suitable for:




Retail Office Industry

Order at sample webshop [philips.com/oemwebshop](http://philips.com/oemwebshop)

For further information visit [philips.com/technology](http://philips.com/technology)

# Constant voltage LED drivers

Our constant voltage LED drivers and transformers are designed for safe operation and optimal performance in professional general lighting applications. With a high frequency, compact size and long lifetime, they are suitable for operation with 24VDC LED modules, flexible LED strips and other LED applications that require 24VDC constant voltage. Each driver and transformer offers complete protection, overload, short circuit and overheat protection and is easy-to-install.



## LED power drivers

Product name	Nominal voltage	Mains frequency	Nominal output voltage	Nominal output power	Ambiente temperature range	Protection class	IP rated	Product code
	Vac	Hz	VDC	W	°C			GPC
LED power driver 20W 24V	120-240	0/50/60	24	20	-30..+40	II	20	929000654006
LED power driver 80W 24V	120-240	0/50/60	24	80	-30..+60	I/II	20	929000653906
LED power driver 100W 24V	120-240	0/50/60	24	100	-30..+60	I/II	20	929001430080

## LED transformers

Product name	Nominal voltage	Mains frequency	Nominal output voltage	Nominal output power	Ambiente temperature range	Protection class	IP rated	Product code
	Vac	Hz	VDC	W	°C			GPC
LED transformer 60W 24VDC	220-240	0/50/60	24	60	-20..+50	II	20	913710032267
LED transformer 60W 24VDC (w/Cable)	220-240	0/50/60	24	60	-20..+50	II	20	929001425206
LED transformer 120W 24VDC	220-240	0/50/60	24	120	-20..+50	II	20	913710032567

## CertaDrive LED drivers

Product name	Nominal voltage	Mains frequency	Nominal output voltage	Nominal output power	Ambiente temperature range	Protection class	IP rated	Product code
	Vac	Hz	VDC	W	°C			GPC
CertaDrive 35W/24VDC 220-240V	220-240	0/50/60	24	35	-20..+50	II	40	929001424006
CertaDrive 60W/24VDC 220-240V	220-240	0/50/60	24	60	-20..+50	II	40	929001424106
CertaDrive 100W/24VDC 220-240V	220-240	0/50/60	24	100	-20..+50	II	40	929001424206
CertaDrive 120W/24VDC 220-240V	220-240	0/50/60	24	120	-20..+50	II	40	929001424306

Suitable for:



Retail Hospitality

Order at sample webshop [philips.com/oemwebshop](http://philips.com/oemwebshop)

For further information visit [philips.com/technology](http://philips.com/technology)



eliminate  
**undesired  
light  
artifacts**

**Point source drivers**

Let's focus on  
**wellbeing**

Point source drivers

# “ Visual comfort pays off point source applications.”

Visual comfort is a primary objective in point source applications. The right quality of light not only has a positive effect on the right atmosphere, but also on productivity and performance. Understanding of the effects of LED lighting on the human body is an important element in our driver development activities. Not only our internal efforts but also our cooperating with international commissions is intended to support human wellbeing in retail applications.

### Make temporal light artifacts a thing of the past

Temporal light artifacts (TLAs), including visual flicker and stroboscopic effects, can negatively impact human health. You can eliminate TLAs by using our Xitanium point LED drivers and, in doing so, minimize the risk of physical effects like headaches, annoyance and low work performance. Additionally, the interference of LED lighting with surrounding equipment is closer to being eliminated thanks to reduced ripple current in the entire range and amplitude modulation dimming in our Touch and DALI drivers. The addition of other features like high efficiency, hot wiring and DC operation compatibility makes Xitanium LED drivers a unique choice in point source applications.

### Managing complexity

We're aware that complexity management is a key topic in LED lighting and drives us to continuously make our driver portfolio 'easy to work'. The application-oriented driver designs simplify making the right choice without compromising on the features you want. Products vary from single current (plug and play) to fully programmable drivers, based on a few key application-oriented designs and their accessories. In combination with our intuitive MultiOne configuration software and wireless SimpleSet technology, the possibilities are endless. And as connected lighting makes inroads into point lighting, we lead the way with the SR bridge, which already makes it possible to fully benefit from SR functionalities.

### Mustafa Oktay

Product manager  
point source drivers



## Just released!

Order now at  
[www.philips.com/oemwebshop](http://www.philips.com/oemwebshop)

### New generation Trustsight emergency drivers

See page 93



NEW

With the new Trustsight emergency family, our emergency lighting system offer is moving to next stage. Thanks to upgraded specifications, simplified choices, additional features and new battery chemistry options, Trustsight emergency range is ready to be a smart choice for today's and future emergency applications.

## Coming soon!

LED innovations in the pre-launch phase

### Xitanium track adapter drivers



NEW

In spot lighting applications, the Xitanium point source driver portfolio is targeting further miniaturization with a new driver family integrated in track adapters. The new range not only has standard on/off applications but also wireless versions, which will enable easy lighting control thanks to Casambi ecosystem compatibility.

### Xitanium WH LED drivers - YellowDot



NEW

YellowDot technology is expanding its application area with a new product being added into the portfolio. Next to the existing linear drivers, three new WH drivers (20W, 36W & 50W) compatible with YellowDot technology will be released for downlight and panel applications.

### Mini Window LEDSet driver range



UPGRADE

We are committed to strengthening the well-deserved reputation of our Mini Window drivers. With the upgraded version, the new Mini family is able to address additional requirements of point source applications. LEDSet interface, DC operation compatibility and HF ripple current reduction are the main upgrade elements supporting high-performance specifications.

Suitable for:



For further information visit [philips.com/technology](http://philips.com/technology)



# CertaDrive LED downlight and spotlight drivers

Power ratings are from 15 to 40 W with available current options from 0.35 to 1.05 A. With an optimized lifetime of 30,000 hours CertaDrive range is an ideal proposition for basic spot- and downlight applications.



## Fixed output

Product specification							
Product name	Housing	Housing	Output current range	Output voltage range	Central DC operation	SELV	Product code
	type	mm	A	V			GPC
CertaDrive 15W 0.35A 42V I 230V	1	115x45x29	0.35	32-42		•	929001422080
CertaDrive 21W 0.5A 42V I 230V	1	115x45x29	0.50	32-42		•	929001422380
CertaDrive 30W 0.7A 42V I 230V	2	105x68x32	0.70	32-42		•	929000932006
CertaDrive 44W 1.05A 42V I 230V	2	105x68x32	1.05	32-42		•	929001410880

# TrustSight LED emergency drivers

TrustSight LED emergency systems are designed for safety. Our TrustSight LED solutions are designed to secure light in case the normal mains voltage fails. The TrustSight driver immediately switches over to battery mode to light up vital objects such as escape routes.

- easy to design-in thanks to constant power
- no settings needed
- TrustSight systems complies with latest regulations for independent use.



Product specification								
Driver	Driver housing	Output Power	Output current range	Output voltage range	SELV	Self test	Pieces per box	Product code
TrustSight Basic P 15-55V 3W	190x46x32	3W	54-200mA	15-55V	•	Manual	10	913700767266
TrustSight Pro P 15-55V 3W	190x46x32	3W	54-200mA	15-55V	•	Automatic	10	913700766666
TrustSight DALI P 15-55V 3W	190x46x32	3W	54-200mA	15-55V	•	Automatic	10	929000995866
TrustSight BASIC 15-55V NiMH	205x30x21	2...5W	40-330mA	15-55V	•	Manual	10	929001642606
TrustSight PRO 15-55V NiMH	205x30x21	2...5W	40-330mA	15-55V	•	Automatic	10	929001642806
TrustSight DALI 15-55V NiMH	205x30x21	2...5W	40-330mA	15-55V	•	Automatic	10	929001640006
TrustSight BASIC 15-55V LFP	205x30x21	2...5W	40-330mA	15-55V	•	Manual	10	929001651906
TrustSight PRO 15-55V LFP	205x30x21	2...5W	40-330mA	15-55V	•	Automatic	10	929001652106
TrustSight DALI 15-55V LFP	205x30x21	2...5W	40-330mA	15-55V	•	Automatic	10	929001652306

\* Driver contains strain-relief for independent use, brackets for build-in and bi-color LED status indicator.

Batteries	Battery type	Voltage	Capacity	Emergency time (3W)	Pieces per box	Product code
TrustSight batt box NiMH 7.2V 1300mAh	NiMH	7.2V	1300mAh	1 hour	10	913700768166
TrustSight batt box NiMH 7.2V 2500mAh	NiMH	7.2V	2500mAh	3 hours	10	913700768266
TrustSight 3.6V 3cell 4000mAh battery NiMH	NiMH	3.6V	4000mAh	3 hours	10	929001652506
TrustSight 4.8V 4cell 4000mAh battery NiMH	NiMH	4.8V	4000mAh	3 hours	10	929001652606
TrustSight 6.0V 5cell 4000mAh battery NiMH	NiMH	6V	4000mAh	3 hours	10	929001652706
TrustSight 3.2V 3cell 4500mAh battery LFP	Lithium	3.2V	4500mAh	3 hours	10	929001653006
TrustSight 6.4V 4cell 3000mAh battery LFP	Lithium	6.4V	3000mAh	3 hours	10	929001653106
TrustSight 9.6V 6cell 3000mAh battery LFP	Lithium	9.6V	3000mAh	3 hours	10	929001653206

\* Batteries are mounted in box for independent use and harness (cables).

Accessories	Pieces per box	Product code
TrustSight strain relief	20	929001653306
TrustSight battery independent box	10	929001653406
TrustSight LED indicator	10	929001653606
TrustSight battery harness LFP	10	929001653606
TrustSight battery harness NiMH	10	929001682006



Create the ideal LED configuration in a minute. Saves time and upgrades your solutions. [Check philips.com/technology](http://philips.com/technology)

Suitable for:



Order at sample webshop [philips.com/oemwebshop](http://philips.com/oemwebshop)

For further information visit [philips.com/technology](http://philips.com/technology)



Create the ideal LED configuration in a minute. Saves time and upgrades your solutions. [Check philips.com/technology](http://philips.com/technology)

Suitable for:



Order at sample webshop [philips.com/oemwebshop](http://philips.com/oemwebshop)

For further information visit [philips.com/technology](http://philips.com/technology)



**reliable**  
to the max

**Xtreme drivers**

**When  
the going  
gets tough...**



# “Ultimate uptime is our selling point.”

reliable to the max

Intense heat, freezing cold, dust clouds, hail and lightning; outdoor and industrial luminaires must withstand harsh conditions as well as everyday stress from varying temperatures, moisture and physical contact. Luminaires are furthermore increasingly used as valuable data collectors for city and building management systems. And in outdoor applications, where service and maintenance is costly, reliability is an absolute must. We help you meet all these challenges.

#### Rock solid

Our robust Xitanium LED Xtreme drivers are specifically designed to withstand powerful vibrations, high moisture levels, driver case temperatures of up to 90°C and severe power surges (now up to 10 kV). This results in an industry-leading 100,000 hours lifetime, a survival rate of 90% and a five year warranty. These are powerful arguments for customers who want to minimize the need for repairs - because they know what that costs.

#### SR and programmable

For those who manage 'smart cities' and 'smart buildings' we offer our expanding range of SR drivers. Our lite programmable configuration offers a carefully selected feature set and was recently upgraded (see 'just released' section). For complete flexibility with a wide range of features, choose the full programmable LED drivers. Both ranges provide unrivalled efficacy and superior specs and features, such as SimpleSet technology to effortlessly configure the driver without turning it on. And finally, our new SR outdoor drivers can be combined with the new EasyAir outdoor modules and feature a new universal SR connector - a future-proof solution that can be phased in as and when investment becomes available.

#### Paul Sloekers

Product manager  
xtreme drivers

## Just released!

Order now at  
[www.philips.com/oemwebshop](http://www.philips.com/oemwebshop)

#### Xitanium LED full programmable Xtreme

See page 100



NEW

100W in C165W housing: specification upgrade (new code) towards 10 kV surge protection (CM), and driver temperature limit (DTL).

#### Xitanium LED lite programmable Xtreme

See page 102



NEW

New 75W and 110W in C133 housing 10 kV surge protection (CM), 5-step DynaDimmer, MainsGuard, DTL, and full diagnostics.

## Coming soon!

LED innovations in the pre-launch phase

We are working on various new launches throughout the Xtreme driver range.

Suitable for:



Industry



Outdoor

Order at sample webshop  
[philips.com/oemwebshop](http://philips.com/oemwebshop)

For further information visit [philips.com/technology](http://philips.com/technology)

## Xitanium LED drivers - SR

Our new Philips Xtreme SR drivers are ideal for use in outdoor applications. These robust drivers feature the SR interface and can be used in combination with the new EasyAir outdoor module (see page 33), intelligent photocells, or the many smart city management systems developed by our SR certified partners. The integrated power supply, accurate energy metering and extended diagnostics reduces the component count and simplifies the design significantly. The integration also increases system reliability. Combined with the new universal SR connector, these drivers offer future-proof solutions for the phased investment capabilities of municipal authorities.

For more information go to [philips.com/xitaniumsr](http://philips.com/xitaniumsr)



### Product specification

Product name	Housing	Output current range	Output voltage range	Dimming range	Efficiency @ 100% load	Lifetime @ Tc life	Diagnostics via SR interface	DALI power supply via SR interface max power 0.5W	24V power supply 3W average power / 10W peak	Energy metering accuracy	Product code
		mA	V	%	%	hrs				%	GPC
Xitanium SR 12W 0.2-0.7A C133 sXt	C133	200-700	8-32	100-10	83	100000	-	-	-	1	929001613506
Xitanium SR 22W 0.2-0.7A C133 sXt	C133	200-700	16-48	100-10	85	100000	-	-	-	1	929001598306
Xitanium SR 22W 0.3-1.0A C133 sXt	C133	300-1050	8-32	100-10	85	100000	-	-	-	1	929001573706
Xitanium SR 40W 0.2-0.7A C133 sXt	C133	200-700	25-77	100-10	86	100000	-	-	-	1	929001573506
Xitanium SR 40W 0.3-1.0A C133 sXt	C133	300-1050	20-54	100-10	86	100000	-	-	-	1	929001573606
Xitanium SR 75W 0.2-0.7A S240 sXt	S240	200-700	50-150	100-10	92	100000	-	-	-	1	929001507706
Xitanium SR 75W 0.3-1.0A S240 sXt	S240	300-1050	20-100	100-10	91	100000	-	-	-	1	929001507806
Xitanium SR 150W 0.2-0.7A S240 sXt	S240	200-700	90-283	100-10	90	100000	-	-	-	1	929001507506
Xitanium SR 150W 0.3-1.0A S240 sXt	S240	300-1050	70-214	100-10	90	100000	-	-	-	1	929001507606

\* Standard features: Input voltage range 170-264V, Surge protection DM/CM 6/8kV, SimpleSet, DynaDimmer, Module Temperature Protection

## Xitanium LED drivers - programmable Xtreme

Our Xitanium programmable Xtreme LED drivers with global input voltage (UL, ENEC) are designed to deliver high performance, protection and configurability. The Xtreme technology ensures maximum robustness and protection with a very long lifetime. Configuration of programmable drivers can be done via DALI and the MultiOne software.



### Product specification

Product name	Housing	Output current range	Min Current	Output voltage range	Output power	Class	Surge protection DM/CM	Efficiency range, max load	Inrush current peak (230V)	Inrush current width to 50%	Power factor, 100% load	Tc life	DALI	1-10V	Dyna Dimmer	Module Temp. Protection	Product code
	type	mA	mA	V	W	I/II	kV	%	A	µs		°C					GPC
Xitanium 40W 0.7A Prog+ GL-J sXt	J-can	350-700	50	29-57	3-40	I/II	4/4	88	65	100	0.97	74	•	•	•	•	929000708803
Xitanium 75W 0.35-0.7A Prog+ GL-F sXt	F-can	350-700	50	80-152	6-75	I	3/3	90	108	140	0.97	70	•	•	•	•	929000702302
Xitanium 75W 0.1-1.05A Prog+ sXt	F-can	350-1050	100	36-75	6-75	I	4/4	90	100	160	0.97	70	•	•	•	•	929000708903
Xitanium 100W 0.70A Prog+ GL-Z sXt	Z-can	350-700	100	71-143	10-100	I/II	4/4	92	80	150	0.97	75	•	•	•	•	929000708703
Xitanium 150W 0.35-0.7A GL Prog sXt	F-can	350-700	50	125-280	15-150	I	3/3	91	108	140	0.97	70	•	•	•	•	929000702202
Xitanium 150W 0.1-1.05A GL Prog sXt	F-can	350-1050	100	70-148	15-150	I/II	4/4	92	110	150	0.97	70	•	•	•	•	929000709003
Xitanium 300W 0.35-1.5A Prog+ GL-R sXt	R-can	350-1500	100	80-280	21-300	I/II	4/4	93	170	220	0.98	64	•	•	•	•	929000712703

Input voltage range 120-277 Vac  
Lifetime @ Tc life, 90% survivals 100,000 hrs

### Module recommendation

Driver type	Suitable module
Xitanium 150W 0.3-0.7A Prog+ GL-F sXt	Fortimo FastFlex 2x8/740 G4



Create the ideal LED configuration in a minute. Saves time and upgrades your solutions. [Check philips.com/technology](http://philips.com/technology)

### MultiOne Software

Configure our drivers to your customers needs. Fast and simple. [Free download via philips.com/multione](http://philips.com/multione)



Create the ideal LED configuration in a minute. Saves time and upgrades your solutions. [Check philips.com/technology](http://philips.com/technology)

### MultiOne Software

Configure our drivers to your customers needs. Fast and simple. [Free download via philips.com/multione](http://philips.com/multione)

Suitable for:



Order at sample webshop [philips.com/oemwebshop](http://philips.com/oemwebshop)

For further information visit [philips.com/technology](http://philips.com/technology)



# Xitanium LED drivers - lite programmable Xtreme



## Product specification

Product name	Housing	Output current range	Output voltage range	Output power	Surge protection CM/DM	Dimming range	Efficiency @ 100% load	Inrush current peak	Inrush current width to 50%	Power factor, 100% load	Simple-Set	1-10 V	Dyna-Dimmer (5-step)	Driver Temp. Limit	Mains-Guard	Product code
	type	mA	V	W	kV	%	%	A	µs							GPC
Xi LP 22W 0.2-0.7A S1 230V C123 sXt	C123	200-700	16-48	1-22	10/6	100-10	87	15	320	0.99	•	•	•	•	•	929001627006
Xi LP 22W 0.3-1.0A S1 230V C123 sXt	C123	300-1050	8-32	1-22	10/6	100-10	87	15	320	0.99	•	•	•	•	•	929001532306
Xi LP 40W 0.2-0.7A S1 230V C123 sXt	C123	200-700	25-77	1.8-40	10/6	100-10	90	22	250	0.98	•	•	•	•	•	929001537106
Xi LP 40W 0.3-1.0A S1 230V C123 sXt	C123	300-1050	20-54	1.5-40	10/6	100-10	90	22	250	0.98	•	•	•	•	•	929001532406
Xi LP 75W 0.2-0.7A S1 230V C133 sXt	C133	200-700	50-150	3.5-75	10/6	100-10	91	43	270	0.98	•	•	•	•	•	929000964206
Xi LP 75W 0.3-1.0A S1 230V C133 sXt	C133	300-1050	35-108	3.5-75	10/6	100-10	91	43	270	0.98	•	•	•	•	•	929000964006
Xi LP 75W 0.5-1.5A S1 230V C133 sXt	C133	500-1500	25-75	3.5-75	10/6	100-10	90	43	270	0.98	•	•	•	•	•	929000964306
Xi LP 110W 0.2-0.7A S1 230V C133 sXt	C133	200-700	70-220	5-110	10/6	100-10	91	45	270	0.98	•	•	•	•	•	929000964106
Xi LP 110W 0.3-1.0A S1 230V C133 sXt	C133	300-1050	50-160	5-110	10/6	100-10	91	45	270	0.98	•	•	•	•	•	929000964606
Xi LP 165W 0.2-0.7A S1 230V C170 sXt	C170	200-700	100-300	7-165	10/6	100-10	93	41	440	0.98	•	•	•	•	•	929000964406
Xi LP 165W 0.3-1.0A S1 230V C170 sXt	C170	300-1000	80-235	7-165	10/6	100-10	93	41	440	0.98	•	•	•	•	•	929000964706
Xi LP 165W 0.5-1.5A S1 230V C170 sXt	C170	500-1500	54-157	7-165	10/6	100-10	93	41	440	0.98	•	•	•	•	•	929001571906

Input voltage range 220-240 Vac  
Tc life 75°C  
Lifetime @ Tc life, 90% survivals 100,000 hrs

new

# Xitanium LED drivers - single output current

Our Philips Xitanium LED drivers with single output current provide constant current output, optimal for a single string of LEDs. The family offers a selection of drivers with different currents and wattages in a range of convenient form factors. The lower wattage versions are SELV (safety extra low voltage) compliant, enabling easy LED light engine design.



## Product specification (Otd)

Product name	Housing	Output current	Output voltage	Type of dimming	Power factor 100% load	Product code
	type	Ma	V			GPC
LED driver outdoor 12W/0.35A-33V 230V	1	350	2.6-33.0	n.a.	0.90	913700615882
LED driver outdoor 17W/0.70A-24V 230V	2	700	2.6-24.6	n.a.	0.90	913700615982

### Fixed

Input voltage range 220-240 Vac  
Lifetime @ Tc life, 90% survivals 50,000 hrs

Xtreme drivers



Create the ideal LED configuration in a minute. Saves time and upgrades your solutions. [Check philips.com/technology](http://philips.com/technology)

## MultiOne Software

Configure our drivers to your customers needs. Fast and simple. [Free download via philips.com/multione](http://philips.com/multione)

Suitable for:



Order at sample webshop [philips.com/oemwebshop](http://philips.com/oemwebshop)

For further information visit [philips.com/technology](http://philips.com/technology)

Suitable for:



Order at sample webshop [philips.com/oemwebshop](http://philips.com/oemwebshop)

For further information visit [philips.com/technology](http://philips.com/technology)



Create the ideal LED configuration in a minute. Saves time and upgrades your solutions. [Check philips.com/technology](http://philips.com/technology)

## Xitanium LED drivers 1-10V dimmable

Our Xitanium Xtreme single current LED drivers bring performance, value for money, long life and reliability to demanding outdoor and industrial LED lighting applications. Ideal for road lighting, urban street lighting, area/flood lighting, high-bay lighting and tunnels, they are designed to be easy to integrate into your luminaires. The drivers are compact, and you can choose between build-in and independent versions that are protected against water and dust ingress to IP67. The range includes 75, 150 and 250 W versions with lifetimes up to 100,000 hours. The light output is fully adjustable via a 1 to 10 V analog dimming interface.



### Product specification

Product name	Housing	Electrical class	Output current	Output voltage range	Output power	Surge protection CM/DM	Efficiency range @ 100% load	Inrush current peak	Inrush current width to 50%	Power factor, 100% load	Power factor, dimmed 50%	Tc life	Product code
	type		mA	V	W	kV	%	A	µs			°C	GPC
Xitanium 75W 0.70A 1-10V 230V C165 sXt	C165	Class I & II	700	52-107	3.7-75	8/6	91	31	390	0.98	0.94	75	929001405306
Xitanium 75W 1.05A 1-10V 230V C165 sXt	C165	Class I & II	1050	36-75	3.7-75	8/6	91	31	390	0.98	0.94	75	929001405406
Xitanium 150W 0.70A 1-10V 230V S240 sXt	S240	Class I & II	700	100-214	7-150	8/6	92	34	475	0.99	0.97	75	929001405506
Xitanium 150W 1.05A 1-10V 230V S240 sXt	S240	Class I & II	1050	72-150	8-150	8/6	91	34	475	0.99	0.97	75	929001405606
Xitanium 250W 0.70A 1-10V 230V Q	Q-can	Class I	700	158-357	25-250	6/6	94	38	625	0.98	0.95	80	929000838508
Xitanium 75W 0.70A 1-10V 230V I220	I220	Class I & II	700	52-107	4-75W	8/6	90	31	400	0.98	0.95	70	929001405706
Xitanium 150W 0.70A 1-10V 230V I220	I220	Class I & II	700	100-214	7-150W	8/6	92	34	475	0.99	0.98	70	929001405806
Xitanium Dim 250W 0.70A 1-10V 230V I220	I220	Class I	700	178-357	25-250	6/6	94	38	625	0.98	0.95	70	929001404706

Type of dimming 1-10V  
Dimming range 100-10%  
Input voltage range 220-240 Vac  
Lifetime @ Tc life, 90% survivals 100,000 hrs

Suitable for:



Order at sample webshop  
philips.com/oemwebshop

For further information visit [philips.com/technology](http://philips.com/technology)



Create the ideal LED configuration in a minute. Saves time and upgrades your solutions. [Check philips.com/technology](http://Check philips.com/technology)

## Xitanium LED drivers - low voltage DC input

Our Xitanium LED drivers with low voltage DC input are designed for off-grid solutions running on battery (direct current) power. The drivers incorporate dimming intelligence, which translates the often-scarce energy collected by the solar system or wind turbine into the best possible system performance and reliability. Originally optimized for use with Fortimo FastFlex LED board gen 3, the drivers can be used with different light LED engines.



### Product specification

Product name	Output current	Output voltage	Type of dimming	Dimming range	Temperature protection	Input voltage range (DC)	Product code
	mA	V		%		V	GPC
Xitanium 40W 0.2-0.7A LS 12-24V	200-700	40-100	Programmable LumiStep	100-10	•	10.5-32	929000611903
Xitanium 70W 0.2-0.7A LS 12-24V	200-700	40-100	Programmable LumiStep	100-10	•	10.5-32	929000612003

Lifetime @ Tc life, 90% survivals 50,000 hrs

### Module recommendation

Driver type	Suitable module
Xitanium 40W 0.2-0.7A LS 12-24V	Fortimo FastFlex LED board G3

Suitable for:



Order at sample webshop  
philips.com/oemwebshop

For further information visit [philips.com/technology](http://philips.com/technology)



Create the ideal LED configuration in a minute. Saves time and upgrades your solutions. [Check philips.com/technology](http://Check philips.com/technology)

# Surge protection devices

Our surge protection devices are the ideal solution to the challenge of using LEDs in outdoor lighting. The SPD protects the complete system against high surges that can occur due to for example lightning strikes. Essential for LED systems installed in high-risk areas, the advantages of using the SPD are not limited only to LED systems. The product can be used in any new or existing lighting solution, regardless of technology.



### Product specification

Commercial name	Rated Input voltage range	Power grids	Discharge voltage	Discharge current (L-N)	Discharge current (L/N-GND)	Tc life	T amb	Product code
	Vac	Type	kV	kA	kA	°C	°C	GPC
Xtreme surge protector I	220-240	TN, TT, IT	10	5	5	80	-40, 85	929000886906
Surge protector class-I	230	TN, TT	10	5	5	80	-40, 85	929001607006
Surge protector class-II	230	TN, TT	10	5	5	80	-40, 85	929001607106

Lifetime @ Tc life, 90% survivals 100,000 hrs

Suitable for:



Outdoor

Order at sample webshop  
[philips.com/oemwebshop](https://philips.com/oemwebshop)

For further information visit [philips.com/technology](https://philips.com/technology)



Create the ideal LED configuration in a minute. Saves time and upgrades your solutions. Check [philips.com/technology](https://philips.com/technology)





**ultimate**  
shopping  
experience

**Retail display lighting**

**Lighting  
products,  
brightening  
faces**

# “With the premium light quality.”

The key need of food and fashion retailers is to make merchandise stand out at the point-of-purchase while consuming less power. That's why we have developed our InteGrade LED system gen 3 portfolio, which brings unrivaled product visibility, attractiveness and efficiency.

## Premium light quality, throughout the store

Our new InteGrade gen 3 family offers you superior visual display with best-in-class efficiency. And you can lower energy costs at the same time. We offer two color ranges: premium white and standard.

Premium white color lights up shoppers' desire with an optimized color spectrum for enhanced white performance and astonishingly lively rich colors with typical CRI 93 while providing an outstanding efficacy up to 125 lm/W to enable lower power consumption. Combined with our premium white spotlighting solutions, the InteGrade LED system premium white gen 3 enables you to create a single look and feel for the whole store, for the ultimate shopping experience. Standard color range enables product colors to look natural by means of its specially formulated CRI 90 LEDs, including the food version featuring a single color line of light.

Also great news: InteGrade high flux family, with its breathtaking performance. Its exceptional uniform light distribution brings the light right down to the lowest shelf. The bright, high-quality light displays products more attractively even when behind a glass door. Its miniaturized design means the light source itself is out of sight, which further maximizes attention on the products. InteGrade high flux is now available in premium white to combine the best of both worlds.

## Maximum design flexibility

We offer you maximum design flexibility thanks to a range of engine lengths, color temperatures, accessories and constant voltage LED drivers. The modular components fit together easily to simplify design-in and ensure hassle-free installation.

## Melike Yavuz

Product manager  
retail display lighting


ultimate shopping experience



## Just released!

### CertaFlux RDL gen 1

See page 122



Discount and price-fighter retail chains focus on costs. They leverage purchasing power to deliver value, and the customer expects affordable prices and a functional shopping experience. The lighting must support this image, which is where our CertaFlux RDL portfolio comes in. It has established itself as an energy-efficient way to deliver the quality of light this cost-sensitive retail sector is looking for, especially in cooler and shelf applications.

## Coming soon!

LED innovations in the pre-launch phase

### Fortimo LEDFlex gen 1

Extending RDL business from Refrigeration Display Lighting to Retail Display Lighting! Fortimo LEDFlex gen 1 will be our new flexible LED strip portfolio. We will offer two color ranges: premium white and standard. Combined with our premium white spotlighting solutions and premium white InteGrade LED system gen 3, Fortimo LEDFlex gen 1 will enable you to create a single look and feel for the whole store, for the ultimate shopping experience.

Suitable for:



Retail

For further information visit [philips.com/technology](https://philips.com/technology)



# Philips InteGrade LED products

## InteGrade LED system gen 3 - premium white range

The InteGrade LED system gen 3 has been designed for ultimate product attractiveness through a combination of a superior light quality, best light distribution and state-of-art efficacy. This range offers two color ranges: premium white and standard. The premium white color range offers an optimized color spectrum, enabling enhanced white performance and astonishingly lively rich colors for superior visual display of the merchandize with typical CRI 93. It also provides an outstanding efficacy up to 125 lm/W to enable lower power consumption. The standard color range enables product colors look natural by means of its specially-formulated CRI 90 LEDs, including the food version featuring a single color line of light.

The third generation of the very successful InteGrade range includes a brand new canopy version featuring a slim and miniaturized design with a breakthrough optical design enabling a perfect uniform light distribution in the chillers. Furthermore a new InteGrade engine and fixture narrow beam vision provides higher lumen levels while maintaining a slim design suitable for aesthetic integration in, for example, chiller doors, where there is no room to place a sizable lighting solution. What's more, the InteGrade high flux is available in premium white to combine the best of both worlds: high flux with premium white takes the product visibility and product attractiveness to the ultimate level, and stimulates the desire to buy.

An ultimate shopping experience can be created by the combination of the InteGrade LED system premium white and existing premium white spot lighting solutions, enabling one look and feel in the store. InteGrade LED engines have been designed to match the most common application lengths, reducing the number of components needed per installation. Yet they maintain outstanding flexibility through their modular design, enabling the creation of odd-size lighting solutions to match every project specification. Thanks to a range of engine lengths, fixtures, accessories like mounting profiles, mounting clips, power cables, and constant voltage LED drivers, the InteGrade LED system gen 3 offers maximum design flexibility and plug and play simplicity to enable a vast variety of innovative systems with style, modernity and functionality.



## For shelf lighting

### InteGrade engine value premium white gen 3

#### Product specification

Product name	Power consumption	Lumen	Color rendering index	Correlated color temperature*	Product code
	W, typical ± 20%	lm, typical ± 20%	CRI, typical	K	GPC
InteGrade engine Va 140mm 930 PW G3	0,8	85	93	3000	929001567506
InteGrade engine Va 575mm 930 PW G3	3,4	380	93	3000	929001567606
InteGrade engine Va 855mm 930 PW G3	4,9	550	93	3000	929001567706
InteGrade engine Va 1150mm 930 PW G3	6,7	760	93	3000	929001567806
InteGrade engine Va 140mm 940 PW G3	0,8	90	93	4000	929001567906
InteGrade engine Va 575mm 940 PW G3	3,4	420	93	4000	929001568006
InteGrade engine Va 855mm 940 PW G3	4,9	600	93	4000	929001568106
InteGrade engine Va 1150mm 940 PW G3	6,7	840	93	4000	929001568206

\* Correlated color temperature within 5 SDCM range

### InteGrade engine vision premium white gen 3

#### Product specification

Product name	Power consumption	Lumen	Color rendering index	Correlated color temperature*	Product code
	W, typical ± 20%	lm, typical ± 20%	CRI, typical	K	GPC
InteGrade engine Vi 140mm 930 PW G3	1,6	170	93	3000	929001568306
InteGrade engine Vi 575mm 930 PW G3	6,9	750	93	3000	929001568406
InteGrade engine Vi 855mm 930 PW G3	10,1	1090	93	3000	929001568506
InteGrade engine Vi 1150mm 930 PW G3	13,8	1500	93	3000	929001568606
InteGrade engine Vi 140mm 940 PW G3	1,6	180	93	4000	929001568706
InteGrade engine Vi 575mm 940 PW G3	6,9	800	93	4000	929001568806
InteGrade engine Vi 855mm 940 PW G3	10,1	1160	93	4000	929001568906
InteGrade engine Vi 1150mm 940 PW G3	13,8	1600	93	4000	929001569006

\* Correlated color temperature within 5 SDCM range

## For canopy lighting

### InteGrade engine uniform beam value premium white gen 3

#### Product specification

Product name	Power consumption	Lumen	Color rendering index	Correlated color temperature*	Product code
	W, typical ± 20%	lm, typical ± 20%	CRI, typical	K	GPC
InteGrade engine UB Va 855mm 930 PW G3	9,6	940	93	3000	929001626606
InteGrade engine UB Va 1150mm 930 PW G3	12,8	1250	93	3000	929001626806
InteGrade engine UB Va 855mm 940 PW G3	9,6	1025	93	4000	929001626706
InteGrade engine UB Va 1150mm 940 PW G3	12,8	1350	93	4000	929001626906

\* Correlated color temperature within 5 SDCM range

### InteGrade engine uniform beam vision premium white gen 3

#### Product specification

Product name	Power consumption	Lumen	Color rendering index	Correlated color temperature*	Product code
	W, typical ± 20%	lm, typical ± 20%	CRI, typical	K	GPC
InteGrade engine UB Vi 140mm 930 PW G3	2,5	250	93	3000	929001572506
InteGrade engine UB Vi 575mm 930 PW G3	10	1000	93	3000	929001569706
InteGrade engine UB Vi 855mm 930 PW G3	15	1500	93	3000	929001569806
InteGrade engine UB Vi 1150mm 930 PW G3	20	2000	93	3000	929001569906
InteGrade engine UB Vi 140mm 940 PW G3	2,5	280	93	4000	929001572606
InteGrade engine UB Vi 575mm 940 PW G3	10	1100	93	4000	929001570006
InteGrade engine UB Vi 855mm 940 PW G3	15	1650	93	4000	929001570106
InteGrade engine UB Vi 1150mm 940 PW G3	20	2200	93	4000	929001570206

\* Correlated color temperature within 5 SDCM range

Suitable for:



Retail

For further information visit [philips.com/technology](https://philips.com/technology)

# Philips InteGrade LED products



For chillers with doors

## InteGrade engine narrow beam value premium white gen 3

### Product specification

Product name	Power consumption	Lumen	Color rendering index	Correlated color temperature*	Product code
	W, typical ± 20%	lm, typical ± 20%	CRI, typical	K	GPC
InteGrade engine NB Va 140mm 930 PW G3	1	115	93	3000	929001569106
InteGrade engine NB Va 575mm 930 PW G3	4,5	500	93	3000	929001569206
InteGrade engine NB Va 1430mm 930 PW G3	11	1230	93	3000	929001569306
InteGrade engine NB Va 140mm 940 PW G3	1	120	93	4000	929001569406
InteGrade engine NB Va 575mm 940 PW G3	4,5	530	93	4000	929001569506
InteGrade engine NB Va 1430mm 940 PW G3	11	1300	93	4000	929001569606

\* Correlated color temperature within 5 SDCM range

## InteGrade engine narrow beam vision premium white gen 3

### Product specification

Product name	Power consumption	Lumen	Color rendering index	Correlated color temperature*	Product code
	W, typical ± 20%	lm, typical ± 20%	CRI, typical	K	GPC
InteGrade engine NB Vi 140mm 930 PW G3	2,7	280	93	3000	929001605406
InteGrade engine NB Vi 1430mm 930 PW G3	27,2	2850	93	3000	929001571706
InteGrade engine NB Vi 140mm 940 PW G3	2,7	300	93	4000	929001605506
InteGrade engine NB Vi 1430mm 940 PW G3	27,2	3100	93	4000	929001571806

\* Correlated color temperature within 5 SDCM range

## InteGrade fixture narrow beam value premium white gen 3

### Product specification

Product name	Power consumption	Lumen	Color rendering index	Correlated color temperature*	Product code
	W, typical ± 20%	lm, typical ± 20%	CRI, typical	K	GPC
InteGrade F NB Va 1500mm 930 PW SD G3	11	1230	93	3000	929001572006
InteGrade F NB Va 1500mm 930 PW CTR G3	22	2460	93	3000	929001572106
InteGrade F NB Va 1500mm 940 PW SD G3	11	1300	93	4000	929001572206
InteGrade F NB Va 1500mm 940 PW CTR G3	22	2600	93	4000	929001572306

\* Correlated color temperature within 5 SDCM range

## InteGrade fixture narrow beam vision premium white gen 3

### Product specification

Product name	Power consumption	Lumen	Color rendering index	Correlated color temperature*	Product code
	W, typical ± 20%	lm, typical ± 20%	CRI, typical	K	GPC
InteGrade F NB Vi 1500mm 930 PW SD G3	26,2	2850	93	3000	929001570306
InteGrade F NB Vi 1500mm 930 PW CTR G3	52,4	5700	93	3000	929001570406
InteGrade F NB Vi 1500mm 940 PW SD G3	26,3	3100	93	4000	929001570506
InteGrade F NB Vi 1500mm 940 PW CTR G3	52,6	6200	93	4000	929001570606

\* Correlated color temperature within 5 SDCM range

Suitable for:



Retail

For further information visit [philips.com/technology](http://philips.com/technology)

For canopy and chillers with doors

## InteGrade engine high flux premium white gen 3

### Product specification

Product name	Power consumption	Lumen	Color rendering index	Correlated color temperature*	Product code
	W, typical ± 20%	lm, typical ± 20%	CRI, typical	K	GPC
InteGrade engine HF 140mm 930 PW G3	4,4	400	93	3000	929001605606
InteGrade engine HF 575mm 930 PW G3	17,5	1575	93	3000	929001605706
InteGrade engine HF 1150mm 930 PW G3	34,9	3150	93	3000	929001605806
InteGrade engine HF 140mm 940 PW G3	4	400	93	4000	929001605906
InteGrade engine HF 575mm 940 PW G3	16,1	1575	93	4000	929001606006
InteGrade engine HF 1150mm 940 PW G3	32,2	3150	93	4000	929001606106

\* Correlated color temperature within 5 SDCM range

Note: InteGrade high flux engines are not standalone engines and they might need to be integrated with a heatsink for thermal management and to achieve 50 khrs lifetime.

## Constant voltage drivers

### Product name

Product name	Product code (GPC)
LED power driver 20W 24V	929000654006
LED power driver 80W 24V	929000653906
LED power driver 100W 24V 100/240V	929001430080
LED power driver 75W - 24V PP ItG-N plug*	929000869613
Xitanium 77W 100-277V 3.2A XI077C320V024FNS1M *	929001708113
Xitanium 100W 100-277V 4.1A XI100C410V024FNS1M*	929000771913
LED driver outdoor 100W 100-240V 24V**	929000485303

\* Only for NAM region

\*\* Only for Japan

## Accessories

### Product code (GPC)

Accessories	Product code (GPC)
<b>Clips</b>	
InteGrade mounting clip shelf arm V2	929000957806
InteGrade engine clip shelf arm G2	929001516006
InteGrade engine mounting clip G2	929001516106
InteGrade mounting clip under shelf	929000643903
InteGrade engine clip magnetic	929001624606
InteGrade mounting clip canopy	929001571106
InteGrade engine clip mullion side	929001624506
InteGrade engine clip mullion center	929001624406
InteGrade mounting clip for T style prof	929000853213

### Profiles

InteGrade profile 875mm(34")	929000643413
InteGrade profile 1175mm(46")	929000643313
InteGrade profile 2000mm(79")	929000654413
InteGrade profile 2000mm(79") F style	929000654313
InteGrade profile 2000mm(79") L style	929000654513
InteGrade prof 2000mm(79") T style CTR	929000853013
InteGrade profile 2000mm(79") T style SD	929000853113
InteGrade profile 2356mm (93") M style	929000871313

### Power cables - to connect engine to driver

InteGrade power cable 0.7m white	929001625306
InteGrade power cable 1m(39") black	929000641014
InteGrade power cable 2.5m(98") black	929000641114
InteGrade cable 1m(39") black angle	929000644614
InteGrade cable 2.5m(98") black angle	929000644814
InteGrade power cable 1m(39") white	929000645614
InteGrade power cable 1.85m white	929001625206
InteGrade power cable 2.5m(98") white	929000644514
InteGrade cable 1m(39") white angle	929000644714
InteGrade cable 2.5m(98") white angle	929000644914
InteGrade power cable 3m black angle	929001650106
InteGrade power cable 6m white	929001624806
InteGrade spacer cable 113mm white	929001625106
InteGrade spacer cable 0.3m black	929001625006
InteGrade spacer cable 0.5m black	929000645014
InteGrade spacer cable 0.5m white	929000645114
InteGrade spacer cable M 0.7m 5.5c black	929001624706
InteGrade extension cab 1.5m(59")black	929000874413
InteGrade Y cable black	929000874313

Suitable for:



Retail

For further information visit [philips.com/technology](http://philips.com/technology)

# Philips InteGrade LED products

## InteGrade LED system gen 3 - standard color range

The InteGrade LED system gen 3 has been designed for ultimate product attractiveness through a combination of a superior light quality, best light distribution and state-of-art efficacy. This range offers two color ranges: premium white and standard. The premium white color range offers an optimized color spectrum, enabling enhanced white performance and astonishingly lively rich colors for superior visual display of the merchandize with typical CRI 93. It also provides an outstanding efficacy up to 125 lm/W to enable lower power consumption. The standard color range enables product colors look natural by means of its specially-formulated CRI 90 LEDs, including the food version featuring a single color line of light.

The third generation of the very successful InteGrade range includes a brand new canopy version featuring a slim and miniaturized design with a breakthrough optical design enabling a perfect uniform light distribution in the chillers. Furthermore a new InteGrade engine and fixture narrow beam vision provides higher lumen levels while maintaining a slim design suitable for aesthetic integration in, for example, chiller doors, where there is no room to place a sizable lighting solution.

InteGrade LED engines have been designed to match the most common application lengths, reducing the number of components needed per installation. Yet they maintain outstanding flexibility through their modular design, enabling the creation of odd-size lighting solutions to match every project specification. Thanks to a range of engine lengths, fixtures, accessories like mounting profiles, mounting clips, power cables, and constant voltage LED drivers, the InteGrade LED system gen 3 offers maximum design flexibility and plug and play simplicity to enable a vast variety of innovative systems with style, modernity and functionality.



## For shelf lighting

### InteGrade engine value gen 3

#### Product specification

Product name	Power consumption	Lumen	Color rendering index	Correlated color temperature*	Product code
	W, typical ± 20%	lm, typical ± 20%	CRI, min	K	GPC
InteGrade engine Va 140mm 930 G3	0,9	85	90	3000	929001574606
InteGrade engine Va 575mm 930 G3	3,9	380	90	3000	929001574706
InteGrade engine Va 855mm 930 G3	5,7	550	90	3000	929001574806
InteGrade engine Va 1150mm 930 G3	7,8	760	90	3000	929001574906
InteGrade engine Va 140mm 935 G3	0,8	80	90	3500	929001641006
InteGrade engine Va 575mm 935 G3	3,6	355	90	3500	929001641106
InteGrade engine Va 855mm 935 G3	5,2	510	90	3500	929001641206
InteGrade engine Va 1150mm 935 G3	7,2	710	90	3500	929001641306
InteGrade engine Va 140mm 940 G3	0,9	90	90	4000	929001575006
InteGrade engine Va 575mm 940 G3	3,9	420	90	4000	929001575106
InteGrade engine Va 855mm 940 G3	5,7	600	90	4000	929001575206
InteGrade engine Va 1150mm 940 G3	7,8	840	90	4000	929001575306
InteGrade engine Va 140mm 956 G3	1,0	105	90	5600	929001617906
InteGrade engine Va 575mm 956 G3	3,9	420	90	5600	929001618006
InteGrade engine Va 855mm 956 G3	5,8	630	90	5600	929001618106
InteGrade engine Va 1150mm 956 G3	7,8	840	90	5600	929001618206
InteGrade engine Va 140mm WWR G3	0,7	70	90	-	929001575406
InteGrade engine Va 575mm WWR G3	3,2	310	90	-	929001575506
InteGrade engine Va 855mm WWR G3	4,7	450	90	-	929001575606
InteGrade engine Va 1150mm WWR G3	6,4	620	90	-	929001575706

\* Correlated color temperature within 5 SDCM range

### InteGrade engine vision gen 3

#### Product specification

Product name	Power consumption	Lumen	Color rendering index	Correlated color temperature*	Product code
	W, typical ± 20%	lm, typical ± 20%	CRI, min	K	GPC
InteGrade engine Vi 140mm 930 G3	1,7	170	90	3000	929001575806
InteGrade engine Vi 575mm 930 G3	7,3	750	90	3000	929001575906
InteGrade engine Vi 855mm 930 G3	10,7	1090	90	3000	929001576006
InteGrade engine Vi 1150mm 930 G3	14,6	1500	90	3000	929001576106
InteGrade engine Vi 140mm 935 G3	1,6	155	90	3500	929001641406
InteGrade engine Vi 575mm 935 G3	6,9	680	90	3500	929001641506

>>

### << InteGrade engine vision gen 3

#### Product specification

Product name	Power consumption	Lumen	Color rendering index	Correlated color temperature*	Product code
	W, typical ± 20%	lm, typical ± 20%	CRI, min	K	GPC
InteGrade engine Vi 855mm 935 G3	10,1	990	90	3500	929001641606
InteGrade engine Vi 1150mm 935 G3	13,8	1365	90	3500	929001641706
InteGrade engine Vi 140mm 940 G3	1,7	180	90	4000	929001576206
InteGrade engine Vi 575mm 940 G3	7,3	800	90	4000	929001576306
InteGrade engine Vi 855mm 940 G3	10,7	1160	90	4000	929001576406
InteGrade engine Vi 1150mm 940 G3	14,6	1600	90	4000	929001576506
InteGrade engine Vi 140mm 956 G3	1,9	200	90	5600	929001618306
InteGrade engine Vi 575mm 956 G3	7,4	800	90	5600	929001618406
InteGrade engine Vi 855mm 956 G3	11,1	1200	90	5600	929001618506
InteGrade engine Vi 1150mm 956 G3	14,9	1600	90	5600	929001618606
InteGrade engine Vi 140mm WWR G3	1,5	150	90	-	929001576606
InteGrade engine Vi 575mm WWR G3	6,6	650	90	-	929001576706
InteGrade engine Vi 855mm WWR G3	9,7	950	90	-	929001576806
InteGrade engine Vi 1150mm WWR G3	13,2	1300	90	-	929001576906
InteGrade engine Vi HL 140mm 935 G3**	2,4	240	90	3500	929001651506
InteGrade engine Vi HL 575mm 935 G3**	9,6	950	90	3500	929001651606
InteGrade engine Vi HL 855mm 935 G3**	14,4	1425	90	3500	929001651706
InteGrade engine Vi HL 1150mm 935 G3**	19,2	1875	90	3500	929001651806

\* Correlated color temperature within 5 SDCM range

\*\* Only for NAM region

## For canopy lighting

### InteGrade engine uniform beam value gen 3

#### Product specification

Product name	Power consumption	Lumen	Color rendering index	Correlated color temperature*	Product code
	W, typical ± 20%	lm, typical ± 20%	CRI, min	K	GPC
InteGrade engine UB Va 855mm 930 G3	9,4	890	90	3000	929001603706
InteGrade engine UB Va 1150mm 930 G3	13	1200	90	3000	929001603806
InteGrade engine UB Va 855mm 940 G3	9,4	970	90	4000	929001603906
InteGrade engine UB Va 1150mm 940 G3	13	1300	90	4000	929001604006
InteGrade engine UB Va 855mm WWR G3	7,9	700	90	-	929001604106
InteGrade engine UB Va 1150mm WWR G3	11	900	90	-	929001604206

\* Correlated color temperature within 5 SDCM range

### InteGrade engine uniform beam vision gen 3

#### Product specification

Product name	Power consumption	Lumen	Color rendering index	Correlated color temperature*	Product code
	W, typical ± 20%	lm, typical ± 20%	CRI, min	K	GPC
InteGrade engine UB Vi 140mm 930 G3	2,6	240	90	3000	929001578506
InteGrade engine UB Vi 575mm 930 G3	10	950	90	3000	929001578606
InteGrade engine UB Vi 855mm 930 G3	15	1450	90	3000	929001578706
InteGrade engine UB Vi 1150mm 930 G3	20	1950	90	3000	929001578806
InteGrade engine UB Vi 140mm 935 G3	2,4	245	90	3500	929001642106
InteGrade engine UB Vi 575mm 935 G3	9,6	990	90	3500	929001642006
InteGrade engine UB Vi 855mm 935 G3	14,4	1500	90	3500	929001641906
InteGrade engine UB Vi 1150mm 935 G3	19,2	1975	90	3500	929001641806
InteGrade engine UB Vi 140mm 940 G3	2,6	260	90	4000	929001578906
InteGrade engine UB Vi 575mm 940 G3	10	1050	90	4000	929001579006
InteGrade engine UB Vi 855mm 940 G3	15	1600	90	4000	929001579106
InteGrade engine UB Vi 1150mm 940 G3	20	2100	90	4000	929001579206
InteGrade engine UB Vi 140mm WWR G3	1,9	175	90	-	929001579306
InteGrade engine UB Vi 575mm WWR G3	7,5	700	90	-	929001579406
InteGrade engine UB Vi 855mm WWR G3	11	1050	90	-	929001579506
InteGrade engine UB Vi 1150mm WWR G3	15	1400	90	-	929001579606

\* Correlated color temperature within 5 SDCM range

Suitable for:



Retail

For further information visit [philips.com/technology](http://philips.com/technology)

# Philips InteGrade LED products

For chillers with doors

## InteGrade engine narrow beam value gen 3

### Product specification

Product name	Power consumption	Lumen	Color rendering index	Correlated color temperature*	Product code
	W, typical ± 20%	lm, typical ± 20%	CRI, min	K	GPC
InteGrade engine NB Va 140mm 930 G3	1,2	125	90	3000	929001577006
InteGrade engine NB Va 575mm 930 G3	4,8	500	90	3000	929001577106
InteGrade engine NB Va 1430mm 930 G3	11,9	1230	90	3000	929001577206
InteGrade engine NB Va 140mm 940 G3	1,2	130	90	4000	929001577306
InteGrade engine NB Va 575mm 940 G3	4,8	530	90	4000	929001577406
InteGrade engine NB Va 1430mm 940 G3	11,9	1300	90	4000	929001577506
InteGrade engine NB Va 140mm 956 G3	1,1	120	90	5600	929001618706
InteGrade engine NB Va 575mm 956 G3	4,3	480	90	5600	929001618806
InteGrade engine NB Va 1430mm 956 G3	10,7	1200	90	5600	929001618906
InteGrade engine NB Va 140mm WWR G3	1,3	125	90	-	929001577606
InteGrade engine NB Va 575mm WWR G3	5,1	500	90	-	929001577706
InteGrade engine NB Va 1430mm WWR G3	12,7	1230	90	-	929001577806

\* Correlated color temperature within 5 SDCM range

## InteGrade engine narrow beam vision gen 3

### Product specification

Product name	Power consumption	Lumen	Color rendering index	Correlated color temperature*	Product code
	W, typical ± 20%	lm, typical ± 20%	CRI, min	K	GPC
InteGrade engine NB Vi 140mm 930 G3	2,7	260	90	3000	929001605106
InteGrade engine NB Vi 1430mm 930 G3	27,3	2600	90	3000	929001580306
InteGrade engine NB Vi 140mm 940 G3	2,7	280	90	4000	929001605206
InteGrade engine NB Vi 1430mm 940 G3	27,3	2800	90	4000	929001580406
InteGrade engine NB Vi 140mm WWR G3	2,7	260	90	-	929001605306
InteGrade engine NB Vi 1430mm WWR G3	26,6	2600	90	-	929001580506

\* Correlated color temperature within 5 SDCM range

## InteGrade fixture narrow beam value gen 3

### Product specification

Product name	Power consumption	Lumen	Color rendering index	Correlated color temperature*	Product code
	W, typical ± 20%	lm, typical ± 20%	CRI, min	K	GPC
InteGrade F NB Va 1500mm 930 SD G3	11,7	1230	90	3000	929001577906
InteGrade F NB Va 1500mm 930 CTR G3	23,4	2460	90	3000	929001578006
InteGrade F NB Va 1500mm 940 SD G3	11,7	1300	90	4000	929001578106
InteGrade F NB Va 1500mm 940 CTR G3	23,4	2600	90	4000	929001578206
InteGrade F NB Va 1500mm 956 SD G3	10,7	1200	90	5600	929001619006
InteGrade F NB Va 1500mm 956 CTR G3	21,3	2400	90	5600	929001619106
InteGrade F NB Va 1500mm WWR SD G3	12,7	1230	90	-	929001578306
InteGrade F NB Va 1500mm WWR CTR G3	25,5	2460	90	-	929001578406

\* Correlated color temperature within 5 SDCM range

## InteGrade fixture narrow beam vision gen 3

### Product specification

Product name	Power consumption	Lumen	Color rendering index	Correlated color temperature*	Product code
	W, typical ± 20%	lm, typical ± 20%	CRI, min	K	GPC
InteGrade F NB Vi 1500mm 930 SD G3	26,1	2600	90	3000	929001579706
InteGrade F NB Vi 1500mm 930 CTR G3	52,3	5200	90	3000	929001579806
InteGrade F NB Vi 1500mm 940 SD G3	26,2	2800	90	4000	929001579906
InteGrade F NB Vi 1500mm 940 CTR G3	52,4	5600	90	4000	929001580006
InteGrade F NB Vi 1500mm WWR SD G3	26,6	2600	90	-	929001580106
InteGrade F NB Vi 1500mm WWR CTR G3	53,2	5200	90	-	929001580206

\* Correlated color temperature within 5 SDCM range

For canopy and chillers with doors

## InteGrade engine high flux gen 3

### Product specification

Product name	Power consumption	Lumen	Color rendering index	Correlated color temperature*	Product code
	W, typical ± 20%	lm, typical ± 20%	CRI, min	K	GPC
InteGrade engine HF 140mm 930 G3	4,4	375	90	3000	929001622106
InteGrade engine HF 575mm 930 G3	17,5	1550	90	3000	929001622206
InteGrade engine HF 1150mm 930 G3	35,0	3100	90	3000	929001622306
InteGrade engine HF 140mm 940 G3	3,9	400	90	4000	929001622406
InteGrade engine HF 575mm 940 G3	15,5	1575	90	4000	929001622506
InteGrade engine HF 1150mm 940 G3	31,1	3150	90	4000	929001622606
InteGrade engine HF 140mm WWR G3	4,4	375	90	-	929001622706
InteGrade engine HF 575mm WWR G3	17,5	1500	90	-	929001622806
InteGrade engine HF 1150mm WWR G3	35,1	3000	90	-	929001622906

\* Correlated color temperature within 5 SDCM range

Note: InteGrade high flux engines are not standalone engines and they might need to be integrated with a heatsink for thermal management and to achieve 50 khrs lifetime.

## Constant voltage drivers

Product name	Product code (GPC)
LED power driver 20W 24V	929000654006
LED power driver 80W 24V	929000653906
LED power driver 100W 24V 100/240V	929001430080
LED power driver 75W - 24V PP IIG-N plug*	929000869613
Xitanium 77W 100-277V 3.2A XI077C320V024FNS1M *	929001708113
Xitanium 100W 100-277V 4.1A XI100C410V024FNS1M*	929000771913
LED driver outdoor 100W 100-240V 24V**	929000485303

\* Only for NAM region

\*\* Only for Japan

## Accessories

Accessories	Product code (GPC)
<b>Clips</b>	
InteGrade mounting clip shelf arm V2	929000957806
InteGrade engine clip shelf arm G2	929001516006
InteGrade engine mounting clip G2	929001516106
InteGrade mounting clip under shelf	929000643903
InteGrade engine clip magnetic	929001624606
InteGrade mounting clip canopy	929001571106
InteGrade engine clip mullion side	929001624506
InteGrade engine clip mullion center	929001624406
InteGrade mounting clip for T style prof	929000853213
<b>Profiles</b>	
InteGrade profile 875mm(34")	929000643413
InteGrade profile 1175mm(46")	929000643313
InteGrade profile 2000mm(79")	929000654413
InteGrade profile 2000mm(79") F style	929000654313
InteGrade profile 2000mm(79") L style	929000654513
InteGrade prof 2000mm(79") T style CTR	929000853013
InteGrade profile 2000mm(79") T style SD	929000853113
InteGrade profile 2356mm (93") M style	929000871313

## Power cables - to connect engine to driver

InteGrade power cable 0.7m white	929001625306
InteGrade power cable 1m(39") black	929000641014
InteGrade power cable 2.5m(98") black	929000641114
InteGrade cable 1m(39") black angle	929000644614
InteGrade cable 2.5m(98") black angle	929000644814
InteGrade power cable 1m(39") white	929000645614
InteGrade power cable 1.85m white	929001625206
InteGrade power cable 2.5m(98") white	929000644514
InteGrade cable 1m(39") white angle	929000644714
InteGrade cable 2.5m(98") white angle	929000644914
InteGrade power cable 3m black angle	929001650106
InteGrade power cable 6m white	929001624806
InteGrade spacer cable 113mm white	929001625106
InteGrade spacer cable 0.3m black	929001625006
InteGrade spacer cable 0.5m black	929000645014
InteGrade spacer cable 0.5m white	929000645114
InteGrade spacer cable M 0.7m 5.5c black	929001624706
InteGrade extension cab 1.5m(59")black	929000874413
InteGrade Y cable black	929000874313

Suitable for:



Retail

For further information visit [philips.com/technology](https://philips.com/technology)

# Philips InteGrade LED products

## InteGrade LED system high flux gen 3

The InteGrade LED system high flux takes the very successful InteGrade range to a whole new level of specifications.

InteGrade LED system high flux has been designed for ultimate product visibility and superior visual display of merchandize by means of an outstanding bright light distribution combined with a miniaturized unobtrusive design, which directs the customer focus onto the merchandize.

This new range offers breathtaking performance, with superb lumen and lux levels and an exceptional uniform light distribution. Revolutionary optics bring light right down to the lowest shelf at the canopy application. The InteGrade high flux is now available in premium white to combine the best of both worlds: high flux with premium white takes the product attractiveness to the ultimate level, and stimulates the desire to buy. Next to premium white version, InteGrade high flux is also available in a standard color range with specially-formulated CRI 90 LEDs to enable product colors to look natural.

InteGrade LED engines have been designed to match the most common application lengths, reducing the number of components needed per installation. Yet they maintain outstanding flexibility through their modular design, enabling the creation of odd-size lighting solutions to match every project specification. Thanks to a range of engine lengths, accessories and Xitanium constant voltage LED power drivers, the InteGrade LED system high flux offers maximum design flexibility and plug and play simplicity to enable a vast variety of innovative systems with style, modernity and functionality. Note that InteGrade high flux engines are not standalone engines, and they might need integrated with a heatsink for thermal management to achieve 50 khrs lifetime. The cabinet framework can be used for that. Our design-in service is available to support you.



For canopy and chillers with doors

## InteGrade engine high flux gen 3

### Product specification

Product name	Power consumption	Lumen	Color rendering index	Correlated color temperature*	Product code
	W, typical ± 20%	lm, typical ± 20%	CRI, min	K	GPC
InteGrade engine HF 140mm 930 G3	4,4	375	90	3000	929001622106
InteGrade engine HF 575mm 930 G3	17,5	1550	90	3000	929001622206
InteGrade engine HF 1150mm 930 G3	35,0	3100	90	3000	929001622306
InteGrade engine HF 140mm 940 G3	3,9	400	90	4000	929001622406
InteGrade engine HF 575mm 940 G3	15,5	1575	90	4000	929001622506
InteGrade engine HF 1150mm 940 G3	31,1	3150	90	4000	929001622606
InteGrade engine HF 140mm WWR G3	4,4	375	90	-	929001622706
InteGrade engine HF 575mm WWR G3	17,5	1500	90	-	929001622806
InteGrade engine HF 1150mm WWR G3	35,1	3000	90	-	929001622906

\* Correlated color temperature within 5 SDCM range

Note: InteGrade high flux engines are not standalone engines and they might need to be integrated with a heatsink for thermal management and to achieve 50 khrs lifetime.

Suitable for:



Retail

For further information visit [philips.com/technology](http://philips.com/technology)

## InteGrade engine high flux premium white gen 3

### Product specification

Product name	Power consumption	Lumen	Color rendering index	Correlated color temperature*	Product code
	W, typical ± 20%	lm, typical ± 20%	CRI, typical	K	GPC
InteGrade engine HF 140mm 930 PW G3	4,4	400	93	3000	929001605606
InteGrade engine HF 575mm 930 PW G3	17,5	1575	93	3000	929001605706
InteGrade engine HF 1150mm 930 PW G3	34,9	3150	93	3000	929001605806
InteGrade engine HF 140mm 940 PW G3	4	400	93	4000	929001605906
InteGrade engine HF 575mm 940 PW G3	16,1	1575	93	4000	929001606006
InteGrade engine HF 1150mm 940 PW G3	32,2	3150	93	4000	929001606106

\* Correlated color temperature within 5 SDCM range

Note: InteGrade high flux engines are not standalone engines and they might need to be integrated with a heatsink for thermal management and to achieve 50 khrs lifetime.

### Constant voltage drivers

Product name	Product code (GPC)
LED power driver 20W 24V	929000654006
LED power driver 80W 24V	929000653906
LED power driver 100W 24V 100/240V	929001430080
LED power driver 75W - 24V PP ItG-N plug*	929000869613
Xitanium 77W 100-277V 3.2A XI077C320V024FNS1M *	929001708113
Xitanium 100W 100-277V 4.1A XI100C410V024FNS1M*	929000771913
LED driver outdoor 100W 100-240V 24V**	929000485303

\* Only for NAM region

\*\* Only for Japan

### Accessories

Product name	Product code (GPC)
InteGrade power cable 1m(39") black	929000641014
InteGrade power cable 2.5m(98") black	929000641114
InteGrade cable 1m(39") black angle	929000644614
InteGrade power cable 1m(39") white	929000645614
InteGrade power cable 2.5m(98") white	929000644514
InteGrade cable 1m(39") white angle	929000644714
InteGrade engine lock inline	929000643713
InteGrade connector	929000959106

Suitable for:



Retail

For further information visit [philips.com/technology](http://philips.com/technology)

# Philips CertaFlux RDL LED products



## CertaFlux RDL LED system gen 1

Discount and price-fighter retail chains focus on costs. They leverage purchasing power to deliver value, and the customer expects affordable prices and a functional shopping experience. The lighting must support this image, which is where our CertaFlux RDL portfolio comes in. It has established itself as an energy-efficient way to deliver the quality of light this cost-sensitive retail sector is looking for, especially in cooler and shelf applications.

CertaFlux RDL portfolio is optimized for standard applications lengths with options for main cooler applications. A carefully-selected range of accessories is also available including glare shields, mounting clips and cables.

The quality of light and performance are everything a retail discounter needs. With a CRI of >80 and a lumen efficacy up to 120 lm/W, CertaFlux RDL illuminates products with a uniform, attractive light. What's more, the LEDs have minimal output degradation and color shift over time, so the light remains consistent throughout their long service life.

## For shelf lighting



### CertaFlux RDL shelf gen 1

Product specification					
Product name	Power consumption	Lumen	Color rendering index	Correlated color temperature*	Product code
	W, typical ± 20%	lm, typical -10% +20%	CRI, min	K	GPC
CertaFlux RDL shelf 575mm 830 G1	3	370	80	3000	929001665006
CertaFlux RDL shelf 855mm 830 G1	4,7	550	80	3000	929001665106
CertaFlux RDL shelf 1150mm 830 G1	6,2	740	80	3000	929001665206
CertaFlux RDL shelf 575mm 835 G1	3	370	80	3500	929001665306
CertaFlux RDL shelf 855mm 835 G1	4,7	550	80	3500	929001665406
CertaFlux RDL shelf 1150mm 835 G1	6,2	740	80	3500	929001665506
CertaFlux RDL shelf 575mm 840 G1	3	370	80	4000	929001665606
CertaFlux RDL shelf 855mm 840 G1	4,7	550	80	4000	929001665706
CertaFlux RDL shelf 1150mm 840 G1	6,2	740	80	4000	929001665806
CertaFlux RDL shelf 575mm MC G1	3	278	80	-	929001665906
CertaFlux RDL shelf 855mm MC G1	4,7	413	80	-	929001666006
CertaFlux RDL shelf 1150mm MC G1	6,2	555	80	-	929001666106

\* Correlated color temperature within 5 SDCM range  
\*\* MC: meat color

## For canopy lighting



### CertaFlux RDL canopy gen 1

Product specification					
Product name	Power consumption	Lumen	Color rendering index	Correlated color temperature*	Product code
	W, typical ± 20%	lm, typical -10% +20%	CRI, min	K	GPC
CertaFlux RDL canopy 575mm 830 G1	8,6	1000	80	3000	929001667406
CertaFlux RDL canopy 855mm 830 G1	12,9	1500	80	3000	929001667506
CertaFlux RDL canopy 1150mm 830 G1	17,2	2000	80	3000	929001667606
CertaFlux RDL canopy 575mm 835 G1	8,6	1000	80	3500	929001667706
CertaFlux RDL canopy 855mm 835 G1	12,9	1500	80	3500	929001667806
CertaFlux RDL canopy 1150mm 835 G1	17,2	2000	80	3500	929001667906
CertaFlux RDL canopy 575mm 840 G1	8,6	1000	80	4000	929001668006
CertaFlux RDL canopy 855mm 840 G1	12,9	1500	80	4000	929001668106
CertaFlux RDL canopy 1150mm 840 G1	17,2	2000	80	4000	929001668206
CertaFlux RDL canopy 575mm MC G1	8,6	700	80	-	929001668306
CertaFlux RDL canopy 855mm MC G1	12,9	1050	80	-	929001668406
CertaFlux RDL canopy 1150mm MC G1	17,2	1400	80	-	929001668506

\* Correlated color temperature within 5 SDCM range  
\*\* MC: meat color

Suitable for:



Retail

For further information visit [philips.com/technology](http://philips.com/technology)

## For chillers with doors



### CertaFlux RDL vertical with glareshield gen 1

Product specification					
Product name	Power consumption	Lumen	Color rendering index	Correlated color temperature*	Product code
	W, typical ± 20%	lm, typical -10% +20%	CRI, min	K	GPC
CertaFlux RDL vrt 1500mm 830 SD WGS G1	9,4	1155	80	3000	929001666206
CertaFlux RDL vrt 1500mm 830 CTR WGS G1	19,8	2420	80	3000	929001666506
CertaFlux RDL vrt 1500mm 840 SD WGS G1	9,4	1155	80	4000	929001666306
CertaFlux RDL vrt 1500mm 840 CTR WGS G1	19,8	2420	80	4000	929001666606
CertaFlux RDL vrt 1500mm MC SD WGS G1	12,8	1090	80	-	929001666406
CertaFlux RDL vrt 1500mm MC CTR WGS G1	26,5	2260	80	-	929001666706
CertaFlux RDL vrt 1650mm 830 SD WGS G1	10,8	1270	80	3000	929001666806
CertaFlux RDL vrt 1650mm 830 CTR WGS G1	21,6	2640	80	3000	929001667106
CertaFlux RDL vrt 1650mm 840 SD WGS G1	10,8	1270	80	4000	929001666906
CertaFlux RDL vrt 1650mm 840 CTR WGS G1	21,6	2640	80	4000	929001667206
CertaFlux RDL vrt 1650mm MC SD WGS G1	14,2	1200	80	-	929001667006
CertaFlux RDL vrt 1650mm MC CTR WGS G1	28,9	2480	80	-	929001667306

\* Correlated color temperature within 5 SDCM range  
\*\* MC: meat color

### Constant voltage drivers

Product name	Product code (GPC)
LED power driver 20W 24V	929000654006
LED power driver 80W 24V	929000653906
LED power driver 100W 24V 100/240V	929001430080
LED power driver 75W - 24V PP ItG-N plug*	929000869613
CertaDrive 35W/24VDC 220-240V	929001424006
CertaDrive 60W/24VDC 220-240V	929001424106
CertaDrive 100W/24VDC 220-240V	929001424206
CertaDrive 120W/24VDC 220-240V	929001424306
Xitanium 77W 100-277V 3.2A XI077C320V024FNSIM *	929001708113
Xitanium 100W 100-277V 4.1A XI100C410V024FNSIM*	929000771913
LED driver outdoor 100W 100-240V 24V**	929000485303

\* Only for NAM region  
\*\* Only for Japan

### Accessories

Accessories	Product code (GPC)
<b>Clips</b>	
CertaFlux RDL clip canopy 0° surface	929000957806
CertaFlux RDL clip canopy 30° surface	929001516006
CertaFlux RDL clip shelf front	929001516106
CertaFlux RDL clip shelf arm	929000643903
CertaFlux RDL clip shelf magnetic	929001624606
<b>Power cables - to connect engine to driver</b>	
InteGrade power cable 0.7m white	929001625306
InteGrade power cable 1m(39") black	929000641014
InteGrade power cable 2.5m(98") black	929000641114
InteGrade cable 1m(39") black angle	929000644614
InteGrade cable 2.5m(98") black angle	929000644814
InteGrade power cable 1m(39") white	929000645614
InteGrade power cable 1.85m white	929001625206
InteGrade power cable 2.5m(98") white	929000644514
InteGrade cable 1m(39") white angle	929000644714
InteGrade cable 2.5m(98") white angle	929000644914
InteGrade power cable 3m black angle	929001650106
InteGrade power cable 6m white	929001624806
InteGrade spacer cable 113mm white	929001625106
InteGrade spacer cable 0.3m black	929001625006
InteGrade spacer cable 0.5m black	929000645014
InteGrade spacer cable 0.5m white	929000645114
InteGrade spacer cable M 0.7m 5.5c black	929001624706
InteGrade extension cab 1.5m(59")black	929000874413
InteGrade Y cable black	929000874313

Suitable for:



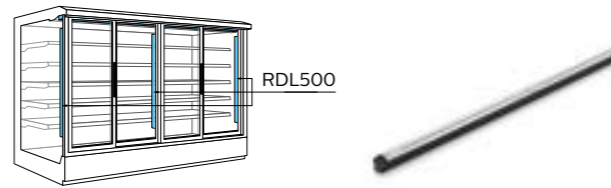
Retail

For further information visit [philips.com/technology](http://philips.com/technology)

# Philips PrimeSet RDL products

## PrimeSet RDL 500/510 LED system gen 1

Our LED lighting for freezer cases is a sustainable and energy-efficient way to create an enjoyable shopping experience for customers – while at the same time supporting retailers' brand values. RDL500 and RDL510 modules can be vertically integrated in full-height glass-door refrigeration cabinets.



RDL500

### Value

#### Product specification

Product name	Power consumption	Lumen	Color rendering index	Correlated color temperature*	Product code
	W, typical ± 20%	lm, typical ± 20%	CRI, typical	K	GPC
PrimeSet RDL 500 1200 mm (47") 841 G1	7,9	900	85	4100	929000891106
PrimeSet RDL 500 1200 mm (47") 856 G1	9	1000	85	5600	929000891006
PrimeSet RDL 500 1500 mm (59") 841 G1	9,9	1200	85	4100	929000890706
PrimeSet RDL 500 1500 mm (59") 856 G1	11,7	1300	85	5600	929000890606
PrimeSet RDL 500 1700 mm (67") 841 G1	11	1300	85	4100	929000890306
PrimeSet RDL 500 1700 mm (67") 856 G1	12,9	1400	85	5600	929000890206

\* Correlated color temperature within 5 SDCM range

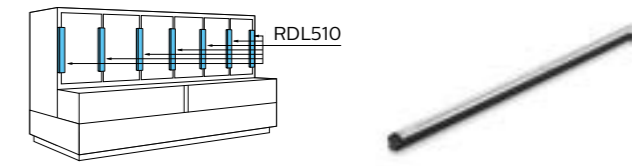
### Vision

#### Product specification

Product name	Power consumption	Lumen	Color rendering index	Correlated color temperature*	Product code
	W, typical ± 20%	lm, typical ± 20%	CRI, typical	K	GPC
PrimeSet RDL 500 Vision 1200 mm (47") 841 G1	15,4	1900	85	4100	929001501806
PrimeSet RDL 500 Vision 1200 mm (47") 856 G1	17	2000	85	5600	929001501906
PrimeSet RDL 500 Vision 1500 mm (59") 841 G1	19,4	2200	85	4100	929000934106
PrimeSet RDL 500 Vision 1500 mm (59") 856 G1	22	2400	85	5600	929000934006
PrimeSet RDL 500 Vision 1700 mm (67") 841 G1	21,9	2500	85	4100	929000933906
PrimeSet RDL 500 Vision 1700 mm (67") 856 G1	24,7	2700	85	5600	929000933806

\* Correlated color temperature within 5 SDCM range

# Philips PrimeSet RDL products



RDL510

### Vision

#### Product specification

Product name	Power consumption	Lumen	Color rendering index	Correlated color temperature*	Product code
	W, typical ± 20%	lm, typical ± 20%	CRI, typical	K	GPC
PrimeSet RDL 510 Vision 750 mm (30") 841 G1	9,3	1100	85	4100	929000934506
PrimeSet RDL 510 Vision 750 mm (30") 856 G1	10,2	1200	85	5600	929000934406
PrimeSet RDL 510 Vision 850 mm (33") 841 G1	10,8	1300	85	4100	929001502006
PrimeSet RDL 510 Vision 850 mm (33") 856 G1	12	1400	85	5600	929001502106
PrimeSet RDL 510 Vision 950 mm (37") 841 G1	11,8	1400	85	4100	929000934306
PrimeSet RDL 510 Vision 950 mm (37") 856 G1	12,9	1500	85	5600	929000934206

\* Correlated color temperature within 5 SDCM range

### Constant voltage drivers

Product name	Product code (GPC)
LED power driver 20W 24V	929000654006
LED power driver 80W 24V	929000653906
LED power driver 100W 24V 100/240V	929001430080
Xtanium 77W 100-277V 3.2A XI077C320V024FNS1M*	929001708113
Xtanium 100W 100-277V 4.1A XI100C410V024FNS1M*	929000771913
LED driver outdoor 100W 100-240V 24V**	929000485303

\* Only for NAM region

\*\* Only for Japan

### Accessories

Accessories	Product code (GPC)
<b>Profiles</b>	
PrimeSet RDL-mount prof CTR 750mm	929000894006
PrimeSet RDL-mount prof CTR 850mm	929001507306
PrimeSet RDL-mount prof CTR 950mm	929000894106
PrimeSet RDL-mount prof CTR 1200mm	929000894206
PrimeSet RDL-mount prof CTR 1500mm	929000894306
PrimeSet RDL-mount prof CTR 1700mm	929000894406
PrimeSet RDL-mount prof SD 750mm	929000894706
PrimeSet RDL-mount prof SD 850mm	929001507406
PrimeSet RDL-mount prof SD 950mm	929000894806
PrimeSet RDL-mount prof SD 1200mm	929000894906
PrimeSet RDL-mount prof SD 1500mm	929000895006
PrimeSet RDL-mount prof SD 1700mm	929000895106
PrimeSet RDL-mount prof CTR 1200mm-47" B*	929000897706
PrimeSet RDL-mount prof CTR 1500mm-59" B*	929000894506
PrimeSet RDL-mount prof CTR 1700mm-67" B*	929000894606
PrimeSet RDL-mount prof SD 1200mm-47" B*	929000897806
PrimeSet RDL-mount prof SD 1500mm-59" B*	929000895206
PrimeSet RDL-mount prof SD 1700mm-67" B*	929000895306
<b>Power cables - to connect engine to driver</b>	
PrimeSet RDL - centre cable 1m (39") B	929000892706
PrimeSet RDL - side cable 1m (39") B	929000892806
PrimeSet RDL - centre cable 2.5m (98") B	929000957206
PrimeSet RDL - side cable 2.5m (98") B	929000957306

\* Only for NAM region

Suitable for:



Retail

For further information visit [philips.com/technology](https://philips.com/technology)

Suitable for:



Retail

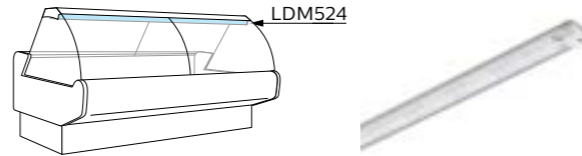
For further information visit [philips.com/technology](https://philips.com/technology)

# Philips PrimeSet LDM524 products

## PrimeSet LDM524 LED system gen 1

Our LED lighting for well and serve-over cases is a sustainable and energy-efficient way to create an enjoyable shopping experience for customers – while at the same time supporting retailers' brand values.

### LDM524 (standard color range)



#### Value

##### Product specification

Product name	Power consumption	Lumen	Color rendering index	Correlated color temperature*	Product code
	W, typical ± 20%	lm, typical ± 20%	CRI, typical	K	GPC
PrimeSet Value LDM 524 850mm (33") 840	10	1100	85	4000	929000969806
PrimeSet Value LDM 524 850mm (33") 856	10	1100	85	5600	929000969706
PrimeSet Value LDM 524 1175mm (46") 840	13	1500	85	4000	929000969606
PrimeSet Value LDM 524 1175mm (46") 856	13	1500	85	5600	929000969506

\* Correlated color temperature within 5 SDCM range

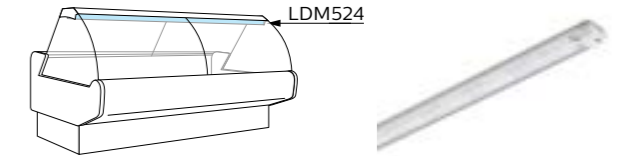
#### Vision

##### Product specification

Product name	Power consumption	Lumen	Color rendering index	Correlated color temperature*	Product code
	W, typical ± 20%	lm, typical ± 20%	CRI, typical	K	GPC
PrimeSet Vision LDM 524 250mm (10") 830	4	400	85	3000	929000969306
PrimeSet Vision LDM 524 250mm (10") 840	4	400	85	4000	929000969206
PrimeSet Vision LDM 524 250mm (10") WWR	2.7	250	90	-	929001600206
PrimeSet Vision LDM 524 850mm (33") 830	15	1600	85	3000	929000969006
PrimeSet Vision LDM 524 850mm (33") 840	15	1700	85	4000	929000968906
PrimeSet Vision LDM 524 850mm (33") WWR	11	1000	90	-	929001600106
PrimeSet Vision LDM 524 1175mm (46") 830	20	2100	85	3000	929000968706
PrimeSet Vision LDM 524 1175mm (46") 840	20	2100	85	4000	929000968606
PrimeSet Vision LDM 524 1175mm (46") WWR	15	1400	90	-	929001600006

\* Correlated color temperature within 5 SDCM range

### LDM524 (premium white range)



#### Value

##### Product specification

Product name	Power consumption	Lumen	Color rendering index	Correlated color temperature*	Product code
	W, typical ± 20%	lm, typical ± 20%	CRI, typical	K	GPC
PrimeSet Value LDM 524 850mm 940 PW	10.4	1100	93	4000	929001626506
PrimeSet Value LDM 524 1175mm 940 PW	13.9	1500	93	4000	929001626406

\* Correlated color temperature within 5 SDCM range

#### Vision

##### Product specification

Product name	Power consumption	Lumen	Color rendering index	Correlated color temperature*	Product code
	W, typical ± 20%	lm, typical ± 20%	CRI, typical	K	GPC
PrimeSet Vision LDM 524 250mm(10") 930 PW	4,0	400	93	3000	929001626306
PrimeSet Vision LDM 524 850mm(33") 930 PW	16,4	1600	93	3000	929001626106
PrimeSet Vision LDM 524 1175mm(46") 930 PW	21,9	2100	93	3000	929001625906
PrimeSet Vision LDM 524 250mm(10") 940 PW	3,8	400	93	4000	929001626206
PrimeSet Vision LDM 524 850mm(33") 940 PW	15,1	1600	93	4000	929001626006
PrimeSet Vision LDM 524 1175mm(46") 940 PW	20,1	2100	93	4000	929001625806

\* Correlated color temperature within 5 SDCM range

#### Constant voltage drivers

Product name	Product code (GPC)
LED power driver 20W 24V	929000654006
LED power driver 80W 24V	929000653906
LED power driver 100W 24V 100/240V	929001430080
Xitanium 77W 100-277V 3.2A XI077C320V024FNS1M *	929001708113
Xitanium 100W 100-277V 4.1A XI100C410V024FNS1M*	929000771913
LED driver outdoor 100W 100-240V 24V**	929000485303

\* Only for NAM region

\*\* Only for Japan

#### Accessories

Accessories	Product code (GPC)
Mounting profile 850mm	929000977206
Mounting profile 1175mm	929000977306
Mounting profile 45degr 850mm	929000977506
Mounting profile 45degr 1175mm	929000977606
Mounting clips	929000605913

Suitable for:



Retail

For further information visit [philips.com/technology](http://philips.com/technology)

Suitable for:



Retail

For further information visit [philips.com/technology](http://philips.com/technology)



# Complementary partners

We are keen to bring the latest LED innovations to the market in a way that help you design luminaires that meet your customers' needs. In this process you might be faced with challenges that are not necessarily your speciality, but can easily be solved with the help of the right complementary partner.

Our complementary partners develop parts that are a perfect match with the LED systems we design. We have regular contact with these partners and inform them at early stages of the development roadmap so they can tailor their products to ensure perfect matches with the LED lighting components we bring to the market. Support for cooling, reflectors, lampholders and optics can be found via the complementary partners listed here. Please visit the websites for more product information or contact them directly in case you have any specific requests.

## Coolings



**Asia Vital Components (AVC) CO. Ltd**  
7F-3, No.24, Wucyuan 2 Rd.  
Sinjhuang District  
New Taipei City 24892  
Taiwan  
**Tel:** +886 2 2299 6930 **Fax:** +886 2 2299 6929  
**E-mail:** sales@avc.com.tw  
**Web:** www.avc.com.tw

Application areas    



**Sunon European Headquarters**  
Parc Médicis 66, Av des Pépinières  
94832 Fresnes Cedex  
France  
**Tel:** +33 146 154 515 **Fax:** +33 146 154 510  
**Web:** www.sunon.com

Application areas    



**MechaTronix**  
4 to 6F, No.308 Ba-De 1st Rd.  
Kaohsiung City 80050  
Taiwan  
**Tel:** +886 7 2382185 **Fax:** +886 7 2382187  
**E-mail:** led@mechatronix-asia.com  
**Web:** www.led-heatsink.com

Application areas    



**Wisefull Technology Ltd.**  
No.3, Hong-ye 9th South Road  
138 Industrial Park Tangxia, Dongguan  
Guangdong Province  
China  
**Tel:** +86 769 8685 3888 **Fax:** +86 769 8772 4315  
**E-mail:** contact@wisefull.com  
**Web:** www.wisefull.com

Application areas    

## Mechanical fixations



**BJB**  
Werler Str. 1  
59755 Arnsberg  
Germany  
**Tel.:** +49 2932 982 0  
**E-mail:** info@bjb.com  
**Web:** www.bjb.com

Application areas    

## Lenses



**BJB**  
Werler Str. 1  
59755 Arnsberg  
Germany  
**Tel.:** +49 2932 982 0  
**E-mail:** info@bjb.com  
**Web:** www.bjb.com

Application areas    



**Darkoo Optics (Zhongshan) Co., Ltd**  
No.10, Wei 12 Road, Xi Er Wei, Hengmen,  
Tsuihang New District, Zhongshan City, Guangdong,  
China  
**Zip code:** 528400  
**Tel:** +86 760 85332970 **Fax:** +86 760 85335526  
**E-mail:** sales@darkoo.cc  
**Web:** www.darkoo.cc/en/index.html

Application areas    



**Carclo Optics**  
6 - 7 Faraday Road, Rabans Lane Industrial Area,  
Aylesbury, HP19 8RY  
England  
**Tel:** +44 1753 575 011  
**E-mail:** sales@carclo-optics.com  
**Web:** www.carclo-optics.com

Application areas    





**LedLink Optics Inc**  
15F, No.655, Bannan Rd., Chung-Ho Dist,  
New Taipei City  
Taiwan

Paul Li  
**Tel:** +86 769 8897 7888 **ext:** 3122 (China)  
**Fax:** +86 769 8897 5599 (China)  
**E-mail:** paul\_li@ledlink-optics.com  
**Web:** www.ledlink-optics.com

Application areas   





**Chun Kuang Optics Corp.**  
5F, No 122-8, Jhonghua Rd., Hukou, Hsinchu 303  
Taiwan  
**Tel:** +886 3 6960168 **ext:** 701 **Fax:** +886 3 6960228  
**E-mail:** sales@ckoptics.com  
**Web:** www.ckoptics.com

Application areas  





**LEDiL Oy**  
Joensuunkatu 13  
24100 Salo  
Finland  
**E-mail:** ledil@ledil.com  
**Web:** www.ledil.com

Application areas  

## Reflectors





**ALMECO Group - Headquarters**  
Via della Liberazione 15  
I - 20098 Civesio di S.Giuliano Milanese ( MI ) - ITALY  
**Tel:** +39 02 9889631  
**E-mail:** almeco@almecogroup.com  
**Web:** www.almecogroup.com/en/lighting

Application areas  



**Nata lighting**  
Postal: 529040  
380 Jin Ou Road, Jiang Hai District  
Jiang Men City, Guangdong  
China  
**Tel:** +86 750 377 0000 **Fax:** +86 750 377 1111  
**E-mail:** info@nata.cn  
**Web:** www.nata.cn

Application areas  





**Jordan Reflektoren GmbH & Co. KG**  
Schneiderstrasse 76  
40764 Langenfeld  
Germany  
**Tel:** +49 2173 / 279-0 **Fax:** +49 2173 / 279-250  
**E-mail:** info@jordan-reflektoren.de  
**Web:** www.jordan-reflektoren.de

Application areas  




**Widgerm Lighting Ltd.**  
Hong Kong Office: Flat A, 3/F., Tak Wing Ind. Building, 3  
Tsun Wen Road, Tuen Mun, N.T.  
China Office: Sha Tian Town, Dong Guan City,  
Guang Dong Province  
China

**Tel:** +852 2465 5679 **Fax:** +852 2455 8434  
**E-mail:** info@widgerm.com.hk  
**Web:** www.widgerm.com.hk

Application areas  



**LEDiL Oy**  
Joensuunkatu 13  
24100 Salo  
Finland  
**E-mail:** ledil@ledil.com  
**Web:** www.ledil.com

Application areas  

We give no warranties regarding complementary partner products and assume no legal liability or responsibility for any loss or damage resulting from the use of the information thereto given here.

See pages 6-7 for explanation application areas

# Lighting definitions explained

Legend technical specifications	Symbol	Definition
Backwards compatible		It can work with an older product or technology
Beam angle	(°)	Exit angle of the light beam
Central beam candela		Power emitted by a light source in a particular direction. A common candle emits light with a luminous intensity of roughly one candela
Chip on board	CoB	Refers to the semiconductor assembly technology wherein the microchip or die is directly mounted on and electrically interconnected to its final circuit board, instead of undergoing traditional assembly or packaging as an individual IC
Correlated color temperature	K	CCT; describes whether white light appears warm (reddish), neutral or cool (bluish)
Color rendering index	CRI	The ability to reproduce the colors of various objects faithfully in reference to an ideal lightsource
Color consistency (initial)	SDCM	Standard Deviation of Color Matching; describing the difference between two colors. e.g. a difference of 1-3 SDCM is virtually imperceptible; a difference of 4 or more is readily visible
Connectivity		The capacity to be connected to other appliances, facilities and the internet
Digital		A collection of evolving technologies that enables generation, collection, analysis, storage in real-time and data exchange
Dimmable average lifetime 10% failure	hrs	Lifetime in hours, defined by reaching 10% failures (i.e. 90% survivors) when dimmed
Dimming range		Dimming range in which the system will perform as specified
Driver power factor		Indicating how effective the driver converts electric current to usefull power output
Efficiency range max load		Efficiency when operated at maximum power (not dimmed)
GPC code		European Product code
Frequency	Hz	See line frequency
Housing color		Color of housing
Input Voltage	V	Voltage required as input for the product
IP classification		Ingress protection defined in terms of object size and water beam protected against
Inrush current peak		Highest current the capacitive components operate at start up
Lifetime	hrs	Lifetime in hours, associated with specific conditions (e.g. lumen maintenance, Tc, failure)
Lifetime 10% failure	hrs	Lifetime in hours, defined by reaching 10% failures (i.e. 90% survivors) for a population
Light output	lm	Output of luminous flux
Lumen maintenance @ 50,000 hrs		% of the original lumen flux remaining after indicated (life-)time for a defined population; e.g. B50/L70 indicates 50% of the population retaining 70% of the original light output
Luminous flux	lm	Total energy emitted by a light source across the visible wavelengths of light
Module efficacy	lm/VV	Efficiency module; lumen output per Watt input
Module power	W	Energy required to operate the module
Module temperature control		Protective feature with which the driver regulates the module power when a certain critical temperature of the module is passed
Passive cooling		Cooling without power consumption
Power factor	Pf	See: driver power factor
Relative humidity	%	Portion of water vapor in a mixture of air and watervapor
Smart fixture		Lighting fixtures that are enabled for connectivity become a node in the network by containing one or more sensors and have the ability to change behaviour as a response to a stimulus
System efficacy	lm/W	Efficiency module + driver
System power	W	Energy required to operate the system
Tc life driver	°C	Temperature of indicated point on the product on which the lifetime is based
Tc life module	°C	Temperature of indicated point on the product on which the lifetime is based
Zhaga		An industry-wide cooperation between companies aimed at enabling the interchangeability of LED light sources made by different manufacturers

## Your personal technical support

Our application and design-in engineers are here to help you understand the technical features and interactions of Philips LED lighting systems across different portfolios. This includes the LED drivers and modules, as well as the sensors and apps you'll need to build a connected system.

They also bridge the gap between your technical needs and the relevant R&D team, acting as an interface between the two. Remote or on-site technical support, as well as hands-on training is offered to help you to facilitate the design-in of Philips LED systems or LED drivers. You can also ask our engineers for early samples of products that haven't yet formally been released to market.

### Contact our application engineers



**Gerbrand Swart**  
Global Head of Design-in & Application Engineering LED Electronics

**Mail:** gerbrand.swart@signify.com  
**Mobile:** +31 6 20605056



**Kees Slob**  
Application Engineer

**Mail:** kees.slob@signify.com  
**Mobile:** +31 6 11566508

**Specialist for:**  
Linear and point source modules  
Linear and point drivers



**Jan Richard Huisman**  
Application Engineer

**Mail:** j.r.huisman@signify.com  
**Mobile:** +31 6 20599173

**Specialist for:**  
Retail display lighting  
and Xtreme modules



**Linda Janssens**  
Application Engineer

**Mail:** linda.janssens@signify.com  
**Mobile:** +31 6 11565525

**Specialist for:**  
MultiOne & SimpleSet



**Priyanka Kumar**  
Application Engineer

**Mail:** priyanka.kumar@signify.com  
**Mobile:** +31 6 15274185

**Specialist for:**  
Connected lighting - sensors



**Leon Stofmeel**  
Application Engineer

**Mail:** leon.stofmeel@signify.com  
**Mobile:** +31 6 11782402

**Specialist for:**  
Easy Design-In Tool

## Design-in support

In addition to application support, we can also help luminaire manufacturers with the design-in of LED systems into their luminaires. Typical design-in projects might be: 'LEDifying' existing luminaires, simulating optical or thermal scenarios and evaluating finished prototypes. You can make use of our design-in support for all kind of requests such as:

- Thermal measurements and/or simulation
- Optical measurements and/or simulation
- Mechanical solutions
- Electrical measurements

- Evaluating the quality of light of the luminaire
- Certification of luminaires equipped with YellowDot drivers

**Please contact your local Key account manager to discuss your needs.**



**Sjef Jansen**  
Design-in Engineer  
**Mail:** s.jansen@signify.com



**Elly van der Voort**  
Design-in Engineer  
**Mail:** elly.onnekes@signify.com



**Helmut Zahn**  
Design-in Engineer  
**Mail:** helmut.zahn@signify.com



**Kwan-Nai Lee**  
Design-in Engineer  
**Mail:** kwan-nai.lee@signify.com

## Contact us

For more information please contact your local representative.

**Benelux**  
Richard Ilario  
richard.ilario@signify.com

**Italy, Israel and Greece**  
Paolo Montagnoli  
paolo.montagnoli@signify.com

**Norway**  
Even Ingjaer  
even.ingjaer@signify.com

**CSE** (Czech Republic, Hungary, Slovakia, Slovenia, Croatia, Romania, Moldova, Bulgaria, Serbia, Macedonia, Kosovo, Montenegro, Albania, BiH)  
Istvan Ujfalvi  
istvan.ujfalvi@signify.com

**DACH**  
Marina Warnecke  
marina.warnecke@signify.com

**UK & Ireland**  
Phil Cross  
phil.cross@signify.com

**Sweden**  
Lars Rydberg  
lars.rydberg@signify.com

**France**  
Antoine Compin  
antoine.compin@signify.com

**Poland & the Baltic States**  
Wojciech Kapturkiewicz  
wojciech.kapturkiewicz@signify.com

**Finland**  
Paula Fagerroos  
paula.fagerroos@signify.com

**Iberia**  
Alvaro del Valle  
alvaro.del.valle@signify.com

**Denmark**  
Henrik Boe Nielsen  
henrik.nielsen@signify.com

Visit our website for all your product information and downloads:

[philips.com/technology](https://philips.com/technology)



**Catalogue price €35,-**

©2018 Signify Holding. All rights reserved. The information provided herein is subject to change, without notice. Signify does not give any representation or warranty as to the accuracy or completeness of the information included herein and shall not be liable for any action in reliance thereon. The information presented in this document is not intended as any commercial offer and does not form part of any quotation or contract. Philips and the Philips Shield Emblem are registered trademarks of Koninklijke Philips N.V. All other trademarks are owned by Signify Holding or their respective owners.

For further information visit  
[philips.com/technology](http://philips.com/technology)