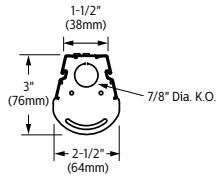
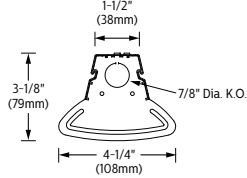


Product details

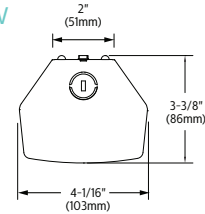
FluxStream strip FSS



FluxStream industrial FSI



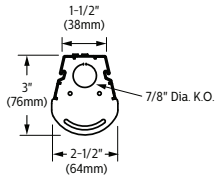
FluxStream wraparound FSW



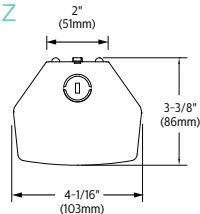
Ordering guide

| Series | Length (nominal) | Lumens ² (nominal) | Color | Voltage | Driver | Options |
|-------------------|--------------------------|---|---|--|---|--|
| | | | | | | |
| FSS FSW | 2 2' length | 20L 2000 lumens 30L 3000 lumens | 830 80 CRI, 3000K 835 80 CRI, 3500K | UNV Universal voltage 120-277V 120 ⁴ 120V 277 ⁴ 277V 347 347V | DIM 0-10V dimming SDIM ^{5,6} Step dimming to 40% input power XDIM ^{4,5,6} MarkX phase dimming DALI ⁷ DALI | EMLED ^{5,8} Factory wired Philips Bodine BSL310LP integrated emergency pack. Nominal 1100lm. DAYOCC ^{9,10} Integral sensor, daylighting and occupancy, Philips EasySense SNS102 PAF Paint after fabrication (white) LSXR10 120-347V motion sensor, factory installed on end cap LSXR10ADC 120-347V motion sensor with photocell and hi/lo trim dimming, factory installed on end cap PCSR Pull chain switch right, 120V only, (FSW only) PCSL Pull chain switch left, 120V only, (FSW only) BK Matte black paint color (FSS and FSI only) ST Satin aluminum paint color (FSS and FSI only) |
| FSS | 3 3' length | 30L 3000 lumens | 840 80 CRI, 4000K 850 ³ 80 CRI, 5000K | | | |
| FSS FSI FSW | 4 4' length | 40L 4000 lumens 55L 5500 lumens 70L 7000 lumens | | | | |
| FSS FSI FSW | 8 8' length ¹ | 80L 8000 lumens 110L 11000 lumens 140L 14000 lumens | | | | |

FluxStream EZ strip FSSEZ



FluxStream EZ wraparound FSWEZ



FluxStream EZ ordering guide

| Series | Length (nominal) | Lumens ² (nominal) | Color | Voltage | Options |
|----------------|---------------------|----------------------------------|---|-------------------------------|--|
| | 4 | 40L | | UNV | |
| FSSEZ FSWEZ | 4 4' length | 40L 4000 lumens | 830 80 CRI, 3000K 835 80 CRI, 3500K 840 80 CRI, 4000K | UNV Universal voltage 120-277 | EMLED Factory wired Philips Bodine BSL310LP integral emergency pack. Nominal 1100 lm |

- 8' is tandem (2) 4' lenses with single piece 8' body.
- Nominal delivered lumens at 25C ambient.
- Not available in 3' model.
- XDIM option must be specified with 120V or 277V option only.
- Not available in 2' or 3' model.

- Not available in 4' 70L model or 8' 140L model.
- DALI available up to 80L models only, consult factory for other options.
- EMLED on 8' models illuminates 4' section in emergency mode. EMLED not available on 2' models.
- Specify DIM driver with DAYOCC option.
- Not available in 8' 110L or 140L models.

