

Professional LEDlamps MV range

Recommended **dimmer** compatibility list for **Mains Voltage** Lamps



KEY

x-y	Excellent dimming with X-Y lamps, however external factors can negatively influence the deep dimming performance
x-y	Dimming performance: These dimmers require more than 5 lamps as minimum load
	Unexpected performance behavior, not in line with good dimming perception
N.A.	Dimmer lamp combination not applicable
T.B.D.	Dimmer lamp combination not tested

This document is for information purposes and must be treated as recommendation. Philips attempted to provide best results, results are generated in lab conditions and might contain faults

Brand	Type	Type	Load	LEDspots											
				Master LEDspot MV Dim Tone 4-35W GU10			Master LEDspot MV Dim Tone 4.5-50W GU10			Classic LEDspot MV 4.4-35W GU10			Classic LEDspot MV 5.5-50W GU10		
				Dimming Performance	Dimming Range	Glowing	Dimming Performance	Dimming Range	Glowing	Dimming Performance	Dimming Range	Glowing	Dimming Performance	Dimming Range	Glowing
Berker INSTA	286710	RC	20 – 360 W - Turn	2-18	99%-3%		2-16	91%-5%		2-20	91%-25%		2-15	85%-19%	
Berker INSTA	283010	R	60 – 400 W - Turn	2-20	95%-5%		2-18	96%-4%		2-20	95%-24%		2-15	88%-19%	
Bticino	L4407		60 – 250 W		N.A.	N.A.		N.A.	N.A.		N.A.	N.A.		N.A.	N.A.
Busch Jaeger ABB	2200 U - 503	R	60 – 400 W - Turn	2-20	94%-6%		2-19	94%-4%		2-18	93%-19%		2-15	89%-17%	
Busch Jaeger ABB	2247 U	R	60 – 400 W - Turn	2-20	94%-4%		2-19	95%-3%		2-20	93%-10%		2-18	97%-6%	
Busch Jaeger ABB	2250 U	RL	20 – 500 W - Turn	2-20	97%-5%		2-19	96%-3%		2-20	96%-7%		2-20	98%-4%	
Busch Jaeger ABB	6513 U - 102	R	40 – 420 W - Turn	2-20	97%-6%		2-19	96%-5%		2-20	94%-23%		2-15	87%-20%	
Busch Jaeger ABB	6523 U	LED	2 – 100 VA-LED - Turn	2-20	93%-3%		2-19	92%-3%		2-20	90%-2%		2-20	93%-17%	
Busch Jaeger ABB	6526 U	LED	2 – 100 VA-LED - Push (2wire)	2-20	91%-8%	< 8	2-20	89%-6%	< 8	2-20	96%-24%		2-18	96%-18%	
ELKO Schneider	SBD200LED (CCTEL10501)	LED/RC	4 – 200W(RC) 4 – 400W(RL)	2-20	89%-6%		2-18	91%-6%		2-20	92%-29%		2-15	85%-23%	
ELKO Schneider	SBD315RC (315 GLE)	RC	315W	2-16	92%-4%		2-14	92%-3%		2-14	91%-6%		2-11	91%-5%	
ELKO Schneider	SBD420RCRL (CCTEL13011)	RLC	315W	2-20	91%-3%		2-15	92%-3%		2-19	94%-14%		2-15	97%-13%	
Eltako	EVD61NPN-UC		400W 3-wire Push Module	2-20	95%-30%		T.B.D.	T.B.D.	T.B.D.	2-14	99%-15%	< 19	2-15	99%-14%	< 16
Feller Schneider	40200 (SBD200LED CCTCH10601)	LED/RC	4 – 200W(RC) 4 – 400W(RL)	2-20	89%-6%	T.B.D.	2-18	91%-6%	T.B.D.	2-20	92%-29%		2-15	85%-23%	
GIRA	1176-00/01	RLC	50 – 420W	2-20	95%-8%	< 11	2-19	94%-6%	< 11	2-19	94%-36%		2-15	95%-32%	
GIRA	2390 00/ 100	LED	7 – 100W - Push (3wire)	6-20	90%-3%	< 7	6-19	90%-3%	< 7	2-13	97%-13%		2-18	90%-14%	
Hager	EVN 011	RC		2-20	98%-3%	< 16	2-20	96%-3%	< 14	2-14	97%-19%	< 6	2-11	97%-16%	< 12
Hager	EVN 012	RC	300W	2-15	96%-3%	< 16	2-13	96%-3%	< 13	2-14	98%-19%	< 5	2-11	97%-16%	< 12
Hager	EVN 004	RL		2-20	96%-3%	< 16	2-22	94%-3%	< 15	2-20	98%-19%		2-18	97%-16%	
Jung	225 TDE	RC	20 – 525 W - Turn	2-20	93%-6%		2-19	93%-6%		2-20	92%-26%		2-15	87%-22%	
Jung	1271LEDDE	LED	3 – 100W - Push (3wire)	6-20	91%-9%	< 7	5-19	91%-8%	< 6	2-20	93%-37%		2-20	88%-35%	
Klik aan Klik uit	AWMD-250	LED	3 – 24W	2-6	84%-3%					2-5	88%-3%		2-4	87%-37%	
Legrand	774161	RL	40 – 400 W - Turn		N.A.	N.A.		N.A.	N.A.		N.A.	N.A.		N.A.	N.A.
Legrand	78401	RLC	40 – 500W	2-20	94%-4%	< 10	2-18	94%-3%	< 9	2-18	96%-3%	< 3	2-15	92%-16%	< 3
Legrand	67081	RL	40 – 400 W - Turn		N.A.	N.A.		N.A.	N.A.		N.A.	N.A.		N.A.	N.A.
Legrand	67082	RL	40 – 600 W - Turn		N.A.	N.A.		N.A.	N.A.		N.A.	N.A.		N.A.	N.A.
Legrand	67083	RLC	3 – 400W	2-20	93%-4%	< 5		91%-3%	< 4	2-3	89%-12%			N.A.	N.A.
Legrand	67084	RLC	8 – 300 VA - Push LED (3wire)	9-20	95%-3%	< 10	10-18	95%-4%	< 10	2-18	98%-20%		2-15	88%-15%	
Legrand	67085 (078406)	RLC	8 – 300 VA - Push LED (3wire)	2-15	94%-3%		2-15	100%-3%			N.A.	N.A.	2-11	99%-3%	
Legrand	L4402N	R	60 – 500W	10-20	88%-6%		6-20	85%-4%		8-20	91%-30%		3-18	86%-28%	
Merten Schneider	SBD200LED (MEG5134-0000)	LED/RC	4 – 200W(RC) 4 – 400W(RL)	2-20	89%-6%		2-18	91%-6%		2-20	92%-29%		2-15	85%-23%	
Merten Schneider	SBD315RC (MEG5136-0000)	RC	315W	2-16	92%-4%		2-14	92%-3%		2-14	91%-6%		2-11	91%-5%	
Merten Schneider	SBD420RCRL (MEG5138-0000)	RLC	20 – 420 VA	2-20	91%-3%		2-15	92%-3%		2-19	94%-14%		2-15	97%-13%	
MK - Electric	K1535	R	65 – 450 W - Turn	2-20	80%-4%		2-19	81%-3%		3-20	85%-20%		2-15	77%-15%	
MK - Electric	K1501 WHILV	R	60 – 500 W - Turn	2-20	85%-4%		2-19	87%-3%		3-20	89%-19%		2-18	81%-17%	
MK - Electric	K4501 WHILV	RLC			86%-4%		2-10	85%-3%		3-10	89%-19%		2-8	90%-19%	
MK - Electric	K4500 WHILV	RLC			86%-4%		2-14	85%-3%		3-15	90%-20%		2-15	88%-19%	
NIKO	310-0280X	LED	2 – 100 VA	2-5	99%-6%		2-4	96%-4%		2-5	97%-8%		2-4	97%-7%	
PEHA	431HAN	RL LED	6 – 120W 6 – 60W	2-6	86%-6%		2-5	85%-6%		2-5	89%-10%		2-4	87%-10%	
Philips	UID8670	LED	2 – 100 VA-LED - Push (3wire)	2-20	93%-3%		2-19	92%-3%		2-20	90%-3%		2-20	93%-17%	
Schneider	SBD315RC (SBD 315, SDD 315)	RC	315W	2-16	92%-4%		2-14	92%-3%		2-14	91%-6%		2-11	91%-5%	
Schneider	SBD315RC (ATD315)(CCTO11533)	RC	315W	2-16	92%-4%		2-14	92%-3%		2-14	91%-6%		2-11	91%-5%	
Schneider	SBD200 (WDE 002299)		4 – 400VA - Turn Universal (2wire)	2-20	89%-6%		2-18	91%-6%		2-20	92%-29%		2-15	85%-23%	
Schneider	SBD315RC (SBD 315)	RC	315W	2-16	92%-4%		2-14	92%-3%		2-14	91%-6%		2-11	91%-5%	
VADSBO	ED 350	RC	50 – 350W	2-18	89%-8%		2-16	87%-6%		2-16	93%-34%		2-13	88%-29%	
VADSBO	DRS 315	RC	50 – 315W	2-16	94%-5%		2-14	94%-4%		8-14	95%-24%	< 15	3-11	97%-21%	< 12
VADSBO	DU 250	RC	20 – 250W	2-13	98%-4%		2-11	84%-4%		2-11	89%-11%	< 12	2-9	89%-9%	< 10
Varilight	HQ3W	R		2-20	93%-4%		2-18	96%-3%		2-18	98%-14%		2-15	88%-8%	
Vimar	20148	RL	500W		N.A.	N.A.		N.A.	N.A.	2-20	94%-17%		2-18	88%-16%	< 4
Vimar	14153	R		2-20	98%-3%	< 10	2-20	96%-3%	< 10	2-20	98%-3%		2-18	97%-9%	
Vimar	20160	RC		2-15	93%-4%		2-13	91%-3%		2-14	94%-13%	< 15	2-18	94%-12%	< 19
Vimar	20162	RL	40 – 300W		N.A.	N.A.		N.A.	N.A.	3-13	93%-14%		2-11	84%-11%	< 4
Dynalite	DDLE801			2-20	93%-3%		2-20	91%-3%		T.B.D.	T.B.D.	T.B.D.	2-18	88%-9%	
Dynalite	DDMC-GRMSPLUS			2-20	94%-3%		2-20	94%-3%		T.B.D.	T.B.D.	T.B.D.	2-16	90%-3%	

- Note :
- #1) Unexpected behaviour can occur outside the range of specified number of lamps.
 - #2) Occupancy sensors can act like dimmers, therefore Philips recommend to use dimmable lamps in combination with it.
 - #3) Glowing means: a switched off dimmer still having the possibility that a small light output is visible. This status can occur when a low quantity of lamps is connected.
 - #4) Yellow cells indication: Sometimes flickering is observed due to low dimmer loads, best visible at deep dimming
 - #4a) Yellow cells indication: Dimming performance: LED's have much lower load (wattage) than traditional light sources. (e.g. flickering where "active loads" can reduce your problems)
 - #4b) Yellow cells indication: Dimming range, minimum dim level with the indicated dimmer will be somewhere between 10%-30%
 - #5) Various dimmer suppliers offer "active loads" (e.g. Busch Jaeger Kompensator 6596) to optimize dimming performance in case of lamp-dimmer system issues. Using double pole switches will prevent glowing issues.
 - #7) This list is based on measurements in a lab environment with nominal voltage, a different voltage will result in a different dimming range. Therefore we indicated 3% as minimum light level as lab condition.
 - #8) Dimmer manufacturers may change the technical design of the dimmer without informing LED lamp suppliers. These changes can influence the performance of LED products. Philips cannot be held responsible for inaccuracies in the compatibility lists due to technical changes in dimmers

KEY

x-y	Excellent dimming with X-Y lamps, however external factors can negatively influence the deep dimming performance
x-y	Dimming performance: These dimmers require more than 5 lamps as minimum load
	Unexpected performance behavior, not in line with good dimming perception
N.A.	Dimmer lamp combination not applicable
T.B.D.	Dimmer lamp combination not tested

This document is for information purposes and must be treated as recommendation. Philips attempted to provide best results, results are generated in lab conditions and might contain faults

				LEDspots											
				Master LEDspot MV Value 3.5-35W GU10			Master LEDspot MV Value 4.3-50W GU10			Master LEDspot MV 4-35W GU10 CRI90			Master LEDspot MV 5.4-50W GU10 CRI90		
Brand	Type	Type	Load	Dimming Performance	Dimming Range	Glowing	Dimming Performance	Dimming Range	Glowing	Dimming Performance	Dimming Range	Glowing	Dimming Performance	Dimming Range	Glowing
Berker INSTA	286710	RC	20 – 360 W - Turn	2-21	92%-22%		2-10	90%-20%		2-18	91%-3%		2-13	93%-3%	
Berker INSTA	283010	R	60 – 400 W - Turn	2-23	95%-14%		2-10	94%-8%		2-20	93%-3%		2-15	96%-3%	
Bticino	L4407		60 – 250 W		N.A.	N.A.		N.A.	N.A.		N.A.	N.A.		N.A.	N.A.
Busch Jaeger ABB	2200 U - 503	R	60 – 400 W - Turn	2-23	95%-17%	< 2	2-10	94%-16%	< 2	2-20	92%-3%		2-15	97%-3%	
Busch Jaeger ABB	2247 U	R	60 – 400 W - Turn	2-29	95%-3%		2-10	92%-3%		2-25	93%-3%		2-19	97%-3%	
Busch Jaeger ABB	2250 U	RL	20 – 500 W - Turn	2-34	95%-3%		2-10	92%-3%		2-30	95%-3%		2-22	98%-3%	
Busch Jaeger ABB	6513 U - 102	R	40 – 420 W - Turn	2-24	96%-22%		2-10	96%-20%		2-21	94%-3%			N.A.	
Busch Jaeger ABB	6523 U	LED	2 – 100 VA-LED - Turn	2-20	90%-3%		2-10	92%-3%		2-20	90%-3%		2-19	92%-3%	
Busch Jaeger ABB	6526 U	LED	2 – 100 VA-LED - Push (2wire)	2-20	87%-33%	< 3	2-20	89%-29%		2-20	89%-3%		2-19	88%-3%	
ELKO Schneider	SBD200LED (CCTEL10501)	LED/RC	4 – 200W(RC) 4 – 400W(RL)	2-23	91%-23%		2-10	88%-20%		2-20	90%-3%		2-15	93%-3%	
ELKO Schneider	SBD315RC (315 GLE)	RC	315W	2-18	94%-5%		2-10	88%-3%		2-16	90%-3%		2-12	89%-3%	
ELKO Schneider	SBD420RCRL (CCTEL13011)	RLC	315W		N.A.	N.A.		N.A.	N.A.		N.A.	N.A.		N.A.	N.A.
Eltako	EVD61NPN-UC		400W 3-wire Push Module	T.B.D.	T.B.D.	T.B.D.	T.B.D.	T.B.D.	T.B.D.	T.B.D.	T.B.D.	T.B.D.	T.B.D.	T.B.D.	T.B.D.
Feller Schneider	40200 (SBD200LED CCTCH10601)	LED/RC	4 – 200W(RC) 4 – 400W(RL)	2-23	91%-23%		2-10	88%-20%		2-20	90%-3%		2-15	93%-3%	
GIRA	1176-00/01	RLC	50 – 420W	2-20	96%-31%		2-20	94%-27%		2-20	93%-3%		2-16	91%-3%	
GIRA	2390 00/ 100	LED	7 – 100W - Push (3wire)	2-29	91%-10%	< 2	2-10	92%-8%		2-25	90%-3%		2-19	94%-3%	
Hager	EVN 011	RC		2-17	96%-13%	< 3	2-14	98%-13%	< 2	2-15	93%-3%		2-11	97%-3%	
Hager	EVN 012	RC	300W	2-17	98%-13%	< 3	2-14	98%-13%	< 7	2-15	93%-3%		2-11	97%-3%	
Hager	EVN 004	RL		2-20	98%-16%	< 19	2-20	98%-13%	< 8	2-20	93%-3%		2-19	97%-3%	
Jung	225 TDE	RC	20 – 525 W - Turn	2-30	94%-25%		2-10	92%-24%		2-26	92%-3%		2-19	95%-3%	
Jung	1271LEDDE	LED	3 – 100W - Push (3wire)	2-29	91%-38%	< 2	2-10	92%-36%		2-25	90%-3%		2-19	95%-18%	
Klik aan Klik uit	AWMD-250	LED	3 – 24W	2-7	84%-29%	< 3	2-6	81%-28%	< 7	2-6	86%-3%		2-4	85%-3%	
Legrand	774161	RL	40 – 400 W - Turn		N.A.	N.A.	3-10	92%-8%	< 4		N.A.	N.A.		N.A.	N.A.
Legrand	78401	RLC	40 – 500W	2-20	93%-13%	< 5	2-19	93%-13%		2-20	89%-3%		2-15	91%-3%	
Legrand	67081	RL	40 – 400 W - Turn		N.A.	N.A.	3-10	96%-16%			N.A.	N.A.		N.A.	N.A.
Legrand	67082	RL	40 – 600 W - Turn		N.A.	N.A.		N.A.	N.A.		N.A.	N.A.		N.A.	N.A.
Legrand	67083	RLC	3 – 400W			N.A.		89%-10%			89%-3%			89%-3%	
Legrand	67084	RLC	8 - 300 VA - Push LED (3wire)	2-23	90%-6%	< 4	2-10	88%-3%	< 5		N.A.	N.A.		N.A.	N.A.
Legrand	67085 (078406)	RLC	8 - 300 VA - Push LED (3wire)	2-17	97%-3%		2-10	96%-3%		2-15	98%-3%			N.A.	
Legrand	L4402N	R	60 – 500W	10-20	84%-24%		5-20	83%-25%		4-20	82%-3%			85%-3%	
Merten Schneider	SBD200LED (MEG5134-0000)	LED/RC	4 – 200W(RC) 4 – 400W(RL)	2-23	91%-23%		2-10	88%-20%		2-20	90%-3%		2-15	93%-3%	
Merten Schneider	SBD315RC (MEG5136-0000)	RC	315W	2-18	94%-5%		2-10	88%-3%		2-16	90%-3%		2-12	89%-3%	
Merten Schneider	SBD420RCRL (MEG5138-0000)	RLC	20 – 420 VA		N.A.	N.A.		N.A.	N.A.		N.A.	N.A.		N.A.	N.A.
MK - Electric	K1535	R	65 – 450 W - Turn	2-26	83%-12%		2-10	80%-14%		2-23	80%-3%		2-17	83%-3%	
MK - Electric	K1501 WHILV	R	60 – 500 W - Turn	2-10	88%-14%		2-10	86%-14%		2-25	86%-3%		2-19	90%-3%	
MK - Electric	K4501 WHILV	RLC		3-13	87%-13%		2-10	85%-13%		2-11	86%-3%		2-18	85%-3%	
MK - Electric	K4500 WHILV	RLC			87%-13%		2-15	85%-13%		2-16	86%-3%		2-12	85%-3%	
NIKO	310-0280X	LED	2 – 100 VA	2-6	98%-24%		2-5	97%-23%		2-5	89%-3%		2-5	97%-3%	
PEHA	431HAN	RL LED	6 – 120W 6 – 60W	2-7	87%-31%		2-6	85%-29%		2-10	82%-3%		2-4	88%-6%	
Philips	UID8670	LED	2 – 100 VA-LED - Push (3wire)	2-20	90%-3%		2-10	92%-3%		2-20	90%-3%		2-19	92%-3%	
Schneider	SBD315RC (SBD 315, SDD 315)	RC	315W	2-18	94%-5%		2-10	88%-3%		2-16	90%-3%		2-12	89%-3%	
Schneider	SBD315RC (ATD315)(CCT011533)	RC	315W	2-18	94%-5%		2-10	88%-3%		2-16	90%-3%		2-12	89%-3%	
Schneider	SBD200 (WDE 002299)		4 – 400VA - Turn Universal (2wire)	2-23	91%-23%		2-10	88%-20%		2-20	90%-3%		2-15	93%-3%	
Schneider	SBD315RC (SBD 315)	RC	315W	2-18	94%-5%		2-10	88%-3%		2-16	90%-3%		2-12	89%-3%	
VADSBO	ED 350	RC	50 – 350W	2-20	91%-29%		2-15	88%-27%		2-18	86%-3%		2-13	88%-3%	
VADSBO	DRS 315	RC	50 – 315W	10-18	93%-20%		2-15	93%-17%	< 11	6-16	93%-3%		2-12	94%-3%	
VADSBO	DU 250	RC	20 – 250W	2-14	89%-20%		2-12	83%-8%	< 11	2-13	86%-3%		2-9	85%-3%	
Varilight	HQ3W	R		2-23	92%-8%		2-10	92%-6%		2-20	92%-3%		2-15	97%-3%	
Vimar	20148	RL	500W	2-29	95%-16%	< 30	3-10	92%-8%	< 11	3-25	93%-3%		2-19	94%-3%	
Vimar	14153	R			98%-3%		2-20	98%-3%		2-20	93%-3%		2-19	97%-3%	
Vimar	20160	RC		2-17	91%-9%		2-14	92%-8%	< 11	2-15	89%-3%		2-11	94%-3%	
Vimar	20162	RL	40 – 300W	2-17	91%-13%	< 18	2-10	88%-8%	< 11	2-15	90%-3%		2-11	92%-3%	
Dynalite	DDLE801			2-20	91%-9%		2-20	88%-8%		2-20	93%-3%		2-19	88%-3%	
Dynalite	DDMC-GRMSPLUS			2-20	93%-4%		2-20	97%-4%		2-20	93%-3%		2-17	91%-3%	

- Note :
- #1) Unexpected behaviour can occur outside the range of specified number of lamps.
 - #2) Occupancy sensors can act like dimmers, therefore Philips recommend to use dimmable lamps in combination with it.
 - #3) Glowing means: a switched off dimmer still having the possibility that a small light output is visible. This status can occur when a low quantity of lamps is connected.
 - #4) Yellow cells indication: Sometimes flickering is observed due to low dimmer loads, best visible at deep dimming
 - #4a) Yellow cells indication: Dimming performance: LED's have much lower load (wattage) than traditional lightsources. (e.g. flickering where "active loads" can reduce your problems)
 - #4b) Yellow cells indication: Dimming range, minimum dim level with the indicated dimmer will be somewhere between 10%-30%
 - #5) Various dimmer suppliers offer "active loads" (e.g. Busch Jaeger Kompensator 6596) to optimize dimming performance in case of lamp-dimmer system issues. Using double pole switches will prevent glowing issues.
 - #7) This list is based on measurements in a lab environment with nominal voltage, a different voltage will result in a different dimming range. Therefore we indicated 3% as minimum lightlevel as labcondition.
 - #8) Dimmermanufacturers may change the technical design of the dimmer without informing LED lamp suppliers. These changes can influence the performance of LED products. Philips cannot be held responsible for inaccuracies in the compatibility lists due to technical changes in dimmers

KEY

x-y	Excellent dimming with X-Y lamps, however external factors can negatively influence the deep dimming performance
x-y	Dimming performance: These dimmers require more than 5 lamps as minimum load
	Unexpected performance behavior, not in line with good dimming perception
N.A.	Dimmer lamp combination not applicable
T.B.D.	Dimmer lamp combination not tested

This document is for information purposes and must be treated as recommendation. Philips attempted to provide best results, results are generated in lab conditions and might contain faults

Brand	Type	Type	Load	LEDspots											
				Master LEDspot MV 5.5W-50W PAR20			Master LEDspot MV 8.5W-75W PAR30S			Master LEDspot MV 13W-100W PAR38			CorePro LEDspot MV 4.5W-40W R50		
				Dimming Performance	Dimming Range	Glowing	Dimming Performance	Dimming Range	Glowing	Dimming Performance	Dimming Range	Glowing	Dimming Performance	Dimming Range	Glowing
Berker INSTA	286710	RC	20 – 360 W - Turn	3-13	86%-3%		1-8	92%-9%		T.B.D.	T.B.D.	T.B.D.	2-10	90%-20%	
Berker INSTA	283010	R	60 – 400 W - Turn	3-15	88%-3%		1-9	95%-10%		T.B.D.	T.B.D.	T.B.D.	2-10	94%-8%	
Bticino	L4407		60 – 250 W	T.B.D.	T.B.D.	T.B.D.	N.A.	N.A.		1-8	59%-3%		T.B.D.	T.B.D.	T.B.D.
Busch Jaeger ABB	2200 U - 503	R	60 – 400 W - Turn	3-15	90%-10%		2-5	95%-18%		T.B.D.	T.B.D.	T.B.D.	2-10	94%-16%	< 2
Busch Jaeger ABB	2247 U	R	60 – 400 W - Turn	3-18	89%-3%		1-12	94%-3%		T.B.D.	T.B.D.	T.B.D.	2-10	92%-3%	
Busch Jaeger ABB	2250 U	RL	20 – 500 W - Turn	3-22	90%-3%		1-10	98%-3%		T.B.D.	T.B.D.	T.B.D.	2-10	92%-3%	
Busch Jaeger ABB	6513 U - 102	R	40 – 420 W - Turn	3-15	92%-3%		1-10	94%-8%		T.B.D.	T.B.D.	T.B.D.	2-10	96%-20%	
Busch Jaeger ABB	6523 U	LED	2 – 100 VA-LED - Turn	3-18	85%-3%		1-20	95%-3%		T.B.D.	T.B.D.	T.B.D.	2-10	92%-3%	
Busch Jaeger ABB	6526 U	LED	2 – 100 VA-LED - Push (2wire)	T.B.D.	T.B.D.	T.B.D.	2-12	95%-9%		1-8	97%-6%		T.B.D.	T.B.D.	T.B.D.
ELKO Schneider	SBD200LED (CCTEL10501)	LED/RC	4 – 200W(RC) 4 – 400W(RL)	3-15	88%-3%		1-9	93%-12%		T.B.D.	T.B.D.	T.B.D.	2-10	88%-20%	
ELKO Schneider	SBD315RC (315 GLE)	RC	315W	3-11	90%-3%		1-7	92%-3%		T.B.D.	T.B.D.	T.B.D.	2-10	88%-3%	
ELKO Schneider	SBD420RCRL (CCTEL13011)	RLC	315W	3-15	90%-3%		1-10	94%-4%		T.B.D.	T.B.D.	T.B.D.	T.B.D.	N.A.	N.A.
Eltako	EVD61NPN-UC		400W 3-wire Push Module	T.B.D.	T.B.D.	T.B.D.	2-9	98%-4%		T.B.D.	T.B.D.	T.B.D.	T.B.D.	T.B.D.	T.B.D.
Feller Schneider	40200 (SBD200LED CCTCH10601)	LED/RC	4 – 200W(RC) 4 – 400W(RL)	3-15	88%-3%		T.B.D.	T.B.D.	T.B.D.	T.B.D.	T.B.D.	T.B.D.	2-10	88%-20%	
GIRA	1176-00/01	RLC	50 – 420W	T.B.D.	T.B.D.	T.B.D.	2-10	95%-15%		T.B.D.	N.A.	N.A.	T.B.D.	T.B.D.	T.B.D.
GIRA	2390 00/ 100	LED	7 – 100W - Push (3wire)	3-18	90%-21%		1-12	95%-3%		T.B.D.	T.B.D.	T.B.D.	2-10	92%-8%	
Hager	EVN 011	RC		T.B.D.	T.B.D.	T.B.D.	2-7	97%-6%		1-5	100%-3%		T.B.D.	T.B.D.	T.B.D.
Hager	EVN 012	RC	300W	T.B.D.	T.B.D.	T.B.D.	2-7	96%-6%		1-5	100%-3%		T.B.D.	T.B.D.	T.B.D.
Hager	EVN 004	RL		T.B.D.	T.B.D.	T.B.D.	2-12	97%-6%		1-8	100%-3%		T.B.D.	T.B.D.	T.B.D.
Jung	225 TDE	RC	20 – 525 W - Turn	3-19	85%-3%		2-12	93%-11%		T.B.D.	T.B.D.	T.B.D.	2-10	92%-24%	
Jung	1271LEDDE	LED	3 – 100W - Push (3wire)	3-18	90%-21%		1-12	95%-3%		T.B.D.	T.B.D.	T.B.D.	2-10	92%-36%	
Klik aan Klik uit	AWMD-250	LED	3 – 24W	T.B.D.	T.B.D.	T.B.D.	2-3	90%-19%		1-2	100%-6%		T.B.D.	T.B.D.	T.B.D.
Legrand	774161	RL	40 – 400 W - Turn		N.A.	N.A.	1-9	97%-7%		T.B.D.	T.B.D.	T.B.D.	3-10	92%-8%	< 4
Legrand	78401	RLC	40 – 500W	T.B.D.	T.B.D.	T.B.D.	2-9	93%-5%		1-6	98%-3%		T.B.D.	T.B.D.	T.B.D.
Legrand	67081	RL	40 – 400 W - Turn		N.A.	N.A.	1-7	98%-7%		T.B.D.	T.B.D.	T.B.D.	3-10	96%-16%	
Legrand	67082	RL	40 – 600 W - Turn		N.A.	N.A.	1-2	97%-7%		T.B.D.	T.B.D.	T.B.D.	T.B.D.	N.A.	N.A.
Legrand	67083	RLC	3 – 400W	T.B.D.	T.B.D.	T.B.D.	2-9	92%-3%		2-6	100%-3%		T.B.D.	T.B.D.	T.B.D.
Legrand	67084	RLC	8 – 300 VA - Push LED (3wire)	3-15	90%-3%		1-9	94%-5%		T.B.D.	T.B.D.	T.B.D.	2-10	88%-3%	< 5
Legrand	67085 (078406)	RLC	8 – 300 VA - Push LED (3wire)	3-11	95%-3%		1-7	98%-2%		T.B.D.	T.B.D.	T.B.D.	2-10	96%-3%	
Legrand	L4402N	R	60 – 500W	T.B.D.	T.B.D.	T.B.D.		N.A.	N.A.		N.A.	N.A.	T.B.D.	T.B.D.	T.B.D.
Merten Schneider	SBD200LED (MEG5134-0000)	LED/RC	4 – 200W(RC) 4 – 400W(RL)	3-15	88%-3%		1-9	93%-12%		T.B.D.	T.B.D.	T.B.D.	2-10	88%-20%	
Merten Schneider	SBD315RC (MEG5136-0000)	RC	315W	3-11	90%-3%		1-7	92%-3%		T.B.D.	T.B.D.	T.B.D.	2-10	88%-3%	
Merten Schneider	SBD420RCRL (MEG5138-0000)	RLC	20 – 420 VA	3-15	90%-3%		1-10	94%-4%		T.B.D.	T.B.D.	T.B.D.	T.B.D.	N.A.	N.A.
MK - Electric	K1535	R	65 – 450 W - Turn	3-16	83%-3%		1-11	80%-8%		T.B.D.	T.B.D.	T.B.D.	2-10	80%-14%	
MK - Electric	K1501 WHILV	R	60 – 500 W - Turn	3-18	83%-3%		1-12	92%-7%		T.B.D.	T.B.D.	T.B.D.	2-10	86%-14%	
MK - Electric	K4501 WHILV	RLC		T.B.D.	T.B.D.	T.B.D.	2-5	99%-28%		1-3	98%-3%		T.B.D.	T.B.D.	T.B.D.
MK - Electric	K4500 WHILV	RLC		T.B.D.	T.B.D.	T.B.D.	2-9	99%-28%		1-5	98%-3%		T.B.D.	T.B.D.	T.B.D.
NIKO	310-0280X	LED	2 – 100 VA	T.B.D.	T.B.D.	T.B.D.	T.B.D.	T.B.D.	T.B.D.	1-2	97%-3%		T.B.D.	T.B.D.	T.B.D.
PEHA	431HAN	RL LED	6 – 120W 6 – 60W	T.B.D.	T.B.D.	T.B.D.	2-3	92%-3%			N.A.	N.A.	T.B.D.	T.B.D.	T.B.D.
Philips	UID8670	LED	2 – 100 VA-LED - Push (3wire)	3-18	85%-3%		1-20	95%-3%		T.B.D.	T.B.D.	T.B.D.	2-10	92%-3%	
Schneider	SBD315RC (SBD 315, SDD 315)	RC	315W	3-11	90%-3%		1-7	92%-3%		T.B.D.	T.B.D.	T.B.D.	2-10	88%-3%	
Schneider	SBD315RC (ATD315)(CCT011533)	RC	315W	3-11	90%-3%		1-7	92%-3%		T.B.D.	T.B.D.	T.B.D.	2-10	88%-3%	
Schneider	SBD200 (WDE 002299)		4 – 400VA - Turn Universal (2wire)	3-15	88%-3%		1-9	93%-12%		T.B.D.	T.B.D.	T.B.D.	2-10	88%-20%	
Schneider	SBD315RC (SBD 315)	RC	315W	3-11	90%-3%		1-7	92%-3%		T.B.D.	T.B.D.	T.B.D.	2-10	88%-3%	
VADSBO	ED 350	RC	50 – 350W	T.B.D.	T.B.D.	T.B.D.	2-8	90%-13%		1-5	94%-3%		T.B.D.	T.B.D.	T.B.D.
VADSBO	DRS 315	RC	50 – 315W	T.B.D.	T.B.D.	T.B.D.	2-7	94%-9%		1-5	100%-3%		T.B.D.	T.B.D.	T.B.D.
VADSBO	DU 250	RC	20 – 250W	T.B.D.	T.B.D.	T.B.D.	2-6	82%-3%		1-5	80%-20%		T.B.D.	T.B.D.	T.B.D.
Varilight	HQ3W	R		3-15	88%-3%		2-9	97%-6%		T.B.D.	T.B.D.	T.B.D.	2-10	92%-6%	
Vimar	20148	RL	500W	3-18	89%-3%		1-12	95%-3%		T.B.D.	T.B.D.	T.B.D.	3-10	92%-8%	< 11
Vimar	14153	R		T.B.D.	T.B.D.	T.B.D.	2-12	99%-3%		1-8	98%-3%		T.B.D.	T.B.D.	T.B.D.
Vimar	20160	RC		3-15	88%-3%	T.B.D.	2-12	93%-3%			N.A.	N.A.	T.B.D.	T.B.D.	T.B.D.
Vimar	20162	RL	40 – 300W	3-11	88%-3%		1-7	92%-4%		T.B.D.	T.B.D.	T.B.D.	2-10	88%-8%	< 11
Dynalite	DDLE801			T.B.D.	T.B.D.	T.B.D.	1-12	96%-3%		2-8	100%-3%		T.B.D.	T.B.D.	T.B.D.
Dynalite	DDMC-GRMSPLUS			T.B.D.	T.B.D.	T.B.D.	1-11	93%-2%		2-8	100%-3%		T.B.D.	T.B.D.	T.B.D.

- Note :
- #1) Unexpected behaviour can occur outside the range of specified number of lamps.
 - #2) Occupancy sensors can act like dimmers, therefore Philips recommend to use dimmable lamps in combination with it.
 - #3) Glowing means: a switched off dimmer still having the possibility that a small light output is visible. This status can occur when a low quantity of lamps is connected.
 - #4) Yellow cells indication: Sometimes flickering is observed due to low dimmer loads, best visible at deep dimming
 - #4a) Yellow cells indication: Dimming performance: LED's have much lower load (wattage) than traditional light sources. (e.g. flickering where "active loads" can reduce your problems)
 - #4b) Yellow cells indication: Dimming range, minimum dim level with the indicated dimmer will be somewhere between 10%-30%
 - #5) Various dimmer suppliers offer "active loads" (e.g. Busch Jaeger Kompensator 6596) to optimize dimming performance in case of lamp-dimmer system issues. Using double pole switches will prevent glowing issues.
 - #7) This list is based on measurements in a lab environment with nominal voltage, a different voltage will result in a different dimming range. Therefore we indicated 3% as minimum light level as lab condition.
 - #8) Dimmer manufacturers may change the technical design of the dimmer without informing LED lamp suppliers. These changes can influence the performance of LED products. Philips cannot be held responsible for inaccuracies in the compatibility lists due to technical changes in dimmers

KEY

x-y	Excellent dimming with X-Y lamps, however external factors can negatively influence the deep dimming performance
x-y	Dimming performance: These dimmers require more than 5 lamps as minimum load
	Unexpected performance behavior, not in line with good dimming perception
N.A.	Dimmer lamp combination not applicable
T.B.D.	Dimmer lamp combination not tested

This document is for information purposes and must be treated as recommendation. Philips attempted to provide best results, results are generated in lab conditions and might contain faults





Brand	Type	Type	Load	LEDspots											
				Master LEDbulb clear 6W-40W DimTone			Master LEDbulb clear 9W-60W DimTone			Master LEDbulb 11W-75W DimTone			Master LEDbulb 15W-100W DimTone		
				Dimming Performance	Dimming Range	Glowing	Dimming Performance	Dimming Range	Glowing	Dimming Performance	Dimming Range	Glowing	Dimming Performance	Dimming Range	Glowing
Berker INSTA	286710	RC	20 – 360 W - Turn	1-3	87%-3%		1-3	98%-4%		1-3	87%-10%		1-3	89%-9%	
Berker INSTA	283010	R	60 – 400 W - Turn	1-3	90%-3%		1-3	95%-3%		1-3	93%-10%		1-3	91%-9%	
Bticino	L4407		60 – 250 W		N.A.	N.A.		N.A.	N.A.		N.A.	N.A.		N.A.	N.A.
Busch Jaeger ABB	2200 U - 503	R	60 – 400 W - Turn	1-3	93%-3%		1-3	94%-5%		1-3	93%-17%		1-3	91%-22%	
Busch Jaeger ABB	2247 U	R	60 – 400 W - Turn	1-3	90%-3%		1-3	95%-3%		1-3	93%-3%		1-3	93%-3%	
Busch Jaeger ABB	2250 U	RL	20 – 500 W - Turn	1-3	92%-3%		1-3	95%-3%		1-3	93%-3%		1-3	93%-3%	
Busch Jaeger ABB	6513 U - 102	R	40 – 420 W - Turn	1-3	94%-8%		1-3	96%-5%		1-3	93%-10%		1-3	91%-10%	
Busch Jaeger ABB	6523 U	LED	2 – 100 VA-LED - Turn	1-3	86%-3%		1-3	89%-3%		1-3	87%-3%		1-3	87%-3%	
Busch Jaeger ABB	6526 U	LED	2 – 100 VA-LED - Push (2wire)	1-3	91%-4%		1-3	88%-5%		1-3	98%-10%		1-3	98%-11%	
ELKO Schneider	SBD200LED (CCTEL10501)	LED/RC	4 – 200W(RC) 4 – 400W(RL)	1-3	88%-3%		1-3	90%-4%		1-3	90%-10%		1-3	89%-10%	
ELKO Schneider	SBD315RC (315 GLE)	RC	315W	1-3	93%-3%		1-3	92%-3%		1-3	87%-3%		1-3	84%-3%	
ELKO Schneider	SBD420RCRL (CCTEL13011)	RLC	315W	1-3	89%-3%		1-3	95%-3%		1-3	93%-7%		1-3	91%-4%	
Eltako	EVD61NPN-UC		400W 3-wire Push Module	T.B.D.	T.B.D.	T.B.D.	T.B.D.	T.B.D.	T.B.D.	1-3	97%-5%		1-3	97%-5%	
Feller Schneider	40200 (SBD200LED CCTCH10601)	LED/RC	4 – 200W(RC) 4 – 400W(RL)	1-3	88%-3%		1-3	90%-4%		1-3	90%-10%		1-3	89%-10%	
GIRA	1176-00/01	RLC	50 – 420W	1-3	93%-5%		1-3	88%-5%		1-3	93%-24%		1-3	93%-24%	
GIRA	2390 00/ 100	LED	7 – 100W - Push (3wire)	1-3	86%-3%		1-3	91%-3%		1-3	90%-3%		1-3	87%-4%	
Hager	EVN 011	RC		1-3	98%-3%		1-3	93%-3%		1-3	97%-6%		1-3	97%-6%	
Hager	EVN 012	RC	300W	1-3	98%-3%		1-3	93%-3%		1-3	97%-6%		1-3	97%-6%	
Hager	EVN 004	RL		1-3	98%-3%		1-3	93%-3%		1-3	97%-6%		1-3	97%-6%	
Jung	225 TDE	RC	20 – 525 W - Turn	1-3	93%-3%		1-3	96%-5%		1-3	90%-10%		1-3	89%-9%	
Jung	1271LEDDE	LED	3 – 100W - Push (3wire)	1-3	87%-7%		1-3	91%-7%		1-3	87%-20%		1-3	89%-29%	
Klik aan Klik uit	AWMD-250	LED	3 – 24W	1-3	82%-4%		1-3	83%-5%			N.A.	N.A.		N.A.	N.A.
Legrand	774161	RL	40 – 400 W - Turn			N.A.		N.A.	N.A.		N.A.	N.A.		N.A.	N.A.
Legrand	78401	RLC	40 – 500W	1-3	96%-3%		1-3	93%-3%		1-3	94%-7%		1-3	94%-7%	
Legrand	67081	RL	40 – 400 W - Turn		N.A.	N.A.		N.A.	N.A.		N.A.	N.A.		N.A.	N.A.
Legrand	67082	RL	40 – 600 W - Turn		N.A.	N.A.		N.A.	N.A.		N.A.	N.A.		N.A.	N.A.
Legrand	67083	RLC	3 – 400W		N.A.	N.A.	1-3	90%-3%			N.A.	N.A.		N.A.	N.A.
Legrand	67084	RLC	8 - 300 VA - Push LED (3wire)	1-3	95%-3%		1-3	95%-3%		1-3	93%-7%			N.A.	N.A.
Legrand	67085 (078406)	RLC	8 - 300 VA - Push LED (3wire)	1-3	88%-17%		1-3	95%-3%		1-3	93%-3%		1-3	91%-3%	
Legrand	L4402N	R	60 – 500W		N.A.	N.A.	2-3	83%-5%		1-3	86%-17%		1-3	86%-18%	
Merten Schneider	SBD200LED (MEG5134-0000)	LED/RC	4 – 200W(RC) 4 – 400W(RL)	1-3	88%-3%		1-3	90%-4%		1-3	90%-10%		1-3	89%-10%	
Merten Schneider	SBD315RC (MEG5136-0000)	RC	315W	1-3	93%-3%		1-3	92%-3%		1-3	87%-3%		1-3	84%-3%	
Merten Schneider	SBD420RCRL (MEG5138-0000)	RLC	20 – 420 VA	1-3	89%-3%		1-3	95%-3%		1-3	93%-7%		1-3	91%-4%	
MK - Electric	K1535	R	65 – 450 W - Turn		N.A.	N.A.	1-3	80%-3%		1-3	80%-7%		1-3	82%-9%	
MK - Electric	K1501 WHILV	R	60 – 500 W - Turn	1-3	85%-3%		1-3	90%-3%		1-3	83%-7%			N.A.	N.A.
MK - Electric	K4501 WHILV	RLC		1-3	88%-3%		1-3	83%-3%		1-3	85%-8%		1-3	85%-8%	
MK - Electric	K4500 WHILV	RLC		1-3	88%-3%		1-3	85%-3%		1-3	90%-9%		1-3	90%-9%	
NIKO	310-0280X	LED	2 – 100 VA	1-3	98%-4%		1-3	95%-5%		T.B.D.	T.B.D.	T.B.D.	T.B.D.	T.B.D.	T.B.D.
PEHA	431HAN	RL LED	6 – 120W 6 – 60W	1-3	88%-4%		1-3	83%-5%		1-3	87%-3%		1-3	87%-3%	
Philips	UID8670	LED	2 – 100 VA-LED - Push (3wire)	1-3	86%-3%		1-3	89%-3%		1-3	87%-3%		1-3	87%-3%	
Schneider	SBD315RC (SBD 315, SDD 315)	RC	315W	1-3	93%-3%		1-3	92%-3%		1-3	87%-3%		1-3	84%-3%	
Schneider	SBD315RC (ATD315)(CCT011533)	RC	315W	1-3	93%-3%		1-3	92%-3%		1-3	87%-3%		1-3	84%-3%	
Schneider	SBD200 (WDE 002299)		4 – 400VA - Turn Universal (2wire)	1-3	88%-3%		1-3	90%-4%		1-3	90%-10%		1-3	89%-10%	
Schneider	SBD315RC (SBD 315)	RC	315W	1-3	93%-3%		1-3	90%-4%		1-3	87%-3%		1-3	84%-3%	
VADSBO	ED 350	RC	50 – 350W	1-3	91%-5%		1-3	85%-5%		1-3	84%-23%		1-3	84%-23%	
VADSBO	DRS 315	RC	50 – 315W		N.A.	N.A.	1-3	93%-3%	<2	1-3	96%-9%		1-3	96%-9%	
VADSBO	DU 250	RC	20 – 250W	1-3	88%-3%	<4	1-3	83%-3%	<4	1-3	87%-3%		1-3	87%-3%	
Varilight	HQ3W	R		1-3	92%-3%		1-3	99%-3%		1-3	90%-3%		1-3	91%-4%	
Vimar	20148	RL	500W		N.A.	N.A.		N.A.	N.A.	1-3	93%-7%		1-3	91%-7%	
Vimar	14153	R		1-3	98%-3%		1-3	98%-3%		1-3	98%-3%		1-3	98%-3%	
Vimar	20160	RC			N.A.	N.A.	1-3	93%-3%	<4	1-3	92%-4%		1-3	92%-4%	
Vimar	20162	RL	40 – 300W		N.A.	N.A.		N.A.	N.A.	1-3	90%-7%		1-3	87%-4%	
Dynalite	DDLE801			1-3	95%-3%		1-3	93%-3%		1-3	90%-3%		1-3	89%-4%	
Dynalite	DDMC-GRMSPLUS			1-3	98%-3%		1-3	90%-3%		1-3	90%-3%		1-3	89%-3%	

- Note :
- #1) Unexpected behaviour can occur outside the range of specified number of lamps.
 - #2) Occupancy sensors can act like dimmers, therefore Philips recommend to use dimmable lamps in combination with it.
 - #3) Glowing means: a switched off dimmer still having the possibility that a small light output is visible. This status can occur when a low quantity of lamps is connected.
 - #4) Yellow cells indication: Sometimes flickering is observed due to low dimmer loads, best visible at deep dimming
 - #4a) Yellow cells indication: Dimming performance: LED's have much lower load (wattage) than traditional light sources. (e.g. flickering where "active loads" can reduce your problems)
 - #4b) Yellow cells indication: Dimming range, minimum dim level with the indicated dimmer will be somewhere between 10%-30%
 - #5) Various dimmer suppliers offer "active loads" (e.g. Busch Jaeger Kompensator 6596) to optimize dimming performance in case of lamp-dimmer system issues. Using double pole switches will prevent glowing issues.
 - #7) This list is based on measurements in a lab environment with nominal voltage, a different voltage will result in a different dimming range. Therefore we indicated 3% as minimum light level as lab condition.
 - #8) Dimmer manufacturers may change the technical design of the dimmer without informing LED lamp suppliers. These changes can influence the performance of LED products. Philips cannot be held responsible for inaccuracies in the compatibility lists due to technical changes in dimmers

KEY

x-y	Excellent dimming with X-Y lamps, however external factors can negatively influence the deep dimming performance
x-y	Dimming performance: These dimmers require more than 5 lamps as minimum load
	Unexpected performance behavior, not in line with good dimming perception
N.A.	Dimmer lamp combination not applicable
T.B.D.	Dimmer lamp combination not tested

This document is for information purposes and must be treated as recommendation. Philips attempted to provide best results, results are generated in lab conditions and might contain faults

				LEDspots											
				CorePro LEDbulb 6W-40W			CorePro LEDbulb 9.5W-60W			CorePro LEDbulb 11.5W-75W			CorePro LEDbulb 16W-100W		
															
Brand	Type	Type	Load	Dimming Performance	Dimming Range	Glowing	Dimming Performance	Dimming Range	Glowing	Dimming Performance	Dimming Range	Glowing	Dimming Performance	Dimming Range	Glowing
Berker INSTA	286710	RC	20 – 360 W - Turn	1-3	94%-3%		1-3	95%-3%		1-3	90%-10%	T.B.D.	1-3	91%-9%	
Berker INSTA	283010	R	60 – 400 W - Turn	1-3	96%-3%		1-3	92%-11%		1-3	94%-12%			N.A.	N.A.
Bticino	L4407		60 – 250 W		N.A.	N.A.		N.A.	N.A.		N.A.	N.A.		N.A.	N.A.
Busch Jaeger ABB	2200 U - 503	R	60 – 400 W - Turn	1-3	98%-9%		1-3	94%-15%		1-3	92%-24%		1-3	94%-25%	
Busch Jaeger ABB	2247 U	R	60 – 400 W - Turn		N.A.	N.A.	1-3	95%-3%		1-3	94%-3%		1-3	94%-3%	
Busch Jaeger ABB	2250 U	RL	20 – 500 W - Turn	1-3	99%-3%		1-3	92%-3%		1-3	96%-3%		1-3	94%-3%	
Busch Jaeger ABB	6513 U - 102	R	40 – 420 W - Turn		98%-5%			92%-4%		1-3	92%-10%		1-3	93%-9%	
Busch Jaeger ABB	6523 U	LED	2 – 100 VA-LED - Turn	1-3	94%-3%		1-3	94%-3%		1-3	82%-3%		1-3	90%-3%	
Busch Jaeger ABB	6526 U	LED	2 – 100 VA-LED - Push (2wire)	1-3	91%-13%		1-3	92%-19%		1-3	88%-23%		1-3	91%-25%	
ELKO Schneider	SBD200LED (CCTEL10501)	LED/RC	4 – 200W(RC) 4 – 400W(RL)	3	91%-3%		1-3	91%-7%		1-3	88%-13%		1-3	90%-13%	
ELKO Schneider	SBD315RC (315 GLE)	RC	315W	1-3	93%-3%		1-3	98%-3%		1-3	88%-3%		1-3	90%-3%	
ELKO Schneider	SBD420RCRL (CCTEL13011)	RLC	315W	1-3	91%-3%		1-3	93%-3%		1-3	92%-3%		1-3	94%-3%	
Eltako	EVD61NPN-UC		400W 3-wire Push Module	T.B.D.	T.B.D.	T.B.D.	T.B.D.	T.B.D.	T.B.D.	T.B.D.	T.B.D.	T.B.D.	T.B.D.	T.B.D.	T.B.D.
Feller Schneider	40200 (SBD200LED CCTCH10601)	LED/RC	4 – 200W(RC) 4 – 400W(RL)	3	91%-3%		1-3	91%-7%		1-3	88%-13%		1-3	90%-13%	
GIRA	1176-00/01	RLC	50 – 420W	1-3	93%-15%		1-3	93%-13%		1-3	92%-20%		1-3	93%-19%	
GIRA	2390 00/ 100	LED	7 – 100W - Push (3wire)	1-3	94%-3%		1-3	99%-3%		1-3	90%-3%		1-3	91%-3%	
Hager	EVN 011	RC		1-3	97%-3%		1-3	97%-3%		1-3	97%-3%		1-3	96%-4%	
Hager	EVN 012	RC	300W	1-3	97%-3%		1-3	97%-3%		1-3	95%-3%		1-3	95%-4%	
Hager	EVN 004	RL		1-3	97%-3%		1-3	97%-3%		1-3	97%-5%		1-3	98%-4%	
Jung	225 TDE	RC	20 – 525 W - Turn	1-3	92%-8%		1-3	93%-7%		1-3	90%-10%		1-3	91%-11%	
Jung	1271LEDDE	LED	3 – 100W - Push (3wire)	1-3	95%-3%		1-3	93%-3%		1-3	90%-28%		1-3	91%-26%	
Klik aan Klik uit	AWMD-250	LED	3 – 24W	1-3	84%-12%		1-3	87%-20%		1-3	83%-25%		1-3	85%-23%	
Legrand	774161	RL	40 – 400 W - Turn		N.A.	N.A.		N.A.	N.A.		N.A.	N.A.		N.A.	N.A.
Legrand	78401	RLC	40 – 500W	1-3	93%-3%		1-3	93%-3%		1-3	92%-5%		1-3	94%-5%	
Legrand	67081	RL	40 – 400 W - Turn		N.A.	N.A.		N.A.	N.A.		N.A.	N.A.		N.A.	N.A.
Legrand	67082	RL	40 – 600 W - Turn		N.A.	N.A.		N.A.	N.A.		N.A.	N.A.		N.A.	N.A.
Legrand	67083	RLC	3 – 400W		N.A.	N.A.		N.A.	N.A.		N.A.	N.A.		N.A.	N.A.
Legrand	67084	RLC	8 – 300 VA - Push LED (3wire)		98%-3%			92%-3%		1-3	92%-5%		1-3	92%-5%	
Legrand	67085 (078406)	RLC	8 – 300 VA - Push LED (3wire)		96%-3%			97%-3%		1-3	94%-3%		1-3	94%-3%	
Legrand	L4402N	R	60 – 500W		N.A.	N.A.	2-3	87%-11%		1-3	85%-17%		1-3	85%-16%	
Merten Schneider	SBD200LED (MEG5134-0000)	LED/RC	4 – 200W(RC) 4 – 400W(RL)	3	91%-3%		1-3	91%-7%		1-3	88%-13%		1-3	90%-13%	
Merten Schneider	SBD315RC (MEG5136-0000)	RC	315W	1-3	93%-3%		1-3	98%-3%		1-3	88%-3%		1-3	90%-3%	
Merten Schneider	SBD420RCRL (MEG5138-0000)	RLC	20 – 420 VA	1-3	91%-3%		1-3	93%-3%		1-3	92%-3%		1-3	94%-3%	
MK - Electric	K1535	R	65 – 450 W - Turn	1-3	82%-3%		1-3	84%-6%		1-3	82%-10%		1-3	83%-9%	
MK - Electric	K1501 WHILV	R	60 – 500 W - Turn	1-3	89%-3%		1-3	92%-3%		1-3	78%-8%		1-3	88%-8%	
MK - Electric	K4501 WHILV	RLC		1-3	87%-3%		1-3	88%-3%		1-3	78%-8%		1-3	88%-8%	
MK - Electric	K4500 WHILV	RLC		1-3	87%-3%		1-3	87%-3%		1-3	78%-8%		1-3	88%-8%	
NIKO	310-0280X	LED	2 – 100 VA	1-3	96%-4%		1-3	96%-5%		1-3	95%-13%		1-3	95%-13%	
PEHA	431HAN	RL LED	6 – 120W 6 – 60W	1-3	85%-12%		1-3	89%-27%		1-3	88%-28%		1-3	88%-28%	
Philips	UID8670	LED	2 – 100 VA-LED - Push (3wire)	1-3	94%-3%		1-3	94%-3%		1-3	82%-3%		1-3	90%-3%	
Schneider	SBD315RC (SBD 315, SDD 315)	RC	315W	1-3	93%-3%		1-3	98%-3%		1-3	88%-3%		1-3	90%-3%	
Schneider	SBD315RC (ATD315)(CCTO11533)	RC	315W	1-3	93%-3%		1-3	98%-3%		1-3	88%-3%		1-3	90%-3%	
Schneider	SBD200 (WDE 002299)		4 – 400VA - Turn Universal (2wire)	3	91%-3%		1-3	91%-7%		1-3	88%-13%		1-3	90%-13%	
Schneider	SBD315RC (SBD 315)	RC	315W	1-3	93%-3%		1-3	98%-3%		1-3	88%-3%		1-3	90%-3%	
VADSBO	ED 350	RC	50 – 350W	1-3	89%-16%		1-3	85%-11%		1-3	85%-17%		1-3	83%-15%	
VADSBO	DRS 315	RC	50 – 315W	1-3	92%-3%		1-3	92%-3%		1-3	90%-7%		1-3	91%-6%	
VADSBO	DU 250	RC	20 – 250W	1-3	87%-3%		1-3	83%-3%		1-3	80%-3%		1-3	80%-3%	
Varilight	HQ3W	R		1-3	95%-3%		1-3	95%-3%		1-3	94%-3%		1-3	93%-3%	
Vimar	20148	RL	500W		N.A.	N.A.	1-3	94%-3%		1-3	94%-7%		1-3	94%-6%	
Vimar	14153	R		1-3	99%-3%		1-3	99%-3%		1-3	97%-3%		1-3	98%-3%	
Vimar	20160	RC			N.A.	N.A.	1-3	92%-3%		1-3	90%-3%		1-3	91%-3%	
Vimar	20162	RL	40 – 300W	1-3	95%-5%		1-3	88%-3%		1-3	88%-3%		1-3	91%-3%	
Dynalite	DDLE801			1-3	92%-3%		1-3	95%-3%		1-3	92%-3%		1-3	95%-3%	
Dynalite	DDMC-GRMSPLUS			1-3	93%-3%		1-3	93%-3%		1-3	92%-3%		1-3	96%-3%	

- Note :
- #1) Unexpected behaviour can occur outside the range of specified number of lamps.
 - #2) Occupancy sensors can act like dimmers, therefore Philips recommend to use dimmable lamps in combination with it.
 - #3) Glowing means: a switched off dimmer still having the possibility that a small light output is visible. This status can occur when a low quantity of lamps is connected.
 - #4) Yellow cells indication: Sometimes flickering is observed due to low dimmer loads, best visible at deep dimming
 - #4a) Yellow cells indication: Dimming performance: LED's have much lower load (wattage) than traditional lightsources. (e.g. flickering where "active loads" can reduce your problems)
 - #4b) Yellow cells indication: Dimming range, minimum dim level with the indicated dimmer will be somewhere between 10%-30%
 - #5) Various dimmer suppliers offer "active loads" (e.g. Busch Jaeger Kompensator 6596) to optimize dimming performance in case of lamp-dimmer system issues. Using double pole switches will prevent glowing issues.
 - #7) This list is based on measurements in a lab environment with nominal voltage, a different voltage will result in a different dimming range. Therefore we indicated 3% as minimum lightlevel as labcondition.
 - #8) Dimmermanufacturers may change the technical design of the dimmer without informing LED lamp suppliers. These changes can influence the performance of LED products. Philips cannot be held responsible for inaccuracies in the compatibility lists due to technical changes in dimmers

x-y	Excellent dimming with X-Y lamps, however external factors can negatively influence the deep dimming performance
x-y	Dimming performance: These dimmers require more than 5 lamps as minimum load
	Unexpected performance behavior, not in line with good dimming perception
N.A.	Dimmer lamp combination not applicable
T.B.D.	Dimmer lamp combination not tested

This document is for information purposes and must be treated as recommendation. Philips attempted to provide best results, results are generated in lab conditions and might contain faults

Brand	Type	Type	Load
Berker INSTA	286710	RC	20 – 360 W - Turn
Berker INSTA	283010	R	60 – 400 W - Turn
Bticino	L4407		60 – 250 W
Busch Jaeger ABB	2200 U - 503	R	60 – 400 W - Turn
Busch Jaeger ABB	2247 U	R	60 – 400 W - Turn
Busch Jaeger ABB	2250 U	RL	20 – 500 W - Turn
Busch Jaeger ABB	6513 U - 102	R	40 – 420 W - Turn
Busch Jaeger ABB	6523 U	LED	2 – 100 VA-LED - Turn
Busch Jaeger ABB	6526 U	LED	2 – 100 VA-LED - Push (2wire)
ELKO Schneider	SBD200LED (CCTEL10501)	LED/RC	4 – 200W(RC) 4 – 400W(RL)
ELKO Schneider	SBD315RC (315 GLE)	RC	315W
ELKO Schneider	SBD420RCRL (CCTEL13011)	RLC	315W
Eltako	EVD61NPN-UC		400W 3-wire Push Module
Feller Schneider	40200 (SBD200LED CCTCH10601)	LED/RC	4 – 200W(RC) 4 – 400W(RL)
GIRA	1176-00/01	RLC	50 – 420W
GIRA	2390 00/ 100	LED	7 – 100W - Push (3wire)
Hager	EVN 011	RC	
Hager	EVN 012	RC	300W
Hager	EVN 004	RL	
Jung	225 TDE	RC	20 – 525 W - Turn
Jung	1271LEDDE	LED	3 – 100W - Push (3wire)
Klik aan Klik uit	AWMD-250	LED	3 – 24W
Legrand	774161	RL	40 – 400 W - Turn
Legrand	78401	RLC	40 – 500W
Legrand	67081	RL	40 – 400 W - Turn
Legrand	67082	RL	40 – 600 W - Turn
Legrand	67083	RLC	3 – 400W
Legrand	67084	RLC	8 – 300 VA - Push LED (3wire)
Legrand	67085 (078406)	RLC	8 – 300 VA - Push LED (3wire)
Legrand	L4402N	R	60 – 500W
Merten Schneider	SBD200LED (MEG5134-0000)	LED/RC	4 – 200W(RC) 4 – 400W(RL)
Merten Schneider	SBD315RC (MEG5136-0000)	RC	315W
Merten Schneider	SBD420RCRL (MEG5138-0000)	RLC	20 – 420 VA
MK - Electric	K1535	R	65 – 450 W - Turn
MK - Electric	K1501 WHILV	R	60 – 500 W - Turn
MK - Electric	K4501 WHILV	RLC	
MK - Electric	K4500 WHILV	RLC	
NIKO	310-0280X	LED	2 – 100 VA
PEHA	431HAN	RL LED	6 – 120W 6 – 60W
Philips	UID8670	LED	2 – 100 VA-LED - Push (3wire)
Schneider	SBD315RC (SBD 315, SDD 315)	RC	315W
Schneider	SBD315RC (ATD315)(CCTO11533)	RC	315W
Schneider	SBD200 (WDE 002299)		4 – 400VA - Turn Universal (2wire)
Schneider	SBD315RC (SBD 315)	RC	315W
VADSBO	ED 350	RC	50 – 350W
VADSBO	DRS 315	RC	50 – 315W
VADSBO	DU 250	RC	20 – 250W
Varilight	HQ3W	R	
Vimar	20148	RL	500W
Vimar	14153	R	
Vimar	20160	RC	
Vimar	20162	RL	40 – 300W
Dynalite	DDLE801		
Dynalite	DDMC-GRMSPLUS		

LEDspots					
Master LEDCandle / LEDlustre DimTone 4-25W			Master LEDCandle / LEDlustre DimTone 6-40W		
Dimming Performance	Dimming Range	Glowing	Dimming Performance	Dimming Range	Glowing
2-18	96%-3%		2-12	93%-3%	
2-20	89%-3%		2-13	89%-3%	
	N.A.	N.A.		N.A.	N.A.
2-20	92%-3%		2-13	92%-3%	
2-25	91%-3%		2-17	91%-3%	
2-30	88%-3%		2-20	93%-3%	
2-21	94%-3%		2-14	91%-3%	
2-20	84%-3%		2-17	83%-3%	
2-20	88%-7%	<4	2-17	88%-5%	< 6
2-20	95%-3%		2-13	92%-3%	
2-15	88%-3%		2-11	87%-0%	
2-20	91%-3%		2-14	90%-3%	
T.B.D.	T.B.D.	T.B.D.	T.B.D.	T.B.D.	T.B.D.
2-20	95%-3%		2-13	92%-3%	
2-20	95%-7%	<7	2-14	95%-5%	< 9
2-25	94%-3%		2-17	92%-3%	
	95%-4%	<7	2-10	96%-3%	< 10
	95%-4%	<7	2-10	95%-3%	< 10
	95%-7%	<7	2-17	96%-4%	< 11
2-26	89%-3%		2-18	89%-3%	
2-25	93%-4%		2-17	92%-3%	
	78%-7%	<6	2-4	77%-4%	< 5
	N.A.	N.A.		N.A.	N.A.
2-20	95%-4%	<7	2-13	93%-4%	< 9
	N.A.	N.A.		N.A.	N.A.
	N.A.	N.A.		N.A.	N.A.
	N.A.	N.A.		N.A.	N.A.
	N.A.	N.A.		N.A.	N.A.
2-15	94%-3%		2-10	91%-3%	
	79%-4%		8-17	79%-4%	
2-20	95%-3%		2-13	92%-3%	
2-15	88%-3%		2-11	87%-3%	
2-20	91%-3%		2-14	90%-3%	
2-23	79%-3%		2-15	77%-3%	
2-25	88%-3%		2-17	87%-3%	
	83%-3%		2-7	82%-3%	
	83%-3%			N.A.	N.A.
2-5	96%-5%		2-3	96%-4%	
	82%-7%		2-4	82%-5%	
2-20	84%-3%		2-17	83%-3%	
2-15	88%-3%		2-11	87%-3%	
2-15	88%-3%		2-11	87%-3%	
2-20	95%-3%		2-13	92%-3%	
2-15	88%-3%		2-11	87%-3%	
2-18	88%-7%		2-12	84%-4%	
4-16	89%-4%		5-11	91%-4%	< 12
2-13	86%-3%		2-8	79%-3%	< 8
2-20	91%-3%		2-13	90%-3%	
6-25	90%-3%	<6	4-17	92%-3%	<4
2-20	99%-3%		2-17	96%-3%	< 7
	89%-3%		2-10	89%-3%	< 11
6-15	92%-3%	<6	4-10	86%-3%	<4
2-20	89%-3%		2-17	91%-3%	
2-20	92%-3%		2-15	91%-3%	

- Note :
- #1) Unexpected behaviour can occur outside the range of specified number of lamps.
 - #2) Occupancy sensors can act like dimmers, therefore Philips recommend to use dimmable lamps in combination with it.
 - #3) Glowing means: a switched off dimmer still having the possibility that a small light output is visible. This status can occur when a low quantity of lamps is connected.
 - #4) Yellow cells indication: Sometimes flickering is observed due to low dimmer loads, best visible at deep dimming
 - #4a) Yellow cells indication: Dimming performance: LED's have much lower load (wattage) than traditional lightsources. (e.g. flickering where "active loads" can reduce your problems)
 - #4b) Yellow cells indication: Dimming range, minimum dim level with the indicated dimmer will be somewhere between 10%-30%
 - #5) Various dimmer suppliers offer "active loads" (e.g. Busch Jaeger Kompensator 6596) to optimize dimming performance in case of lamp-dimmer system issues. Using double pole switches will prevent glowing issues.
 - #7) This list is based on measurements in a lab environment with nominal voltage, a different voltage will result in a different dimming range. Therefor we indicated 3% as minimum lightlevel as labcondition.
 - #8) Dimmermanufacturers may change the technical design of the dimmer without informing LED lamp suppliers. These changes can influence the performance of LED products. Philips cannot be held responsible for inaccuracies in the compatibility lists due to technical changes in dimmers

