


**PHILIPS**

Fortimo

LED system

LED Line 1 ft  
1100 lm 9xx 1R LV3



## Datasheet


# Fortimo LED Line Gen3

Fortimo LED Line systems are designed to produce pure white light for general lighting applications with high efficiency levels. The Fortimo LED Line portfolio consists of 3 main ranges of products, which have been differentiated by the number of rows of LEDs contained on the module. Fortimo LED Linear encompasses a wide range, offering solutions for all the different types of linear luminaires.

### Key features and benefits

- State-of-the-art LED module efficiency of up to 165 lm/W
- Long life-time: >50,000 hours
- High color rendering (CRI >80 and >90)
- Excellent color consistency of 3 SDCM
- Choice of color temperatures (3000 K, 4000 K and 5000 K)
- Two lumen packages: 650 lm and 1100 lm per foot/280 mm
- LED module range with 1, 2 or 3 rows of LEDs
- Tunable lumen output, efficacy and lifetime
- Push-in connectors enabling automated wiring
- Five year system warranty

### Suitable for:



June 2015



## Ordering data

Commercial product name	EOC	12NC
Fortimo LED Line 1ft 1100lm 930 1R LV3	8718696 481042 00	9290 009 65906
Fortimo LED Line 1ft 1100lm 940 1R LV3	8718696 412565 00	9290 009 19306

## Drive currents and case temperatures

Parameter	Nominal*	Life**	Max***	Unit
I (current through the LED module)	275	400	400	mA
Tc (case temperature at Tc point)	50	80	85	°C

\* Nominal value at which typical performance is specified.

\*\* Value at which lifetime L70B50 ≥ 50,000 hour is specified.

\*\*\* Maximum value for safe operation; do not operate above this value.

## Optical characteristics - table per color (CCT)

### Fortimo LED Line 1 ft 1100 lm 930 1R LV3

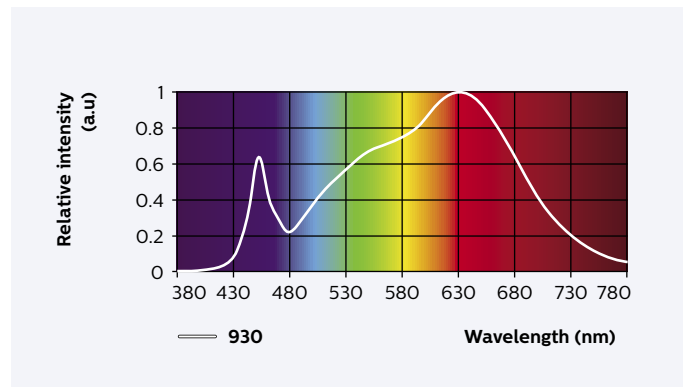
Parameter	Min	Typ	Max	Unit
Correlated color temperature (CCT)		3000		K
Color coordinates (CIEx, CIEy)		(0.431 , 0.396)		-
CRI <sup>†</sup>	90			-
Radiation angle		120		deg

Color consistency of 3 SDCM, averaged over the module.

Operation point	3000K	lm	lm/W
80% I-nom 220 mA	Tc 25 °C	846	120
	Tc-nom 50 °C	818	118
	Tc-life 80 °C	776	113
I-nom 275 mA	Tc 25 °C	1035	116
	<b>Tc-nom 50 °C</b>	<b>1000</b>	<b>113</b>
	Tc-life 80 °C	949	109
I-life 400 mA	Tc 25 °C	1442	106
	Tc-nom 50 °C	1393	104
	Tc-life 80 °C	1322	100

Tolerance for flux data is ±7.5%.

Tolerance for efficacy data is ±10%.



### Fortimo LED Line 1ft 1100 lm 940 1R LV3

Parameter	Min	Typ	Max	Unit
Correlated color temperature (CCT)		4000		K
Color coordinates (CIEx, CIEy)		(0.379 , 0.373)		-
CRI <sup>†</sup>	90			-
Radiation angle		120		deg

Color consistency of 3 SDCM, averaged over the module.

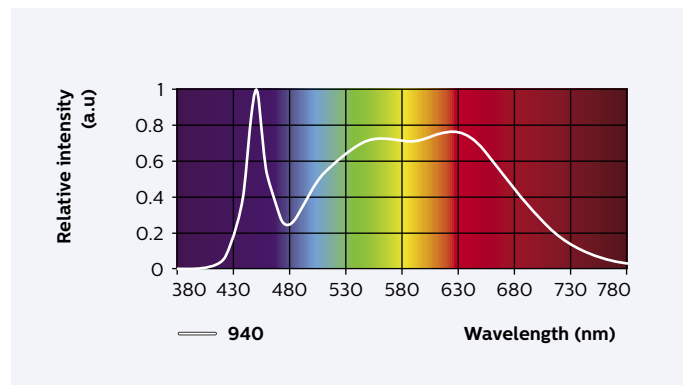
Operation point	4000K	lm	lm/W
80% I-nom 220 mA	Tc 25 °C	931	132
	Tc-nom 50 °C	899	129
	Tc-life 80 °C	854	125
I-nom 275 mA	Tc 25 °C	1138	127
	<b>Tc-nom 50 °C</b>	<b>1100</b>	<b>124</b>
	Tc-life 80 °C	1044	120
I-life 400 mA	Tc 25 °C	1586	117
	Tc-nom 50 °C	1533	115
	Tc-life 80 °C	1454	110

Tolerance for flux data is ±7.5%.

Tolerance for efficacy data is ±10%.

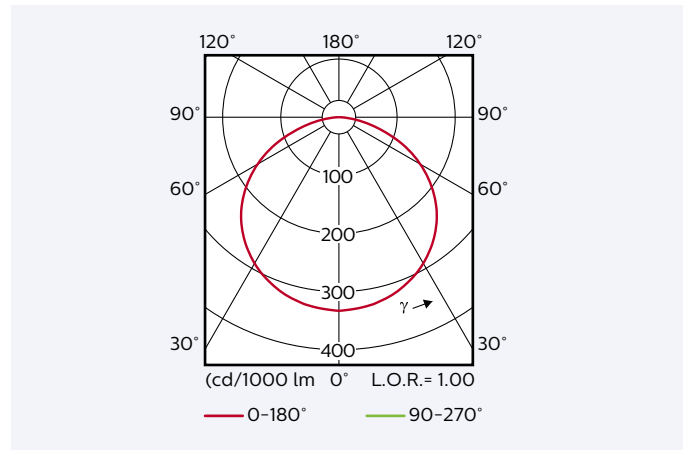
Measurement tolerance is ± 2.5% for the flux data and 5% for the efficacy data.

<sup>†</sup> Measurement tolerance is ± 1.



## Beam shape

The Philips LED module generates a Lambertian beam shape, which is a pragmatic starting point for OEMs wishing to design secondary optics.



## Electrical characteristics

Parameter	Min	Typ	Max	Unit
Nominal current		275		mA
Forward voltage	30.7	32.2	33.6	V
Power consumption	8.5	8.8	9.2	W
Energy efficiency label		A+		
Minimum dimming for performance	10			%
Number of modules per chain			4	
Bins		2 (C and D)		

Specifications stated at Tc-nom and I-nom.

## Performance over life

### Lumen maintenance

Operation point	Time x 1000 hours	L70			L80			L90		
		B50	B20	B10	B50	B20	B10	B50	B20	B10
80% I-nom 220 mA	Tc 25 °C	>50	>50	>50	>50	>50	>50	>50	>50	>50
	Tc-nom 50 °C	>50	>50	>50	>50	>50	>50	>50	>50	>50
	Tc-life 80 °C	>50	>50	>50	>50	>50	>50	>50	>50	>50
I-nom 275 mA	Tc 25 °C	>50	>50	>50	>50	>50	>50	>50	>50	>50
	Tc-nom 50 °C	>50	>50	>50	>50	>50	>50	>50	>50	>50
	Tc-life 80 °C	>50	>50	>50	>50	>50	>50	45	44	43
I-life 400 mA	Tc 25 °C	>50	>50	>50	>50	>50	>50	>50	>50	>50
	Tc-nom 50 °C	>50	>50	>50	>50	>50	>50	30	29	28
	Tc-life 80 °C	>50	>50	>50	43	42	41	20	20	19

Values in the table are based on available LM80 LED data (8000h). Lumen maintenance will be updated once additional measurement data becomes available. 50k hours claim is based on extrapolating raw LM80-data to lower temperatures and currents by using statistical techniques.

Parameter	Min	Typ	Max	Unit
$\Delta u'v'$ at 6000 hours			0.007	-

Specifications stated while  $T_c < T_{c-life}$  and  $I < I-life$ .

### Absolute maximum ratings

Parameter	Min	Typ	Max	Unit
Current through the LED module (I-max)			400	mA
Case temperature (Tc-max)			80	°C
Power rated at U-max and I-max			14.4	W
ESD (direct contact)			8	kV
ESD (air)			15	kV
Working voltage (between input to metal mounting plate)			120	Vdc
Voltage strength (Input to metal mounting plate)			1240	Vac
Ambient temperature	-40			°C

### Wiring

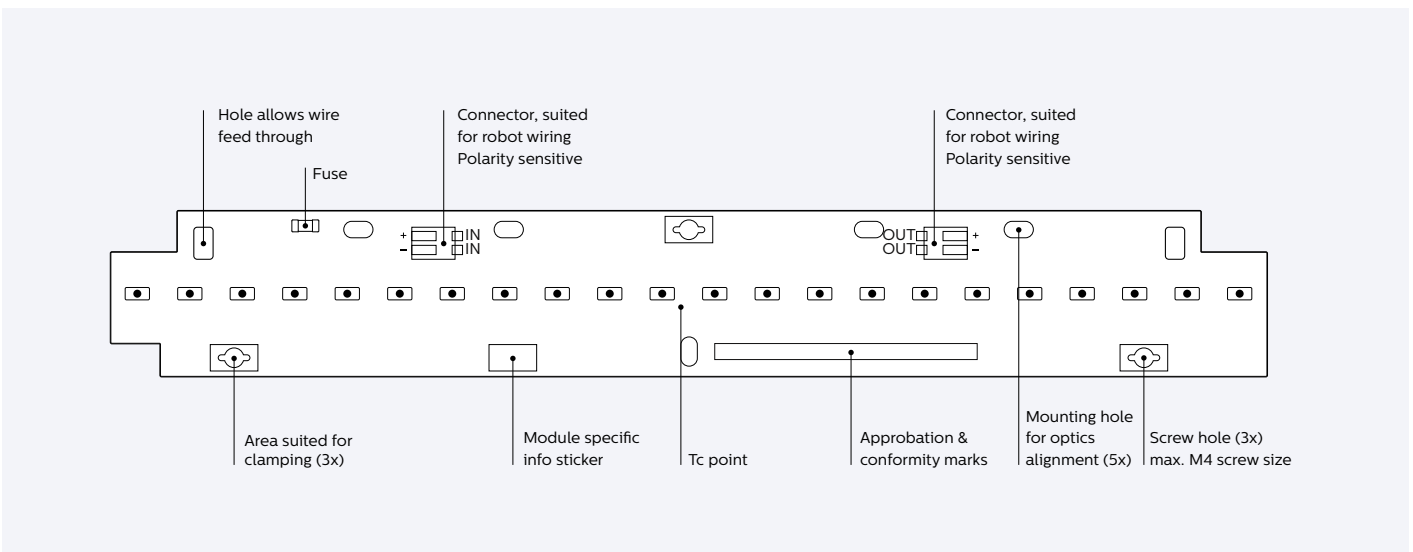
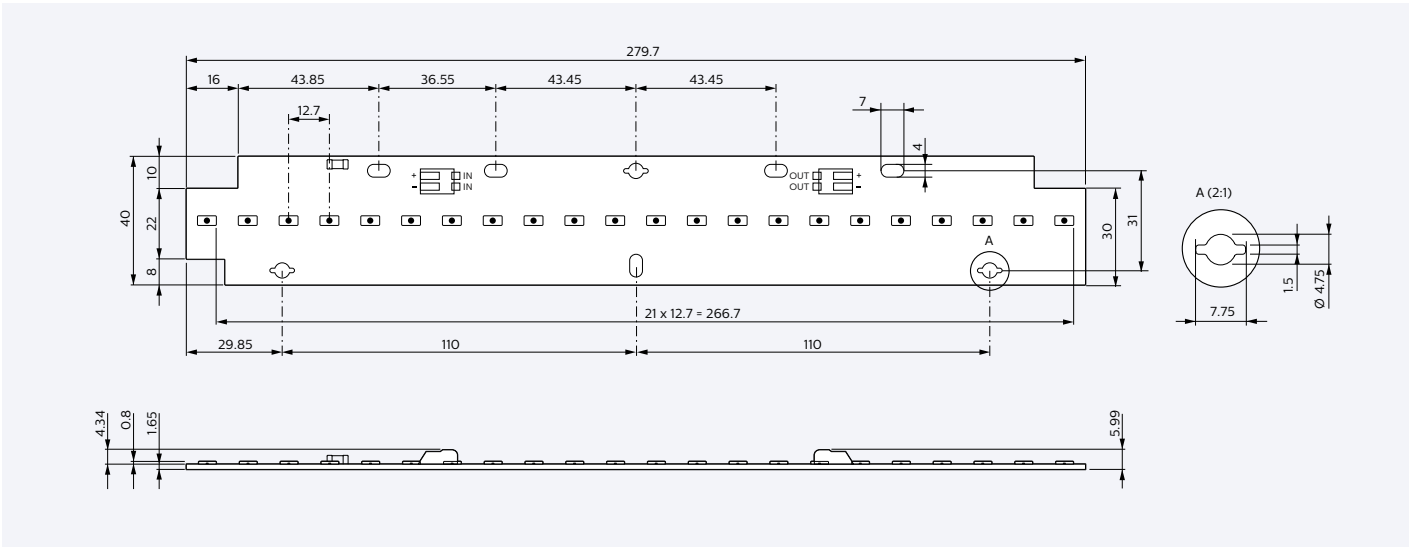
Specification item	Value	Unit	Condition
Input wire cross-section	0.2...0.75	mm <sup>2</sup>	Solid
	18...24	AWG	
	0.3...0.5	mm <sup>2</sup>	Stranded
	20...22	AWG	
Input wire strip length	7.5..8.5	mm	
Tested cable length	4000	mm	Total length of wiring including LED modules, one way

Connector suited for robot wiring.

## Mechanical characteristics

Parameter	Min	Typ	Max	Unit
Length	279.2	279.7	280.2	mm
Width	39.5	40	40.5	mm
Height excl. connector	2	2.1	2.2	mm
Height incl. connector	5.6	5.8	6	mm
Warpage (IPC-TM-650)			4	%

Bow & Twist of the PCB after production tested and released according IPC-TM-650 2.4.22.



## Application information

---

### Compliance and approval

IEC / EN 62031, IEC / EN 62471, UL 8750

### Photobiological safety

Risk group: Risk Group 1

### Environmental

RoHS / REACH

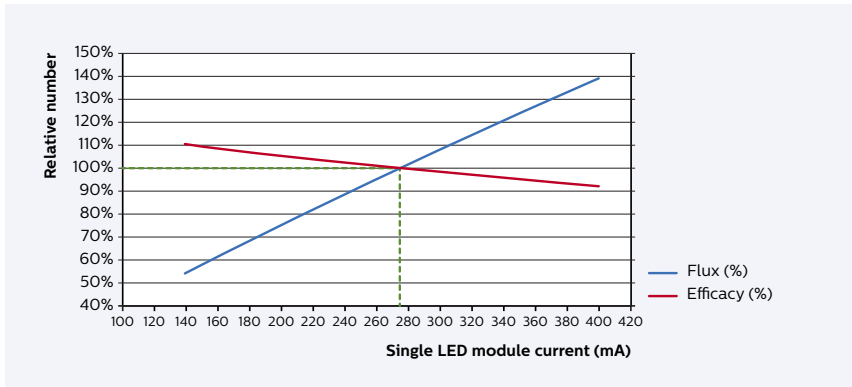
## Application information

<b>Zhaga</b>	
Designation of the Book-7 LLE category	L28W4
Luminous Flux category	C011
CCT category	3000 K, 4000 K
CRI	90
The position of the temperature measurement point $t_p$	Same as $T_c$ point
The value of $t_{p,max}$	50
<b>IP rating</b>	
Overheating protection	No IP rating
Luminaire class	IEC Class II

Warranted number of full thermal product cycles at which the survival rate of the population  $\geq 90\%$ , at 25 °C ambient temperature

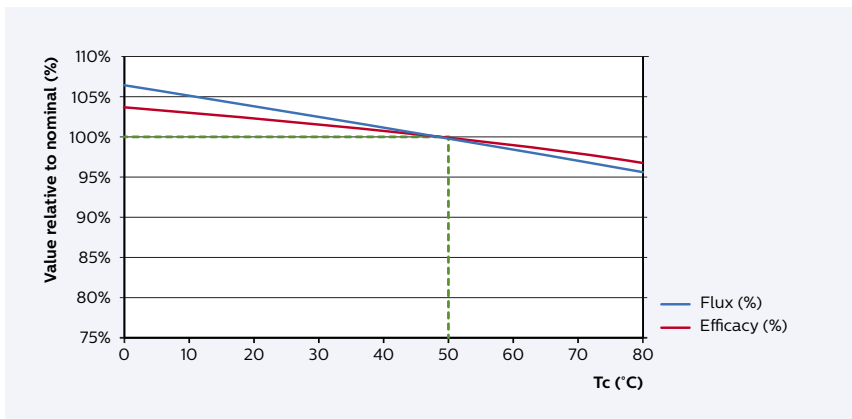
<b>Case temperature <math>T_c</math> [°C]</b>	<b>Amount of cycles</b>
35	14,600
40	14,600
45	14,600
50	14,600
55	14,600
60	14,600
65	14,600
70	14,600
75	14,600
80	14,600
85	14,600

## Tuning information



### Flux and efficacy versus current

	I [mA]	Flux [%]	Efficacy [%]
50% Inom	140	54%	111%
	160	61%	109%
	180	68%	107%
	200	75%	106%
80% Inom	220	82%	104%
	240	88%	103%
	260	95%	101%
	<b>I nom</b>	<b>275</b>	<b>100%</b>
	280	102%	100%
	300	108%	98%
	320	114%	97%
	340	121%	96%
	360	127%	94%
	380	133%	93%
I life	400	139%	92%

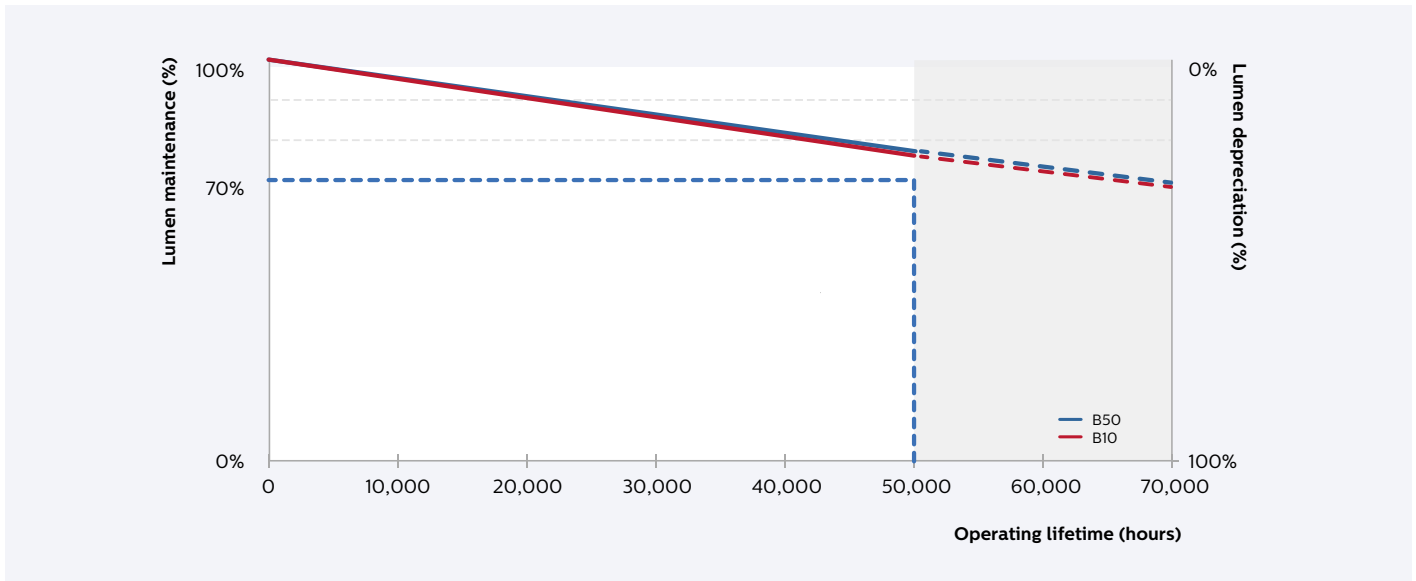


### Flux and efficacy versus temperature at Tc

	Tc [°C]	Flux [%]	Efficacy [%]
	0	106%	104%
	20	104%	102%
	25	103%	102%
	30	102%	101%
	40	101%	100%
<b>Tc nom</b>	<b>50</b>	<b>100%</b>	<b>100%</b>
	60	98%	99%
	70	97%	98%
Tc Life	80	95%	97%

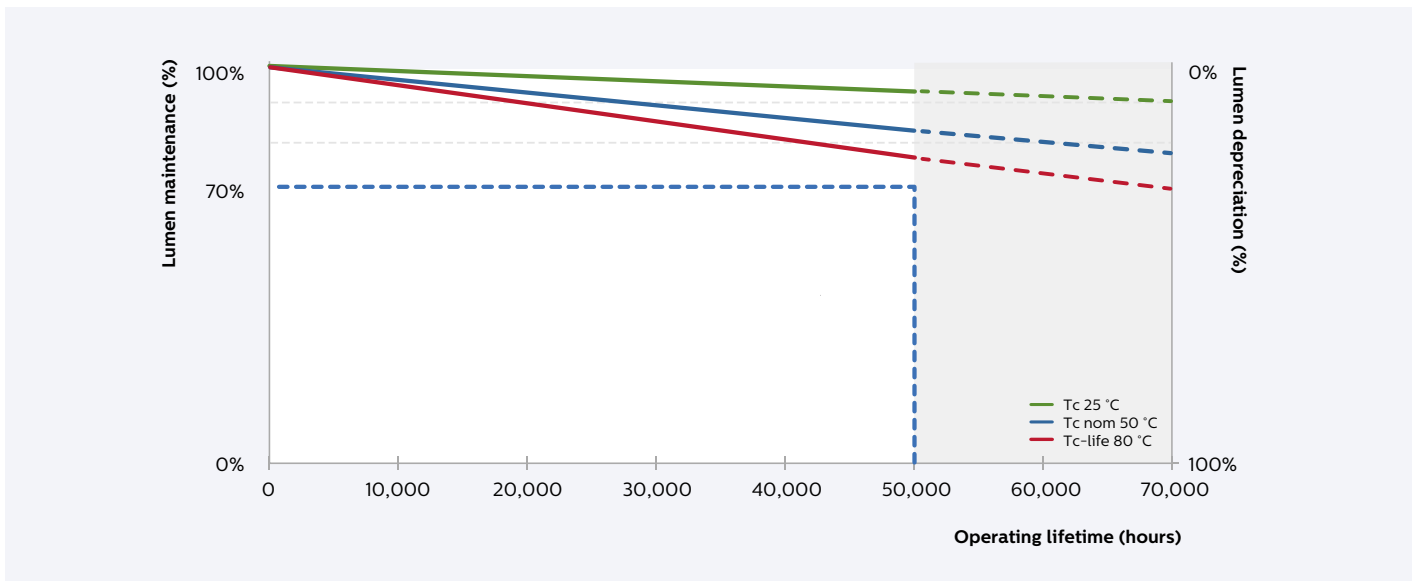
## Lumen maintenance

### Lumen maintenance at I-life and Tc-life conditions



Lumen depreciation as a function of operating hours for I-life and Tc-life.

### Lumen maintenance for B50 at current I-life conditions


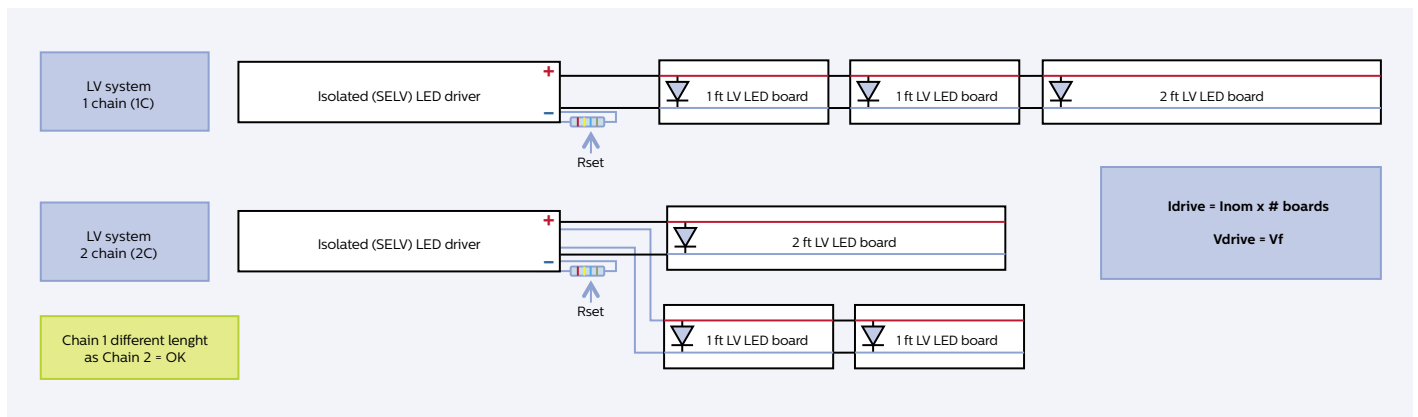


Lumen depreciation as a function of operating hours at different Tc values and I-life.



# Wiring schematic

## Examples





© 2015 Royal Philips N.V. All rights reserved. Philips reserves the right to make changes in specifications and/or to discontinue any product at any time without notice or obligation and will not be liable for any consequences resulting from the use of this publication.

[www.philips.com/technology](http://www.philips.com/technology)  
[www.philips.com/fortimo](http://www.philips.com/fortimo)  
[www.philips.com/xitanium](http://www.philips.com/xitanium)

06/2015  
Data subject to change