

PHILIPS

Xitanium

LED driver



Datasheet

Xitanium LED drivers – Sensor Ready

Xitanium 36W 0.3-1A 54V SR 230V

Simplifying connectivity solutions with sensors and controls

Philips Sensor Ready drivers are ideal for use with sensors and building management systems. With its integrated DALI 2.0 power supply it is easy to power sensors and wireless modules directly from the driver. It also features integrated energy metering for use in building management systems from the SR Certified partner program. This program with key building management and sensor vendors ensures that certified sensors and controllers work seamlessly with the Xitanium SR driver.

Benefits

- Sensor Ready concept, ideal for use with sensors & building management systems
- Integrated power supply over DALI 2.0 to power sensors and wireless radios directly from the driver, open spec for all OEMs, simplifying integration of sensors into the luminaire
- Integrated power metering for use in building management systems from certified partners

Features

- LED specs comparable to TD isolated drivers
- ~15V DALI current source power supply, max 0.5 W for sensors and radios
- Power metering, accessible over DALI, with accuracy of 4% max deviation

Application

- office

Electrical input data

Specification item	Value	Unit	Condition
Nominal input voltage	220...240	V _{ac}	performance range
Nominal input frequency	50...60	Hz	
Nominal input current	0.2	A	@230V @ full load
Input voltage	230	V _{ac}	
Nominal input power	42	W	@230V @ full load
Power factor	≥ 0.9		@ full load. See graph.
Total harmonic distortion	≤ 20	%	@ full load. See graph.
Efficiency	87	%	@230V @ full load
Nominal input voltage DC	186...250	V _{dc}	
Nominal input current DC	0.2	A	Input voltage 230 V _{dc} , full load
Input voltage AC	198...264	V _{ac}	Operational range
Input frequency AC	45...66	Hz	Maximum permissible range
Input voltage DC	168...275	V _{dc}	Maximum permissible range
Standby power	0.5	W	
Isolation Input to Output	SELV		

Electrical output data

Specification item	Value	Unit	Condition
Regulation method	Constant Current		
Output voltage	27...54	V _{dc}	
Output voltage max.	60	V	Peak voltage at open load
Output current	0.3...1	A	Full output current setting
Output current min programmable	300	mA	
Output current min dimming	7	mA	
Output current tolerance	± 5	%	
Output current ripple LF	≤ 4	%	Ripple = peak / average
Output current ripple HF	≤ 4	%	
Output power	10...36	W	Full output

Electrical data controls input

Specification item	Value	Unit	Condition
Control method	DALI		
Dimming range	1...100	%	Absolute minimum dimming current: 7mA

Logistical data

Specification item	Value
Product name	Xitanium 36W 0.3-1A 54V SR 230V
Order code	871869656771500
Logistic code 12NC	9290 015 16306
EAN3	8718696567722
Pieces per box	12

Wiring & Connections

Specification item	Value	Unit	Condition
Input wire cross-section	0.5...1.5	mm ²	WAGO744, solid wire
	16...20	AWG	WAGO744, solid wire
Input wire strip length	8...9	mm	
Output wire cross-section	0.5...1.5	mm ²	WAGO744, solid wire
	16...20	AWG	WAGO744, solid wire
Output wire strip length	8...9	mm	
Maximum cable length	4000	mm	Total length of wiring including LED module, one way

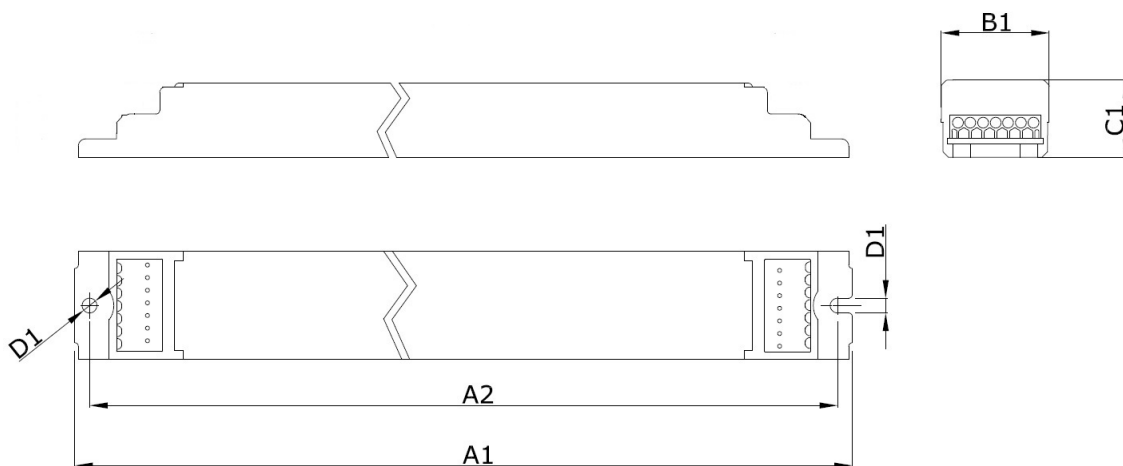


Insulation

Insulation	input	output	SR-input	Housing
input		SELV	Double	Basic
output	SELV		SELV	Basic
SR-input	Double	SELV		Basic
Housing	Basic	Basic	Basic	

Dimensions and weight

Specification item	Value	Unit	Condition
Length (A1)	360	mm	
Width (B1)	30	mm	
Height (C1)	21	mm	
Fixing hole diameter (D1)	4.1	mm	
Fixing hole distance (A2)	350	mm	
Weight	260	gram	



Operational temperatures and humidity

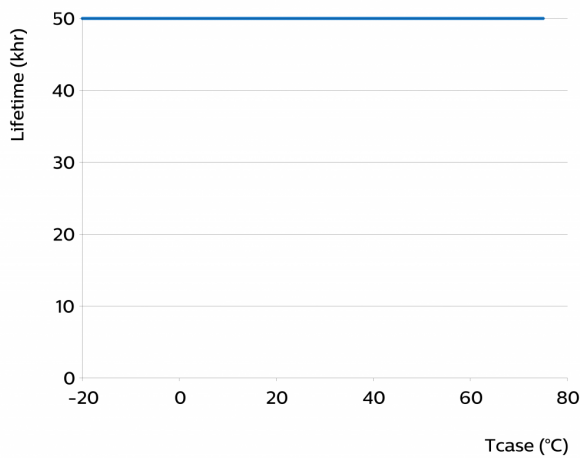
Specification item	Value	Unit	Condition
Ambient temperature	-20...+50	°C	Higher ambient temperature allowed as long as Tcase-max is not exceeded.
Starting Ambient temperature	-20...+50	°C	
Tcase-max	75	°C	Maximum temperature measured at T _{case} -point
Tcase-life	75	°C	Measured at T _{case} -point
Maximum housing temperature	110	°C	In case of a failure
Relative humidity	10...90	%	Non-condensing

Storage temperature and humidity

Specification item	Value	Unit	Condition
Ambient temperature	-25...+85	°C	
Relative humidity	5...95	%	Non-condensing

Lifetime

Specification item	Value	Unit	Condition
Driver lifetime	50,000	hours	Measured temperature at T _{case} -point is T _{case} -life. Maximum failures = 10%



Programmable features

Specification item	Value	Remark	Condition
Set output current (AOC)	SR-interface, LEDset, SimpleSet	See Design-in guide.	Default output current: ≤ 300 mA
Constant Lumen Over Lifetime (CLO)	Yes		
DC emergency dimming (DCemDIM)	Yes		Current output by default decreased to 15%
Corridor mode	Yes		
Energy metering	Yes		
Diagnostics	Yes		

Features

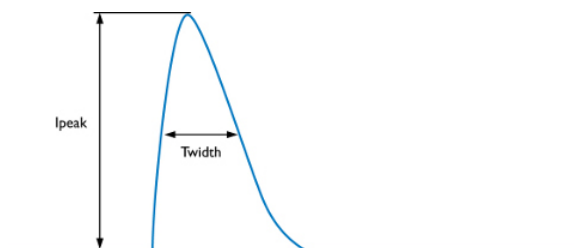
Specification item	Value	Remark	Condition
Open load protection	Yes		Automatic recovering
Short circuit protection	Yes		Automatic recovering
Over power protection	Yes		Automatic recovering
Hot wiring	No		
Suitable for fixtures with protection class	I and II		per IEC60598

Certificates and standards

Specification item	Value
Approval marks	CCC / CE / ENEC
Ingress Protection classification	20

Inrush current

Specification item	Value	Unit	Condition
Inrush current I_{peak}	26	A	Input voltage 230V
Inrush current T_{width}	140	μ s	Input voltage 230V, measured at 50% I_{peak}
Drivers / MCB 16A type B	≤ 24	pcs	



MCB	Rating	Relative number of LED drivers
B	10A	63%
B	13A	81%
B	16A	100% (stated in datasheet)
B	20A	125%
B	25A	156%
C	10A	104%
C	13A	135%
C	16A	170%
C	20A	208%
C	25A	260%

Driver touch current

Specification item	Value	Unit	Condition
Typical touch current	0.7	mA peak	Acc. IEC61347-1. LED module contribution not included

Surge immunity

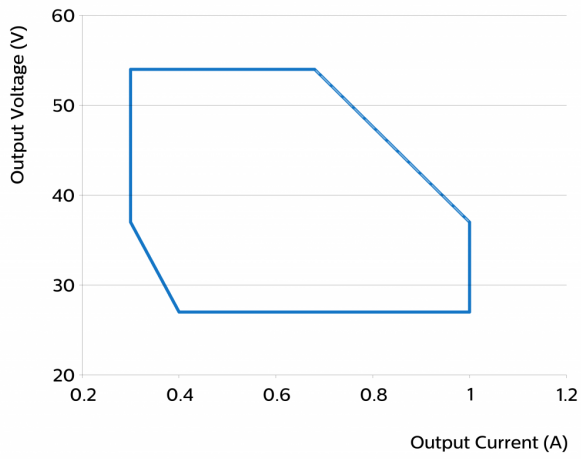
Specification item	Value	Unit	Condition
Mains surge immunity (diff. mode)	1	kV	Acc. IEC61000-4-5. 2 Ohm, 1.2/50us, 8/20us
Mains surge immunity (comm. mode)	2	kV	Acc. IEC61000-4-5. 12 Ohm, 1.2/50us, 8/20us
Control surge immunity (diff. mode)	1	kV	Acc. IEC61000-4-5. 2 Ohm, 1.2/50us, 8/20us
Control surge immunity (comm. mode)	2	kV	Acc. IEC61000-4-5. 12 Ohm, 1.2/50us, 8/20us

Additional information

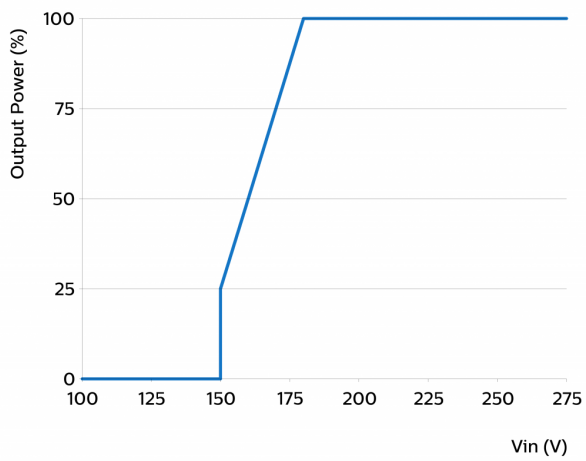
Specification item	Value	Unit	Condition
AOC	300	mA	

Graphs

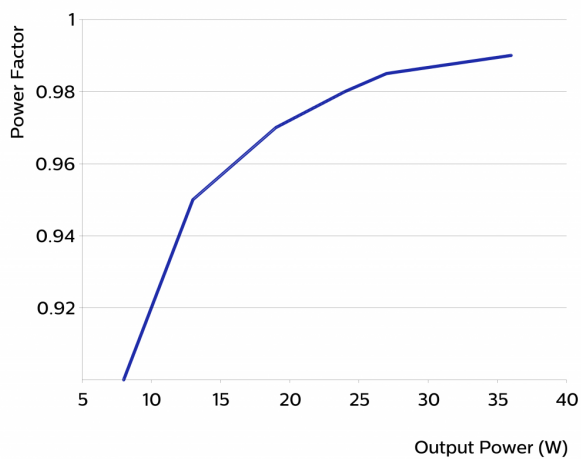
Operating window



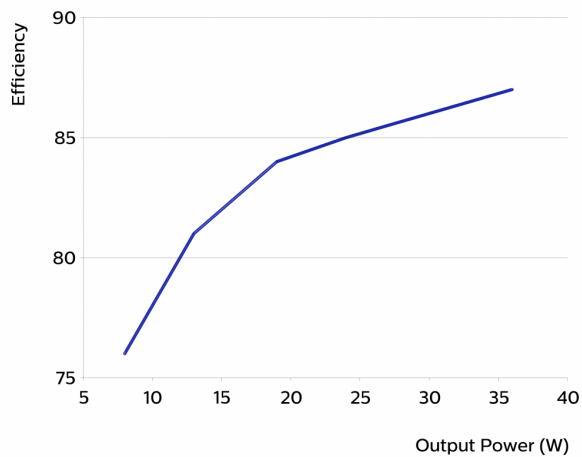
Pout versus Vmains



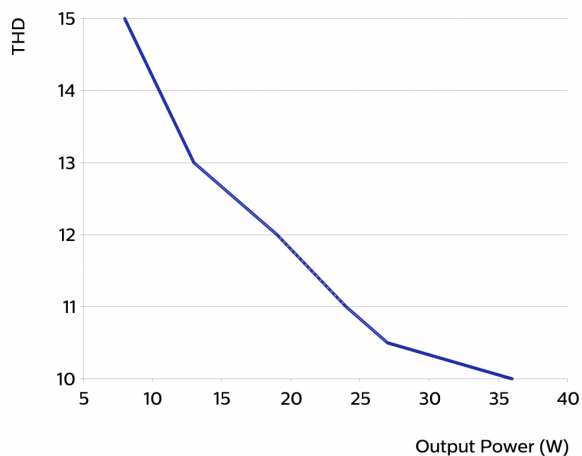
Power factor versus output power



Efficiency versus output power



THD versus output power



Notes

Energy metering accuracy +/- 4%



©2016 Philips Lighting B.V.

All rights reserved. Reproduction in whole or in part is prohibited without the prior written consent of the copyright owner. The information presented in this document does not form part of any quotation or contract, is believed to be accurate and reliable and may be changed without notice. No liability will be accepted by the publisher for any consequence of its use. Publication thereof does not convey nor imply any license under patent- or other industrial or intellectual property rights. Data subject to change.

Date of release: March 31, 2016

www.philips.com/technology