



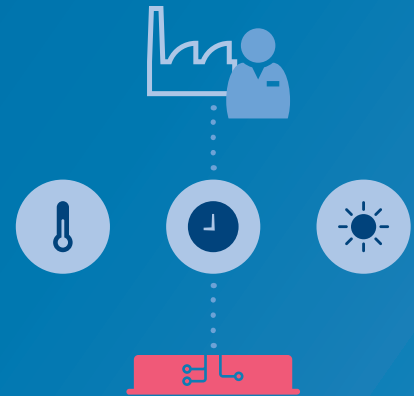
Configurability, commissioning and connectivity. Are you getting your wires crossed?

Lighting technology is evolving at a rapid pace, bringing exciting possibilities for you and your customers. But with so many new introductions and features, there is a lot of new terminology to understand. See opposite for a helpful explanation:

Configurability

This refers to the **driver or sensor features that can be configured in your factory** using DALI, SR or SimpleSet (NFC) technology. You can set up a range of parameters including:

- adjustable output current for the LED module
- corridor mode with light levels and fade-time settings for presence detection
- DynaDimmer for autonomous light levels and timers for outdoor dimming
- LineSwitch for light levels, ramp up and fade down with central outdoor control
- configure that the new TrustSight emergency system switches to central battery during mains failure
- start-up time to gradually increase light levels at switch on
- module temperature protection for over-temperature conditions
- driver temperature limit to protect driver at over-temperature.

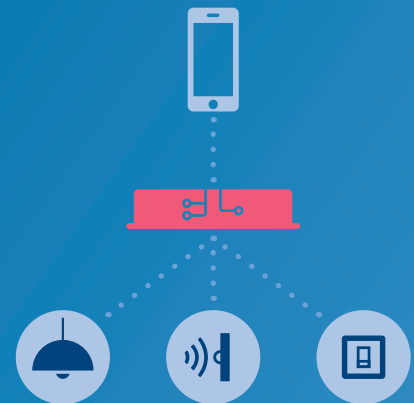


Commissioning

This refers to the **grouping capabilities you can set once the lighting solution has been installed** on-site. Using a smart phone and an infrared signal, it is possible to link:

- drivers
- luminaires
- switches
- sensors.

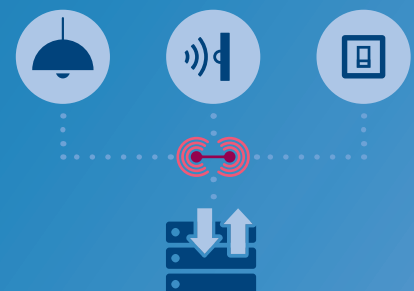
This enables you to tailor a lighting installation, setting discreet lighting zones and parameters within one location to suit a range of different needs.



Connectivity

This refers to **the wireless connection** between drivers, luminaires, switches and sensors. The Zigbee language of connected lighting enables you to:

- create new ways to use light
- download and upload information
- improve comfort and convenience
- save energy.



Any other questions? Contact our local representative or visit www.philips.com/technology