

# PHILIPS

## Recessed

### EvoKit Click LED Retrofit Kit 2x4



Project: \_\_\_\_\_

Location: \_\_\_\_\_

Cat.No: \_\_\_\_\_

Type: \_\_\_\_\_

Lamps: \_\_\_\_\_ Qty: \_\_\_\_\_

Notes: \_\_\_\_\_

Philips EvoKit click LED retrofit kit is an aesthetically pleasing and energy efficient LED retrofit kit designed to deliver a refreshed sleek and modern look with minimal material waste. Not only does it offer energy savings<sup>1</sup>, it also helps reduce maintenance and installation costs due to its modular design, bulk packaging, and long LED lifetime. Additional information can be found at [www.philips.com/evokit](http://www.philips.com/evokit). Products can be found on the DLC QPL by searching the 6 digit product number.

#### Ordering guide (continued on next page)

Product Number	Description	Watts <sup>3</sup>	Volts	Lumen Maint. (Hrs.) <sup>2</sup>	Approx. Lumens <sup>3</sup>	Color Temp. (K)	Efficacy	Dim	Pkg	DLC Code
<b>CLK</b>										
523548	EvoKit CLK 2x4 30L 27W 835 UNV 0-10 P4	27W	120-277	70,000	3000	3500	107	0-10	4 Pack	PJGFL2RH
523555	EvoKit CLK 2x4 30L 27W 840 UNV 0-10 P4	27W	120-277	70,000	3000	4000	111	0-10	4 Pack	PJ93CM4B
523563	EvoKit CLK 2x4 42L 38W 835 UNV 0-10 P4	38W	120-277	70,000	4200	3500	104	0-10	4 Pack	PU53DVS4
523571	EvoKit CLK 2x4 42L 38W 840 UNV 0-10 P4	38W	120-277	70,000	4200	4000	108	0-10	4 Pack	PZPM9OK2
521153	EvoKit CLK 2x4 30L 27W 835 UNV 0-10 P1	27W	120-277	70,000	3000	3500	107	0-10	Single Pack	PJGFL2RH
520205	EvoKit CLK 2x4 30L 27W 840 UNV 0-10 P1	27W	120-277	70,000	3000	4000	111	0-10	Single Pack	PJ93CM4B
521187	EvoKit CLK 2x4 42L 38W 835 UNV 0-10 P1	38W	120-277	70,000	4200	3500	104	0-10	Single Pack	PU53DVS4
◆ 520213	EvoKit CLK 2x4 42L 38W 840 UNV 0-10 P1	38W	120-277	70,000	4200	4000	108	0-10	Single Pack	PZPM9OK2
<b>CLKE (Energy Efficient)</b>										
523662	EvoKit CLKE 2x4 30L 21W 840 UNV 0-10 P4	21W	120-277	70,000	3000	4000	149	0-10	4 Pack	PJYSUHHO
523688	EvoKit CLKE 2x4 36L 27W 840 UNV 0-10 P4	27W	120-277	70,000	3600	4000	145	0-10	4 Pack	PFQLXWNV
523704	EvoKit CLKE 2x4 42L 30W 835 UNV 0-10 P4	30W	120-277	70,000	4200	3500	139	0-10	4 Pack	P1W5T132
523720	EvoKit CLKE 2x4 42L 30W 840 UNV 0-10 P4	30W	120-277	70,000	4200	4000	144	0-10	4 Pack	P9S1IOOY
521419	EvoKit CLKE 2x4 30L 21W 835 UNV 0-10 P1	21W	120-277	70,000	3000	3500	144	0-10	Single Pack	PSMZ3UQV
521450	EvoKit CLKE 2x4 30L 21W 840 UNV 0-10 P1	21W	120-277	70,000	3000	4000	149	0-10	Single Pack	PJYSUHHO
520262	EvoKit CLKE 2x4 36L 27W 835 UNV 0-10 P1	27W	120-277	70,000	3600	3500	140	0-10	Single Pack	PNQMPG9W
520270	EvoKit CLKE 2x4 36L 27W 840 UNV 0-10 P1	27W	120-277	70,000	3600	4000	145	0-10	Single Pack	PFQLXWNV
520288	EvoKit CLKE 2x4 42L 30W 835 UNV 0-10 P1	30W	120-277	70,000	4200	3500	139	0-10	Single Pack	P1W5T132
◆ 520296	EvoKit CLKE 2x4 42L 30W 840 UNV 0-10 P1	30W	120-277	70,000	4200	4000	144	0-10	Single Pack	P9S1IOOY
521567	EvoKit CLKE 2x4 47L 34W 835 UNV 0-10 P1	34W	120-277	70,000	4700	3500	136	0-10	Single Pack	PRJDIE8B
521583	EvoKit CLKE 2x4 47L 34W 840 UNV 0-10 P1	34W	120-277	70,000	4700	4000	141	0-10	Single Pack	PGYMV5GR

See footnotes on the last page.

◆ Made to stock product (Contact your Philips sales representative for stock availability and lead time).



interact  
ready.

# EvoKit click LED retrofit kit 2x4


## Ordering guide (continued from previous page)

Product Number	Description	Watts <sup>3</sup>	Volts	Lumen Maint. (Hrs.) <sup>2</sup>	Approx. Lumens <sup>3</sup>	Color Temp. (K)	Efficacy	Dim	Pkg	DLC Code
<b>CLKE SR (Energy Efficient Sensor Ready)</b>										
523670	EvoKit CLKE 2x4 30L 22W 840 UNV SR P4	22W	120-277	70,000	3000	4000	136	SR	4 Pack	PQGC5S80
523696	EvoKit CLKE 2x4 36L 28W 840 UNV SR P4	28W	120-277	70,000	3600	4000	132	SR	4 Pack	PCPFICK6
523712	EvoKit CLKE 2x4 42L 32W 835 UNV SR P4	32W	120-277	70,000	4200	3500	131	SR	4 Pack	PO7K9LMU
523738	EvoKit CLKE 2x4 42L 32W 840 UNV SR P4	32W	120-277	70,000	4200	4000	132	SR	4 Pack	PQFXJL79
521427	EvoKit CLKE 2x4 30L 22W 835 UNV SR P1	22W	120-277	70,000	3000	3500	131	SR	Single Pack	PFUXC34S
521468	EvoKit CLKE 2x4 30L 22W 840 UNV SR P1	22W	120-277	70,000	3000	4000	136	SR	Single Pack	PQGC5S80
521476	EvoKit CLKE 2x4 36L 28W 835 UNV SR P1	28W	120-277	70,000	3600	3500	131	SR	Single Pack	PJNOWT2J
521500	EvoKit CLKE 2x4 36L 28W 840 UNV SR P1	28W	120-277	70,000	3600	4000	132	SR	Single Pack	PCPFICK6
521534	EvoKit CLKE 2x4 42L 32W 835 UNV SR P1	32W	120-277	70,000	4200	3500	131	SR	Single Pack	PO7K9LMU
520304	EvoKit CLKE 2x4 42L 32W 840 UNV SR P1	32W	120-277	70,000	4200	4000	132	SR	Single Pack	PQFXJL79
521575	EvoKit CLKE 2x4 47L 36W 835 UNV SR P1	36W	120-277	70,000	4700	3500	131	SR	Single Pack	PA6H9GOV
521591	EvoKit CLKE 2x4 47L 36W 840 UNV SR P1	36W	120-277	70,000	4700	4000	132	SR	Single Pack	PV1N97YA

See footnotes on the last page.

## EvoKit Sensor Ready (SR) with Philips Advance Xitanium SR for connected lighting solutions

EvoKit SR is a new platform that allows users to choose different control platforms to suit their needs and budget; from simple occupancy and daylight sensing to cloud-connected data-reporting sensing. This empowers users to fine-tune their energy use for reduced energy costs. Various Interact, Philips SpaceWise, and EasySense controls are available. Please refer to Philips.com/Evokit for details. Contact your Philips representative for a current list of additional approved sensors. Sensors are connected in the field with just a few simple steps:



Step 1: EvoKit click SR is shipped with a plate covering the sensor hole. There are two wires secured to the back of the plate. The plate can be removed before or after you install the EvoKit click SR in the ceiling.



Step 2: Remove the two wires that were secured to the back of the plate and insert them in an approved sensor for use with EvoKit. They are not polarity sensitive.



Step 3: An adapter bracket is shipped with every EvoKit click SR. Install this adapter ring to the sensor and make sure it is securely fit. Then place the sensor and adapter bracket into the EvoKit SR endcap.

## EvoKit bulk pack

EvoKit click is designed to reduce the hidden environmental costs of lighting retrofits. With newly designed multi-unit packaging for EvoKit click, cardboard waste from the 2x4 and 2x2 troffer kits has been reduced by 66% and 77% respectively compared to its predecessor, EvoKit Gen4.

Previously, only 24 kits were able to fit on a single pallet, but, with the new multi-unit packaging, 60 2x4 kits fit on one pallet. This allows for 3,840 units to be fully loaded onto a 53' truck compared to 1,536 units of the previous generation. This results in 2.5x better transportation utilization and storage capacity with the EvoKit click.



Commercial Product Name	Order Code
EasySense EVO200	516575
Philips single rocker self powered wireless switch	UID8451/10

\* EVO200 comes pre-installed in the Gen4 bracket. To install in EvoKit click, this bracket will need removed in the field. Please see [www.philips.com/evokit](http://www.philips.com/evokit) for instructions on removing bracket.

# EvoKit click LED retrofit kit 2x4

## Ordering guide (continued from previous page)

Product Number	Description	Watts <sup>3</sup>	Volts	Lumen Maint. (Hrs.) <sup>2</sup>	Approx. Lumens <sup>3</sup>	Color Temp. (K)	Efficacy	Dim	Pkg	DLC Code
<b>CLKE IAP</b>										
523860	EvoKit CLKE 2x4 42L 32W 840 UNV IAP P4	32W	120-277	70,000	4200	4000	132	IAP	4 Pack	PSHWATKI
523233	EvoKit CLKE 2x4 30L 22W 835 UNV IAP P1	22W	120-277	70,000	3000	3500	131	IAP	Single Pack	PRIN0EE5
523241	EvoKit CLKE 2x4 30L 22W 840 UNV IAP P1	22W	120-277	70,000	3000	4000	136	IAP	Single Pack	POM3CNB1
523258	EvoKit CLKE 2x4 36L 28W 835 UNV IAP P1	28W	120-277	70,000	3600	3500	131	IAP	Single Pack	PF4SLVHQ
523266	EvoKit CLKE 2x4 36L 28W 840 UNV IAP P1	28W	120-277	70,000	3600	4000	132	IAP	Single Pack	PMY9PW8R
523274	EvoKit CLKE 2x4 42L 32W 835 UNV IAP P1	32W	120-277	70,000	4200	3500	131	IAP	Single Pack	PUJ1Z5CB
◆ 523290	EvoKit CLKE 2x4 42L 32W 840 UNV IAP P1	32W	120-277	70,000	4200	4000	132	IAP	Single Pack	PSHWATKI
523308	EvoKit CLKE 2x4 47L 36W 835 UNV IAP P1	36W	120-277	70,000	4700	3500	131	IAP	Single Pack	P5KZSWIS
523316	EvoKit CLKE 2x4 47L 36W 840 UNV IAP P1	36W	120-277	70,000	4700	4000	132	IAP	Single Pack	P4WTECXY

See footnotes on the last page.

**Attention Interact Pro users:** Please familiarize yourself with the Interact pro system before beginning your project installation. It is important that the gateway is powered before the Interact ready EvoKits are installed. Design guides and tutorials are available at: <https://www.interact-lighting.com/en-us/what-is-possible/interact-pro>.

# EvoKit click LED retrofit kit 2x4

## Application

- A highly efficient, visually comfortable, architecturally styled LED retrofit kit designed to replace recessed linear fluorescent troffers.
- Unique modular design offers refreshing new look in the ceiling when compared to traditional fluorescent luminaires.
- Single light bar combined with slanted troffer helps reflect light to reduce glare and provide uniform light distribution making it ideal for applications such as offices, schools, healthcare and retail.
- Excellent color rendering with a CRI above 80.
- Extremely high efficacies up to 149 lumens per watt.
- LEDs are an excellent source for use with controls since dimming or frequent switching does not degrade the performance or life of the source.
- Designed for use with standard grid (NEMA "G") or Narrow Grid (NEMA "NFG") ceiling T-Grids.
- High efficiency source and luminaire design help significantly reduce energy consumption and more easily comply with known energy codes.
- Helps meet regulation requirements such as ASHRAE 90.1 and Title 24 when matched with suitable controls.
- EvoKit click is designed for use in most recessed troffers. Some existing fixtures may have features which interfere. Please refer to schematics below.

## Enclosure Construction/Finish

- Simple design allows for quick installation in existing luminaire without the need to break the ceiling plenum.
- Constructed using galvanized steel which helps fight rust and makes for more durable product.
- Integrated securement tabs for securement to existing troffer housing.
- Minimum depth of only 3" necessary to allow proper clearance and installation of the EvoKit.
- Retrofit kit is powder coated after fabrication with high quality, durable finish to ensure no unfinished edges and avoid future potential of corrosion.
- Components fit together easily without the need for tools during installation. In addition the light module can be removed from below the ceiling for convenient maintenance and upgrades.

## Electrical

- Multiple driver options available
  - Philips Advance CertaDrive drivers with 0-10V dimming allow for maximum fixture efficiency and provide 10% dimming.
  - Philips Advance Xitanium SR drivers allow for connectivity options to multiple platforms.
- 5-year limited warranty includes all components of the retrofit kit, including driver, LED board and nonelectrical components."

- Listed with UL and Design Lights Consortium<sup>†</sup> to ensure quality performance and safety standards are met.
- High efficiency LEDs have a minimum 70,000 hour rated life (L<sub>70</sub>).

## Accessories

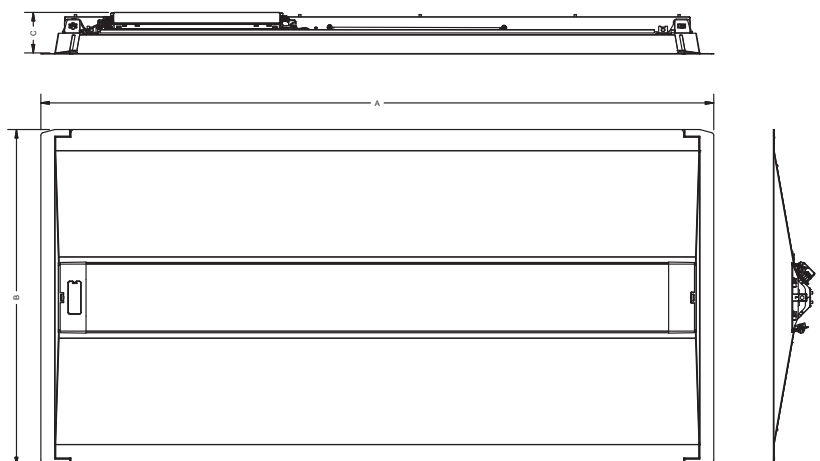
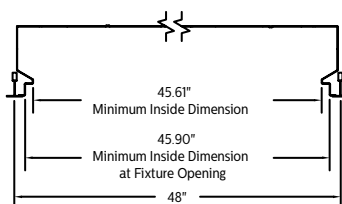
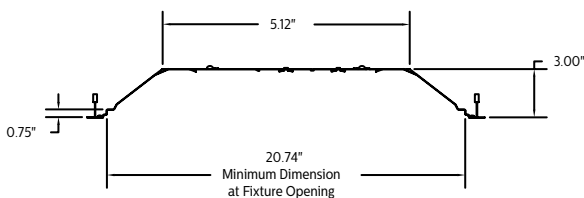
- Suitable for use with 503441 emergency back up. The 503441 needs to be field installed in the existing troffer according to the field install instructions provided.
- Suitable for use with a wide range of control systems.
- Earthquake cables available for additional securement to the existing troffer for areas where required.
- EvoKit accessory replacement kit comes with quarter turns, quick disconnects, and spare sensor brackets.

Prod. No.	Description
502435	Earthquake cable 317mm
503441	EvoKit field installed emergency battery backup
522094	EvoKit accessory replacement kit

## Dimensions 2x4

EvoKit click was designed to fit into most parabolic and lensed-recessed troffers with minimum dimensional requirements shown below. Philips recommends a sample installation prior to ordering project quantities to ensure compatibility. Philips EvoKit click retrofit kits are not compatible with air handling fixtures.

A Face Plate Length	B Face Plate Width	C Height
47.83"	23.9"	2.99"



# EvoKit click LED retrofit kit 2x4

## EvoKit CLK 2x4 30L 27 W835 UNV 0-10, 2,912 delivered lumens

Catalog No.	521153		<b>45</b>	<b>Cross</b>	<b>Back-45</b>	<b>Coefficients of Utilization</b> EFFECTIVE FLOOR CAVITY REFLECTANCE 20 PER (pfc=0.20)										
Test No.	21153		<b>0</b>	906	906	906	906	<b>pcc</b>	80			70			50	
S/MH	1.5		<b>5</b>	885	904	926	899	<b>pw</b>	70	50	30	70	50	30	50	30
Lamp Type	LED		<b>15</b>	839	885	922	872	<b>RCR</b>								
Lumens/Watt	107		<b>25</b>	748	842	902	826	0	118	118	118	115	115	115	111	111
Input Watts	27		<b>35</b>	629	779	856	761	1	108	102	97	105	100	95	95	92
Comparative yearly lighting energy cost per 1000 lumens - \$2.20 based on 3000 hours and \$0.08/kWh						2	96	88	81	94	85	80	82	77		
The photometric results were obtained in the Design Lights Consortium Test Lab which is NVLAP accredited by the National Institute of Standards and Technology						3	88	77	68	85	75	67	71	66		
Photometric values based on tests performed in compliance with LM-79						4	81	68	58	78	67	57	64	56		
						5	73	59	51	71	58	51	56	48		
						6	68	54	45	66	53	45	51	44		
						7	63	48	40	60	47	40	46	39		
						8	58	45	35	56	44	35	42	34		
						9	55	40	33	53	40	32	39	32		
						10	51	38	29	50	36	28	35	28		

<b>Light Distribution</b>				<b>Average Luminance</b>			
<b>Degrees</b>	<b>Lumens</b>	<b>% Luminaire</b>		<b>Angle</b>	<b>End</b>	<b>45°</b>	<b>Cross</b>
0-30	715	24.6		45	1150	1595	1792
0-40	1187	40.8		55	1060	1628	1844
0-60	2168	74.5		65	968	1646	1870
0-90	2912	100.0		75	836	1716	1990
				85	579	2044	2577

## EvoKit CLK 2x4 42L 38W 840 UNV 0-10 P1, 4039 delivered lumens

Catalog No.	520213		<b>45</b>	<b>Cross</b>	<b>Back-45</b>	<b>Coefficients of Utilization</b> EFFECTIVE FLOOR CAVITY REFLECTANCE 20 PER (pfc=0.20)										
Test No.	20213		<b>0</b>	1151	1151	1151	1151	<b>pcc</b>	80			70			50	
S/MH	1.4		<b>5</b>	1128	1149	1176	1144	<b>pw</b>	70	50	30	70	50	30	50	30
Lamp Type	LED		<b>15</b>	1071	1123	1172	1111	<b>RCR</b>								
Lumens/Watt	108		<b>25</b>	959	1067	1145	1052	0	118	118	118	115	115	115	111	111
Input Watts	38		<b>35</b>	812	984	1083	967	1	108	102	97	105	100	95	95	92
Comparative yearly lighting energy cost per 1000 lumens - \$2.45 based on 3000 hours and \$0.08/kWh						2	96	88	81	94	86	80	82	77		
The photometric results were obtained in the Design Lights Consortium Test Lab which is NVLAP accredited by the National Institute of Standards and Technology						3	88	77	68	85	76	68	71	66		
Photometric values based on tests performed in compliance with LM-79						4	81	68	58	78	67	57	64	56		
						5	73	60	51	71	58	51	56	48		
						6	68	54	45	66	53	45	52	44		
						7	63	48	40	60	47	40	46	39		
						8	58	45	35	56	44	35	42	34		
						9	55	40	33	53	40	32	39	32		
						10	51	38	29	50	36	29	35	28		

<b>Light Distribution</b>				<b>Average Luminance</b>			
<b>Degrees</b>	<b>Lumens</b>	<b>% Luminaire</b>		<b>Angle</b>	<b>End</b>	<b>45°</b>	<b>Cross</b>
0-30	998	24.7		45	1488	2006	2255
0-40	1615	40.9		55	1367	2032	2314
0-60	3029	74.5		65	1248	2046	2349
0-90	4039	100.0		75	1075	2132	2527
				85	738	2422	3088

## EvoKit CLKE 2x4 30L 22W 835 UNV SR P1, 4,039 delivered lumens

Catalog No.	521427		<b>45</b>	<b>Cross</b>	<b>Back-45</b>	<b>Coefficients of Utilization</b> EFFECTIVE FLOOR CAVITY REFLECTANCE 20 PER (pfc=0.20)										
Test No.	21427		<b>0</b>	875	875	875	875	<b>pcc</b>	80			70			50	
S/MH	1.5		<b>5</b>	857	870	894	870	<b>pw</b>	70	50	30	70	50	30	50	30
Lamp Type	LED		<b>15</b>	805	849	896	851	<b>RCR</b>								
Lumens/Watt	131		<b>25</b>	715	812	884	819	0	118	118	118	115	115	115	111	111
Input Watts	23		<b>35</b>	598	750	843	760	1	108	102	97	105	100	95	95	92
Comparative yearly lighting energy cost per 1000 lumens - \$1.90 based on 3000 hours and \$0.08/kWh						2	96	88	81	94	85	80	82	77		
The photometric results were obtained in the Design Lights Consortium Test Lab which is NVLAP accredited by the National Institute of Standards and Technology						3	88	77	68	85	75	67	71	65		
Photometric values based on tests performed in compliance with LM-79						4	81	68	58	78	67	57	64	56		
						5	73	59	51	71	58	50	56	48		
						6	68	54	45	66	53	44	51	44		
						7	63	48	40	60	47	40	46	39		
						8	58	45	35	56	44	35	42	34		
						9	55	40	32	53	40	32	39	32		
						10	51	38	29	50	36	28	35	28		

<b>Light Distribution</b>				<b>Average Luminance</b>			
<b>Degrees</b>	<b>Lumens</b>	<b>% Luminaire</b>		<b>Angle</b>	<b>End</b>	<b>45°</b>	<b>Cross</b>
0-30	696	24.3		45	1124	1579	1833
0-40	1158	40.5		55	1031	1601	1893
0-60	2125	74.3		65	941	1613	1938
0-90	2858	100.0		75	811	1667	2064
				85	539	1853	2489

# EvoKit click LED retrofit kit 2x4

## EvoKit CLKE 2x4 36L 27W 835 UNV 0-10 P1, 3,759 delivered lumens

Catalog No.	520262	<b>Candlepower</b>				
Test No.	20262	<b>Angle</b>	<b>End</b>	<b>45</b>	<b>Cross</b>	<b>Back-45</b>
S/MH	1.3	0	1098	1098	1098	1098
Lamp Type	LED	5	1073	1096	1122	1090
Lumens/Watt	140	15	1016	1072	1119	1057
Input Watts	27	25	904	1021	1098	1003
		35	759	946	1046	926
		45	596	838	948	819
		55	444	694	796	679
		65	299	518	597	508
		75	158	331	391	327
		85	35	129	167	132

Comparative yearly lighting energy cost per 1000 lumens - \$1.83 based on 3000 hours and \$0.08/kWh

The photometric results were obtained in the Design Lights Consortium Test Lab which is NVLAP accredited by the National Institute of Standards and Technology

Photometric values based on tests performed in compliance with LM-79

<b>Coefficients of Utilization</b>									
<b>EFFECTIVE FLOOR CAVITY REFLECTANCE 20 PER (pfc=0.20)</b>									
<b>pcc</b>	80			70			50		
<b>pw</b>	70	50	30	70	50	30	50	30	
<b>RCR</b>									
0	118	118	118	115	115	115	111	111	
1	108	102	97	105	100	95	95	92	
2	96	88	81	94	85	80	82	77	
3	88	77	68	85	75	67	71	65	
4	81	68	58	78	67	57	64	56	
5	73	59	51	71	58	50	56	48	
6	68	54	45	66	53	44	51	44	
7	63	48	40	60	47	40	46	39	
8	58	45	35	56	44	35	42	34	
9	55	40	32	53	40	32	39	32	
10	51	38	29	50	36	28	35	28	

<b>Light Distribution</b>			<b>Average Luminance</b>			
<b>Degrees</b>	<b>Lumens</b>	<b>% Luminaire</b>	<b>Angle</b>	<b>End</b>	<b>45°</b>	<b>Cross</b>
0-30	868	24.5	45	1381	1941	2195
0-40	1441	40.6	55	1266	1982	2272
0-60	2637	74.4	65	1157	2006	2314
0-90	3546	100	75	1000	2093	2472
			85	663	2416	3141

## EvoKit CLKE 2x4 42L 30W 835 UNV 0-10 P1, 4,149 delivered lumens

Catalog No.	520288	<b>Candlepower</b>				
Test No.	20288	<b>Angle</b>	<b>End</b>	<b>45</b>	<b>Cross</b>	<b>Back-45</b>
S/MH	1.3	0	1222	1222	1222	1222
Lamp Type	LED	5	1196	1220	1248	1213
Lumens/Watt	139	15	1135	1191	1240	1174
Input Watts	30	25	1016	1131	1208	1108
		35	855	1042	1142	1016
		45	671	917	1029	892
		55	501	755	858	735
		65	337	562	640	546
		75	177	361	422	353
		85	42	145	181	147

Comparative yearly lighting energy cost per 1000 lumens - \$1.83 based on 3000 hours and \$0.08/kWh

The photometric results were obtained in the Design Lights Consortium Test Lab which is NVLAP accredited by the National Institute of Standards and Technology

Photometric values based on tests performed in compliance with LM-79

<b>Coefficients of Utilization</b>									
<b>EFFECTIVE FLOOR CAVITY REFLECTANCE 20 PER (pfc=0.20)</b>									
<b>pcc</b>	80			70			50		
<b>pw</b>	70	50	30	70	50	30	50	30	
<b>RCR</b>									
0	118	118	118	115	115	115	111	111	
1	108	102	97	105	100	95	95	92	
2	96	88	81	94	85	80	82	77	
3	88	77	68	85	76	68	71	66	
4	81	68	58	78	67	57	64	56	
5	73	60	51	71	58	51	56	48	
6	68	54	45	66	53	45	52	44	
7	63	48	40	60	47	40	46	39	
8	58	45	35	56	44	35	42	34	
9	55	40	33	53	40	32	39	32	
10	51	38	29	50	36	29	35	28	

<b>Light Distribution</b>			<b>Average Luminance</b>			
<b>Degrees</b>	<b>Lumens</b>	<b>% Luminaire</b>	<b>Angle</b>	<b>End</b>	<b>45°</b>	<b>Cross</b>
0-30	962	24.7	45	1553	2124	2382
0-40	1594	40.9	55	1429	2156	2448
0-60	2901	74.5	65	1304	2176	2480
0-90	3891	100	75	1121	2285	2670
			85	783	2720	3395

## EvoKit CLKE 2x4 47L 34W 835 UNV 0-10 P1, 4,552 delivered lumens

Catalog No.	521567	<b>Candlepower</b>				
Test No.	21567	<b>Angle</b>	<b>End</b>	<b>45</b>	<b>Cross</b>	<b>Back-45</b>
S/MH	1.4	0	1347	1347	1347	1347
Lamp Type	LED	5	1316	1342	1377	1340
Lumens/Watt	136	15	1242	1309	1376	1308
Input Watts	34	25	1107	1243	1348	1245
		35	931	1143	1278	1150
		45	734	1002	1150	1016
		55	546	821	957	843
		65	368	606	718	629
		75	193	385	472	408
		85	42	147	201	174

Comparative yearly lighting energy cost per 1000 lumens - \$1.86 based on 3000 hours and \$0.08/kWh

The photometric results were obtained in the Design Lights Consortium Test Lab which is NVLAP accredited by the National Institute of Standards and Technology

Photometric values based on tests performed in compliance with LM-79

<b>Coefficients of Utilization</b>									
<b>EFFECTIVE FLOOR CAVITY REFLECTANCE 20 PER (pfc=0.20)</b>									
<b>pcc</b>	80			70			50		
<b>pw</b>	70	50	30	70	50	30	50	30	
<b>RCR</b>									
0	118	118	118	115	115	115	111	111	
1	108	102	97	105	100	95	95	92	
2	96	88	81	94	85	80	82	77	
3	88	77	68	85	75	67	71	65	
4	81	68	58	78	67	57	64	56	
5	73	59	51	71	58	50	56	48	
6	68	54	45	66	53	44	51	44	
7	63	48	40	60	47	40	46	39	
8	58	45	35	56	44	35	42	34	
9	55	40	32	53	40	32	39	32	
10	51	38	29	50	36	28	35	28	

<b>Light Distribution</b>			<b>Average Luminance</b>			
<b>Degrees</b>	<b>Lumens</b>	<b>% Luminaire</b>	<b>Angle</b>	<b>End</b>	<b>45°</b>	<b>Cross</b>
0-30	1067	24.6	45	1753	2394	2748
0-40	1771	40.8	55	1608	2419	2819
0-60	3232	74.5	65	1473	2423	2870
0-90	4339	100.0	75	1260	2512	3080
			85	818	2840	3900

# EvoKit click LED retrofit kit 2x4

## Energy saving solution – EvoKit CLKE 2'x4'

### Estimated lighting costs using a standard 3 lamp T8 troffer

Present wattage		85	W
× Annual operating hours	=	4,380	hrs
		372,300	Watt-Hours
÷ 1,000	=	372.3	kWh per year
× kWh rate of \$0.10	=	\$37.23	per year
× 125 fixtures		\$4,653.75	annual energy cost per space

### Estimated lighting costs using a Philips 42L 2x4 EvoKit CLKE

Present wattage		30	W
× Annual operating hours	=	4,380	hrs
		131,400	Watt-Hours
÷ 1,000	=	131.40	kWh per year
× kWh rate of \$0.10	=	\$13.14	per year
× 125 fixtures		\$1,642.50	annual energy cost per space

**Total estimated annual savings<sup>‡</sup> \$3,011.25**

<sup>‡</sup> Based on 125 fixtures per space operating 4,380 hours a year. 125 fixtures is roughly equivalent to a 10,000 square foot space. kWh rates will vary.

#### FOOTNOTES:

- 1) Please refer to the energy saving chart above for details.
  - 2) L<sub>70</sub> 72,000 hours @ 35°C based on TM21 and LM80.
  - 3) Based on photometric testing consistent with IES LM-79. Actual wattage may differ by +/- 10%. Actual initial lumen output may vary between -10 and +10% of the rated lumens.
- \*\*\* Please visit <http://www.usa.lighting.philips.com/support/support/warranty> for full details.
- † Restrictions on Hazardous Substances (RoHS) is a European directive (2002/95/EC) designed to limit the content of 6 substances [lead, mercury, cadmium, hexavalent chromium, polybrominated biphenyls (PBB), and polybrominated diphenyl ethers (PBDE)] in electrical and electrical products. For products used in North America, compliance with RoHS is voluntary and self-certified.
- ‡ Evokit luminaires are Design Lights Consortium qualified. Please see the DLC QPL list for exact catalog numbers (<http://www.designlights.org/QPL>).

© 2019 Signify Holding. All rights reserved.  
Signify reserves the right to make changes in specifications and/or to discontinue any product at any time without notice or obligation and will not be liable for any consequences resulting from the use of this publication.  
[philips.com/evokit](http://philips.com/evokit)



Signify North America Corporation  
200 Franklin Square Drive, Somerset, NJ 08873  
Tel. 855-486-2216

Signify Canada Ltd.  
281 Hillmount Rd, Markham, ON, Canada L6C 2S3  
Tel. 800-668-9008