



**Electrical Specifications**

<b>HCN4S5490C2LSG @347</b>	
Brand Name	<b>CENTIUM T5</b>
Ballast Type	<b>Electronic</b>
Starting Method	<b>Programmed Start</b>
Lamp Connection	<b>Series/Parallel</b>
Input Voltage	<b>347</b>
Input Frequency	<b>50/60 HZ</b>
Status	<b>Active</b>

Lamp Type	Num. of Lamps	Rated Lamp Watts	Min. Start Temp (°F/°C)	Input Current (Amps)	Input Power (ANSI Watts)	Ballast Factor	MAX THD %	Power Factor	MAX Lamp Current Crest Factor	B.E.F.
F54T5/HO	1	54	-20/-29	0.20	67	1.09	10	0.98	1.7	1.63
F54T5/HO	2	54	-20/-29	0.35	120	1.00	10	0.99	1.7	0.83
F54T5/HO	3	54	-20/-29	0.54	188	1.04	10	0.99	1.7	0.55
* F54T5/HO	4	54	-20/-29	0.69	239	1.00	10	0.99	1.7	0.42
F54T5/HO/ES (49W)	1	49	-20/-29	0.20	63	1.09	10	0.98	1.7	1.73
F54T5/HO/ES (49W)	2	49	-20/-29	0.35	111	1.00	10	0.98	1.7	0.90
F54T5/HO/ES (49W)	3	49	-20/-29	0.54	174	1.04	10	0.98	1.7	0.60
F54T5/HO/ES (49W)	4	49	-20/-29	0.69	220	1.00	10	0.98	1.7	0.45
FT36W/2G11	1	36	-20/-29	0.15	50	1.27	10	0.99	1.7	2.54
FT36W/2G11	2	36	-20/-29	0.26	90	1.20	10	0.99	1.7	1.33
FT36W/2G11	3	36	-20/-29	0.40	137	1.23	10	0.99	1.7	0.90
FT36W/2G11	4	36	-20/-29	0.53	182	1.20	10	0.99	1.7	0.66
FT50W/2G11	1	50	-20/-29	0.19	64	1.19	10	0.98	1.7	1.86
FT50W/2G11	2	50	-20/-29	0.34	118	1.10	10	0.99	1.7	0.93
FT50W/2G11	3	50	-20/-29	0.54	185	1.14	10	0.99	1.7	0.62
FT50W/2G11	4	50	-20/-29	0.68	236	1.10	10	0.99	1.7	0.47
FT55W/2G11	1	55	-20/-29	0.18	62	0.96	10	0.98	1.7	1.55
FT55W/2G11	2	55	-20/-29	0.34	117	0.90	10	0.99	1.7	0.77
FT55W/2G11	3	55	-20/-29	0.52	178	0.93	10	0.99	1.7	0.52
FT55W/2G11	4	55	-20/-29	0.66	228	0.90	10	0.99	1.7	0.39

**Wiring Diagram**

The wiring diagram that appears above is for the lamp type denoted by the asterisk (\*)

**Standard Lead Length (inches)**

---



Revised 03/11/09

Data is based upon tests performed by Advance Transformer in a controlled environment and representative of relative performance. Actual performance can vary depending on operating conditions. Specifications are subject to change without notice. All specifications are nominal unless otherwise noted.

**ADVANCE TRANSFORMER CO.**

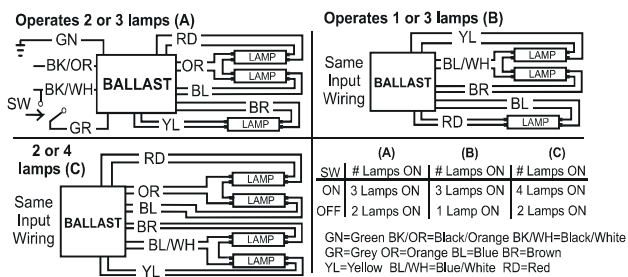
O'HARE INTERNATIONAL CENTER · 10275 WEST HIGGINS ROAD · ROSEMONT, IL 60018

Customer Support/Technical Service: Phone: 800-372-3331 · Fax: 847-768-7768

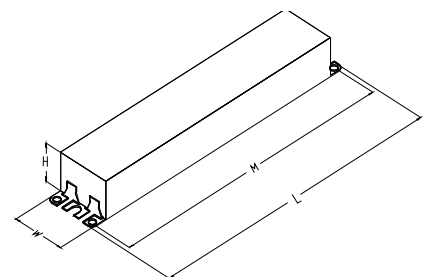
Corporate Offices: Phone: 800-322-2086

	in.	cm.
Black		0
White		0
Blue	54	137.2
Red	51	129.5
Yellow	60	152.4
Gray	32	81.3
Violet		0

	in.	cm.
Yellow/Blue		0
Blue/White	42	106.7
Brown	60	152.4
Orange	42	106.7
Orange/Black	32	81.3
Black/White	32	81.3
Red/White		0



## Enclosure



### Enclosure Dimensions

OverAll (L)	Width (W)	Height (H)	Mounting (M)
16.7 "	1.7 "	1.18 "	16.34 "

$16 \frac{7}{10}$	$1 \frac{7}{10}$	$1 \frac{9}{50}$	$16 \frac{17}{50}$
42.4 cm	4.3 cm	3 cm	41.5 cm



## Electrical Specifications

<b>HCN4S5490C2LSG @ 347</b>	
Brand Name	<b>CENTIUM T5</b>
Ballast Type	<b>Electronic</b>
Starting Method	<b>Programmed Start</b>
Lamp Connection	<b>Series/Parallel</b>
Input Voltage	<b>347</b>
Input Frequency	<b>50/60 HZ</b>
Status	<b>Active</b>

### Notes:

#### Section I - Physical Characteristics

- 1.1 Ballast shall be physically interchangeable with standard electromagnetic or standard electronic ballasts, where applicable.
- 1.2 Ballast shall be provided with integral leads or poke-in wire trap connectors color-coded per ANSI C82.11.

#### Section II - Performance

- 2.1 Ballast shall be Programmed Start.
- 2.2 Ballast shall contain auto restart circuitry in order to restart lamps without resetting power.
- 2.3 Ballast shall operate from 50/60 Hz input source of \_\_\_\_\_ (120V through 277V or 347V through 480V) with sustained variations of +/- 10% (voltage and frequency).
- 2.4 Ballast shall be high frequency electronic type and operate lamps at a frequency above 42 kHz to avoid interference with infrared devices and eliminate visible flicker.
- 2.5 Ballast shall have a Power Factor greater than 0.98 for primary lamp.
- 2.6 Ballast shall have a minimum ballast factor of 1.0 for primary lamp application.
- 2.7 Ballast shall provide for a Lamp Current Crest Factor of 1.7 or less.
- 2.8 Ballast input current shall have Total Harmonic Distortion (THD) of less than 10% when operated at nominal line voltage with primary lamp.
- 2.9 Ballast shall have a Class A sound rating.
- 2.10 Ballast shall have a minimum starting temperature of \_\_\_\_\_ {-18C (0F) or -29C (-20F)} for primary lamp. Consult lamp manufacturer for temperature versus light output characteristics.
- 2.11 Ballast shall provide Lamp EOL Protection Circuit.
- 2.12 Ballast shall tolerate sustained open circuit and short circuit output conditions.
- 2.13 Four-lamp ballast shall have (semi-independent or independent) lamp operation.

#### Section III - Regulatory

- 3.1 Ballast shall not contain any Polychlorinated Biphenyl (PCB).
- 3.2 Ballast shall be Underwriters Laboratories (UL) listed, Class P and Type 1 Outdoor; and Canadian Standards Association (CSA) certified where applicable.
- 3.3 Ballast shall comply with ANSI C62.41 Category A for Transient protection.
- 3.4 Ballast shall comply with ANSI C82.11 where applicable.
- 3.5 Ballast shall comply with applicable requirements of the Federal Communications Commission (FCC) rules and regulations, Title 47 CFR part 18, for Non-Consumer equipment.
- 3.6 Ballast shall comply with UL Type CC rating.
- 3.7 Ballast shall comply with NEMA 410 for in-rush current limits.

#### Section IV - Other

- 4.1 Ballast shall be manufactured in a factory certified to ISO 9001 Quality System Standards.
- 4.2 Ballast shall carry a five-year warranty from date of manufacture against defects in material or workmanship, including replacement, for operation at a maximum case temperature of 70C. Ballasts with a "90C" designation in their catalog number shall also carry a three-year warranty at a maximum case temperature of 90C.
- 4.3 Manufacturer shall have a twenty-year history of producing electronic ballasts for the North American market.



Revised 03/11/09

Data is based upon tests performed by Advance Transformer in a controlled environment and representative of relative performance. Actual performance can vary depending on operating conditions. Specifications are subject to change without notice. All specifications are nominal unless otherwise noted.

### ADVANCE TRANSFORMER CO.

O'HARE INTERNATIONAL CENTER - 10275 WEST HIGGINS ROAD - ROSEMONT, ILLINOIS 60018  
 TELEPHONE: (847)390-5000 FAX: (847)768-7768



**Electrical Specifications**

HCN4S5490C2LSG @480	
Brand Name	<b>CENTIUM T5</b>
Ballast Type	<b>Electronic</b>
Starting Method	<b>Programmed Start</b>
Lamp Connection	<b>Series/Parallel</b>
Input Voltage	<b>480</b>
Input Frequency	<b>50/60 HZ</b>
Status	<b>Active</b>

Lamp Type	Num. of Lamps	Rated Lamp Watts	Min. Start Temp (°F/°C)	Input Current (Amps)	Input Power (ANSI Watts)	Ballast Factor	MAX THD %	Power Factor	MAX Lamp Current Crest Factor	B.E.F.
F54T5/HO	1	54	-20/-29	0.15	67	1.09	15	0.94	1.7	1.63
F54T5/HO	2	54	-20/-29	0.25	119	1.00	10	0.99	1.7	0.84
F54T5/HO	3	54	-20/-29	0.39	186	1.04	10	0.99	1.7	0.56
* F54T5/HO	4	54	-20/-29	0.50	237	1.00	10	0.99	1.7	0.42
F54T5/HO/ES (49W)	1	49	-20/-29	0.15	63	1.09	10	0.98	1.7	1.73
F54T5/HO/ES (49W)	2	49	-20/-29	0.25	110	1.00	10	0.98	1.7	0.91
F54T5/HO/ES (49W)	3	49	-20/-29	0.39	172	1.04	10	0.98	1.7	0.60
F54T5/HO/ES (49W)	4	49	-20/-29	0.50	218	1.00	10	0.98	1.7	0.46
FT36W/2G11	1	36	-20/-29	0.11	50	1.27	20	0.91	1.7	2.54
FT36W/2G11	2	36	-20/-29	0.19	89	1.20	10	0.99	1.7	1.35
FT36W/2G11	3	36	-20/-29	0.29	135	1.23	10	0.98	1.7	0.91
FT36W/2G11	4	36	-20/-29	0.38	180	1.20	10	0.99	1.7	0.67
FT50W/2G11	1	50	-20/-29	0.14	64	1.19	15	0.94	1.7	1.86
FT50W/2G11	2	50	-20/-29	0.25	117	1.10	10	0.98	1.7	0.94
FT50W/2G11	3	50	-20/-29	0.39	183	1.14	10	0.99	1.7	0.62
FT50W/2G11	4	50	-20/-29	0.49	234	1.10	10	0.99	1.7	0.47
FT55W/2G11	1	55	-20/-29	0.14	62	0.96	15	0.94	1.7	1.55
FT55W/2G11	2	55	-20/-29	0.25	116	0.90	10	0.98	1.7	0.78
FT55W/2G11	3	55	-20/-29	0.37	176	0.93	10	0.99	1.7	0.53
FT55W/2G11	4	55	-20/-29	0.47	226	0.90	10	0.99	1.7	0.40

**Wiring Diagram**

The wiring diagram that appears above is for the lamp type denoted by the asterisk (\*)

**Standard Lead Length (inches)**

---



Revised 03/11/09

Data is based upon tests performed by Advance Transformer in a controlled environment and representative of relative performance. Actual performance can vary depending on operating conditions. Specifications are subject to change without notice. All specifications are nominal unless otherwise noted.

**ADVANCE TRANSFORMER CO.**

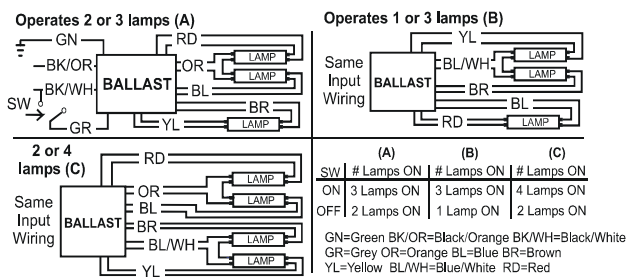
O'HARE INTERNATIONAL CENTER · 10275 WEST HIGGINS ROAD · ROSEMONT, IL 60018

Customer Support/Technical Service: Phone: 800-372-3331 · Fax: 847-768-7768

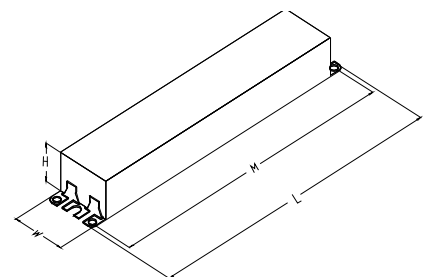
Corporate Offices: Phone: 800-322-2086

	in.	cm.
Black		0
White		0
Blue	54	137.2
Red	51	129.5
Yellow	60	152.4
Gray	32	81.3
Violet		0

	in.	cm.
Yellow/Blue		0
Blue/White	42	106.7
Brown	60	152.4
Orange	42	106.7
Orange/Black	32	81.3
Black/White	32	81.3
Red/White		0



## Enclosure



### Enclosure Dimensions

OverAll (L)	Width (W)	Height (H)	Mounting (M)
16.7 "	1.7 "	1.18 "	16.34 "

$16 \frac{7}{10}$	$1 \frac{7}{10}$	$1 \frac{9}{50}$	$16 \frac{17}{50}$
42.4 cm	4.3 cm	3 cm	41.5 cm



**Electrical Specifications**

<b>HCN4S5490C2LSG @ 480</b>	
Brand Name	<b>CENTIUM T5</b>
Ballast Type	<b>Electronic</b>
Starting Method	<b>Programmed Start</b>
Lamp Connection	<b>Series/Parallel</b>
Input Voltage	<b>480</b>
Input Frequency	<b>50/60 HZ</b>
Status	<b>Active</b>

**Notes:**

Section I - Physical Characteristics

- 1.1 Ballast shall be physically interchangeable with standard electromagnetic or standard electronic ballasts, where applicable.
- 1.2 Ballast shall be provided with integral leads or poke-in wire trap connectors color-coded per ANSI C82.11.

Section II - Performance

- 2.1 Ballast shall be Programmed Start.
- 2.2 Ballast shall contain auto restart circuitry in order to restart lamps without resetting power.
- 2.3 Ballast shall operate from 50/60 Hz input source of \_\_\_\_\_ (120V through 277V or 347V through 480V) with sustained variations of +/- 10% (voltage and frequency).
- 2.4 Ballast shall be high frequency electronic type and operate lamps at a frequency above 42 kHz to avoid interference with infrared devices and eliminate visible flicker.
- 2.5 Ballast shall have a Power Factor greater than 0.98 for primary lamp.
- 2.6 Ballast shall have a minimum ballast factor of 1.0 for primary lamp application.
- 2.7 Ballast shall provide for a Lamp Current Crest Factor of 1.7 or less.
- 2.8 Ballast input current shall have Total Harmonic Distortion (THD) of less than 10% when operated at nominal line voltage with primary lamp.
- 2.9 Ballast shall have a Class A sound rating.
- 2.10 Ballast shall have a minimum starting temperature of \_\_\_\_\_ {-18C (0F) or -29C (-20F)} for primary lamp. Consult lamp manufacturer for temperature versus light output characteristics.
- 2.11 Ballast shall provide Lamp EOL Protection Circuit.
- 2.12 Ballast shall tolerate sustained open circuit and short circuit output conditions.
- 2.13 Four-lamp ballast shall have (semi-independent or independent) lamp operation.

Section III - Regulatory

- 3.1 Ballast shall not contain any Polychlorinated Biphenyl (PCB).
- 3.2 Ballast shall be Underwriters Laboratories (UL) listed, Class P and Type 1 Outdoor; and Canadian Standards Association (CSA) certified where applicable.
- 3.3 Ballast shall comply with ANSI C62.41 Category A for Transient protection.
- 3.4 Ballast shall comply with ANSI C82.11 where applicable.
- 3.5 Ballast shall comply with applicable requirements of the Federal Communications Commission (FCC) rules and regulations, Title 47 CFR part 18, for Non-Consumer equipment.
- 3.6 Ballast shall comply with UL Type CC rating.
- 3.7 Ballast shall comply with NEMA 410 for in-rush current limits.

Section IV - Other

- 4.1 Ballast shall be manufactured in a factory certified to ISO 9001 Quality System Standards.
- 4.2 Ballast shall carry a five-year warranty from date of manufacture against defects in material or workmanship, including replacement, for operation at a maximum case temperature of 70C. Ballasts with a "90C" designation in their catalog number shall also carry a three-year warranty at a maximum case temperature of 90C.
- 4.3 Manufacturer shall have a twenty-year history of producing electronic ballasts for the North American market.



Revised 03/11/09

Data is based upon tests performed by Advance Transformer in a controlled environment and representative of relative performance. Actual performance can vary depending on operating conditions. Specifications are subject to change without notice. All specifications are nominal unless otherwise noted.

**ADVANCE TRANSFORMER CO.**

O'HARE INTERNATIONAL CENTER - 10275 WEST HIGGINS ROAD - ROSEMONT, ILLINOIS 60018  
 TELEPHONE: (847)390-5000 FAX: (847)768-7768