

As easy as 1,2,3...



MARK 10 POWERLINE DIMMABLE BALLASTS FOR COMPACT FLUORESCENT LAMPS

RoHS[†]
COMPLIANT



Listed 704G

Philips Advance Mark 10 Powerline Dimmable Ballasts make converting your existing fixtures easy. For companies looking to make their fixed-output linear compact fluorescent systems more cost effective and sustainable, Mark 10 Powerline ballasts provide an easy solution without the need for additional control leads. Simply replace the ballast, replace the switch and dim the lights.

Features

- Full range continuous dimming (100% light output down to 5%)

Benefits

- Compatible with controls from numerous manufacturers using standard *Powerline* controls
- Ideal for frequent switching applications such as occupancy sensors and daylight harvesting – programmed start operation

Applications

- Ideal for conference rooms, auditoriums, educational facilities, hotels, restaurants, and department stores as well as other new construction or retrofit installations where dimming is desired.

(† See page 3 for footnote)

PHILIPS
ADVANCE

MARK 10 POWERLINE DIMMABLE BALLASTS FOR COMPACT FLUORESCENT LAMPS

Mark 10 Powerline Ballasts For 13 - 42W T4 Lamps

Programmed Start

No. of Lamps	Input Volts	Catalog Number	Max/Min		Full Light Output		Minimum Starting Temp (°F/°C)	Dim.	Wiring Diagram
			Input Power ANSI (Watts)	Ballast Factor	THD %	Line Current (Amps)			
CFQ18W/G24q - 18W CFL Quad Tube Lamp (PL-C18W/4P, F18DBX/4P, CF18DD/E)									
CFTR18W/GX24q - 18W CFL Triple Tube Lamp (PL-T18W, F18TBX/4P, CF18DT/E)									
1	120	REZ-1Q18-M2-BS	22/7	1.00/0.05	10	0.18	50/10	Size 2	I38
1	120	REZ-1Q18-M2-LD	22/7	1.00/0.05	10	0.18	50/10	Size 2	I38
1	277	VEZ-1Q18-M2-BS	22/7	1.00/0.05	10	0.07	50/10	Size 2	I38
1	277	VEZ-1Q18-M2-LD	22/7	1.00/0.05	10	0.07	50/10	Size 2	I38
2	120	REZ-2Q18-M2-BS	43/14	1.00/0.05	10	0.36	50/10	Size 2	I38
2	120	REZ-2Q18-M2-LD	43/14	1.00/0.05	10	0.36	50/10	Size 2	I38
2	277	VEZ-2Q18-M2-BS	43/14	1.00/0.05	10	0.16	50/10	Size 2	I38
2	277	VEZ-2Q18-M2-LD	43/14	1.00/0.05	10	0.16	50/10	Size 2	I38
CFQ26W/G24q - 26W CFL Quad Tube Lamp (PL-C26W/4P, F26DBX/4P, CF26DD/E)									
CFTR26W/GX24q - 26W CFL Triple Tube Lamp (PL-T26W, F26TBX/4P, CF26DT/E)									
1	120	REZ-1T42-M2-BS	31/8	1.00/0.05	10	0.26	50/10	Size 2	I38
1	120	REZ-1T42-M2-LD	31/8	1.00/0.05	10	0.26	50/10	Size 2	I38
1	120	REZ-1T42-M2-LD-K*	31/8	1.00/0.05	10	0.26	50/10	Size 2	I38
1	277	VEZ-1T42-M2-BS	31/8	1.00/0.05	10	0.11	50/10	Size 2	I38
1	277	VEZ-1T42-M2-LD	31/8	1.00/0.05	10	0.11	50/10	Size 2	I38
1	277	VEZ-1T42-M2-LD-K*	31/8	1.00/0.05	10	0.11	50/10	Size 2	I38
2	120	REZ-2Q26-M2-BS	58/16	1.00/0.05	10	0.48	50/10	Size 2	I38
2	120	REZ-2Q26-M2-LD	58/16	1.00/0.05	10	0.48	50/10	Size 2	I38
2	120	REZ-2Q26-M2-LD-K*	58/16	1.00/0.05	10	0.48	50/10	Size 2	I38
2	277	VEZ-2Q26-M2-BS	58/16	1.00/0.05	10	0.21	50/10	Size 2	I38
2	277	VEZ-2Q26-M2-LD	58/16	1.00/0.05	10	0.21	50/10	Size 2	I38
2	277	VEZ-2Q26-M2-LD-K*	58/16	1.00/0.05	10	0.21	50/10	Size 2	I38
CFTR32W/GX24q - 32W CFL Triple Tube Lamp (PL-T32W, F32TBX/4P, CF32DT/E)									
1	120	REZ-1T42-M2-BS	38/9	1.00/0.05	10	0.32	50/10	Size 2	I38
1	120	REZ-1T42-M2-LD	38/9	1.00/0.05	10	0.32	50/10	Size 2	I38
1	120	REZ-1T42-M2-LD-K*	38/9	1.00/0.05	10	0.32	50/10	Size 2	I38
1	277	VEZ-1T42-M2-BS	38/9	1.00/0.05	10	0.14	50/10	Size 2	I38
1	277	VEZ-1T42-M2-LD	38/9	1.00/0.05	10	0.14	50/10	Size 2	I38
1	277	VEZ-1T42-M2-LD-K*	38/9	1.00/0.05	10	0.14	50/10	Size 2	I38
2	120	REZ-2T42-M3-BS	76/20	1.00/0.05	10	0.64	50/10	Size 3	I38
2	120	REZ-2T42-M3-LD	76/20	1.00/0.05	10	0.64	50/10	Size 3	I38
2	277	VEZ-2T42-M3-BS	76/20	1.00/0.05	10	0.28	50/10	Size 3	I38
2	277	VEZ-2T42-M3-LD	76/20	1.00/0.05	10	0.28	50/10	Size 3	I38
CFTR42W/GX24q - 42W CFL Triple Tube Lamp (PL-T42W, F42TBX/4P, CF42DT/E)									
1	120	REZ-1T42-M2-BS	49/10	1.00/0.05	10	0.41	50/10	Size 2	I38
1	120	REZ-1T42-M2-LD	49/10	1.00/0.05	10	0.41	50/10	Size 2	I38
1	120	REZ-1T42-M2-LD-K*	49/10	1.00/0.05	10	0.41	50/10	Size 2	I38
1	277	VEZ-1T42-M2-BS	49/10	1.00/0.05	10	0.18	50/10	Size 2	I38
1	277	VEZ-1T42-M2-LD	49/10	1.00/0.05	10	0.18	50/10	Size 2	I38
1	277	VEZ-1T42-M2-LD-K*	49/10	1.00/0.05	10	0.18	50/10	Size 2	I38
2	120	REZ-2T42-M3-BS	98/20	1.00/0.05	10	0.82	50/10	Size 3	I38
2	120	REZ-2T42-M3-LD	98/20	1.00/0.05	10	0.82	50/10	Size 3	I38
2	277	VEZ-2T42-M3-BS	98/20	1.00/0.05	10	0.36	50/10	Size 3	I38
2	277	VEZ-2T42-M3-LD	98/20	1.00/0.05	10	0.36	50/10	Size 3	I38

Ballasts utilizing poke-in connectors can accept wire gauges from AWG 16 - 20.

Some lamp manufacturers recommend burning in new lamps 100 hours at full light output prior to dimming. Consult lamp manufacturer.

* Replacement/Retrofit Ballast Kits indicated by Bold Type with suffix -K are available to distributors only.

MARK 10 POWERLINE DIMMABLE BALLASTS FOR COMPACT FLUORESCENT LAMPS

Mark 10 Powerline Ballasts For 57 - 70W T4 Lamps

Programmed Start

No. of Lamps	Input Volts	Catalog Number	Max/Min		Full Light Output		Minimum Starting Temp (°F/°C)	Dim.	Wiring Diagram
			Input Power ANSI (Watts)	Ballast Factor	THD %	Line Current (Amps)			
CFTR57W/GX24q - 57W CFL Triple Tube Lamp (PL-T57W, F57QBX/4P, CF57DT/E)									
1	120	REZ-2T42-M3-BS	66/18	1.00/0.05	10	0.55	50/10	Size 3	I38
1	120	REZ-2T42-M3-LD	66/18	1.00/0.05	10	0.55	50/10	Size 3	I38
1	277	VEZ-2T42-M3-BS	66/18	1.00/0.05	10	0.24	50/10	Size 3	I38
1	277	VEZ-2T42-M3-LD	66/18	1.00/0.05	10	0.24	50/10	Size 3	I38
CFTR70W/GX24q - 70W CFL Triple Tube Lamp (F70QBX/4P, CF70DT/E)									
1	120	REZ-2T42-M3-BS	80/18	1.00/0.05	10	0.67	50/10	Size 3	I38
1	120	REZ-2T42-M3-LD	80/18	1.00/0.05	10	0.67	50/10	Size 3	I38
1	277	VEZ-2T42-M3-BS	80/18	1.00/0.05	10	0.29	50/10	Size 3	I38
1	277	VEZ-2T42-M3-LD	80/18	1.00/0.05	10	0.29	50/10	Size 3	I38

Ballasts utilizing poke-in connectors can accept wire gauges from AWG 16 - 20.

Some lamp manufacturers recommend burning in new lamps 100 hours at full light output prior to dimming. Consult lamp manufacturer.

* Replacement/Retrofit Ballast Kits indicated by Bold Type with suffix -K are available to distributors only.

Mark 10 Powerline Ballasts For 24 - 55W FT5 Lamps

Programmed Start

No. of Lamps	Input Volts	Catalog Number	Max/Min		Full Light Output		Minimum Starting Temp (°F/°C)	Dim.	Wiring Diagram
			Input Power ANSI (Watts)	Ballast Factor	THD %	Line Current (Amps)			
FT24W/2G11 - 24/27WW Long Twin Tube Lamp (PL-L24W, F27BX/RS, FT24DL)									
1	120-277	IEZ-124-D	25/8	1.00/0.03	10	0.21-0.09	50/10	D	I34
2	120-277	IEZ-2S24-D	53/11	1.00/0.03	10	0.44-0.18	50/10	D	I32
FT36W/2G11 - 36/39W Long Twin Tube Lamp (PL-L36W, F39BX/RS, FT36DL)									
1	120	REZ-1TTS40-SC	38/9	1.00/0.05	10	0.32	50/10	B	I34
1	277	VEZ-1TTS40-SC	38/9	1.00/0.05	10	0.14	50/10	B	I34
2	120	REZ-2TTS40-SC	75/16	1.00/0.05	10	0.64	50/10	B	I32
2	277	VEZ-2TTS40-SC	75/16	1.00/0.05	10	0.27	50/10	B	I32
FT40W/2G11/RS - 40W Long Twin Tube Lamp (PL-L40W, F40BX, FT40DL/RS)									
1	120	REZ-1TTS40-SC	43/10	1.00/0.05	10	0.32	50/10	B	I34
1	277	VEZ-1TTS40-SC	42/10	1.00/0.05	10	0.15	50/10	B	I34
2	120	REZ-2TTS40-SC	86/17	1.00/0.05	10	0.68	50/10	B	I32
2	277	VEZ-2TTS40-SC	85/17	1.00/0.05	10	0.30	50/10	B	I32
FT55W/2G11 - 55W Long Twin Tube Lamp (PL-L55W, F55BX, FT55DL)									
1	120	REZ-154	59/13	0.90/0.05	10	0.50	50/10	D	I34
1	277	VEZ-154	59/13	0.90/0.05	10	0.22	50/10	D	I34
2	120	REZ-2S54	114/24	0.90/0.05	10	0.96	50/10	D	I32
2	277	VEZ-2S54	114/24	0.90/0.05	10	0.42	50/10	D	I32

Ballasts utilizing poke-in connectors can accept wire gauges from AWG 16 - 20.

Some lamp manufacturers recommend burning in new lamps 100 hours at full light output prior to dimming. Consult lamp manufacturer.

MARK 10 POWERLINE DIMMABLE BALLASTS FOR COMPACT FLUORESCENT LAMPS

Dimensions

Figure B

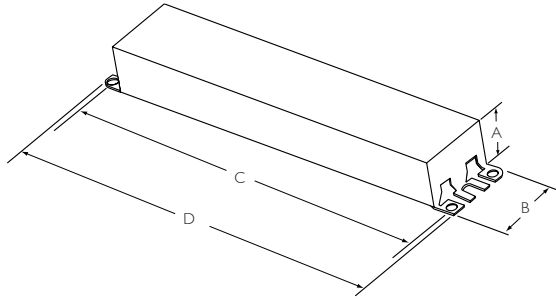


Figure D - Includes connectors with no leads

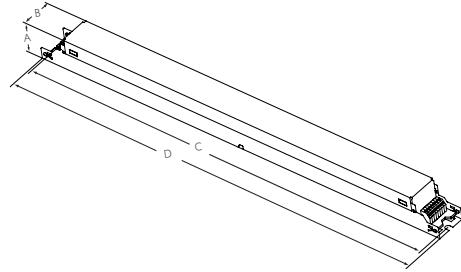


Figure 2 - LD

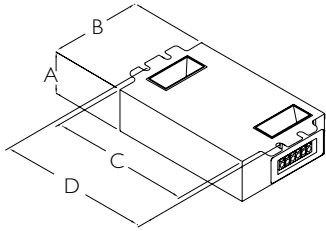


Figure 2 - BS

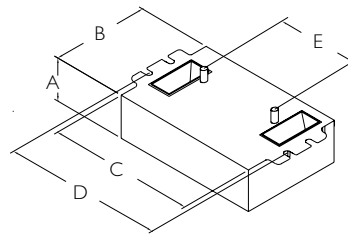


Figure 3 - LD - Dual Connector for Input

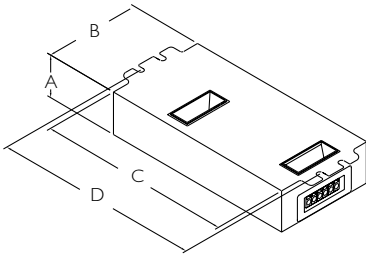


Figure 3 - BS

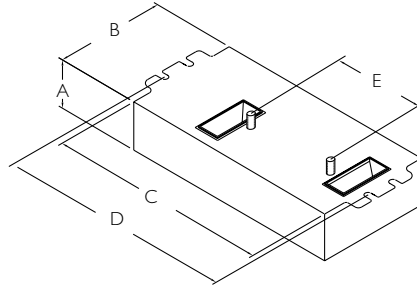


Figure	A	B	C	D	E
B	1.18"	1.70"	8.90"	9.50"	
D	1.00"	1.18"	16.34"	16.70"	
2 - LD	1.29"	3.00"	4.20"	4.55"	
2 - BS	1.29"	3.00"	4.20"	4.55"	2.00"
3 - LD	1.29"	3.00"	5.5"	6.0"	
3 - BS	1.29"	3.00"	5.5"	6.0"	2.00"

MARK 10 POWERLINE DIMMABLE BALLASTS FOR COMPACT FLUORESCENT LAMPS

Wiring Diagrams

Diagram I32

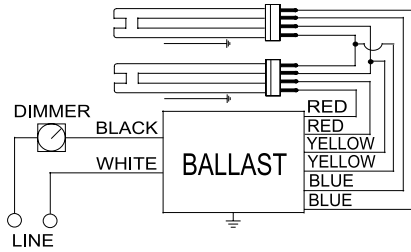


Diagram I34

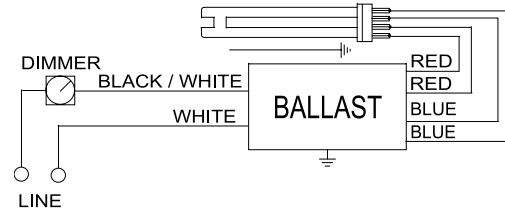
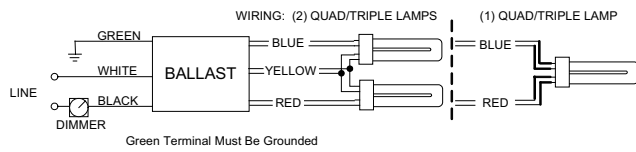


Diagram I38



MARK 10 POWERLINE DIMMABLE BALLASTS FOR COMPACT FLUORESCENT LAMPS

Ballast Specification

Section I - Physical Characteristics

- 1.1 Ballast shall be physically interchangeable with standard electromagnetic or standard electronic ballasts where applicable.
- 1.2 Ballast shall be available in a plastic/metal can or all metal can construction to meet all plenum requirements.
- 1.3 Ballast shall be provided with poke-in wire trap connectors or integral leads color coded per ANSI C82.11.

Section II - Performance Requirements

- 2.1 Ballast shall be Programmed Start.
- 2.2 Ballast shall contain auto restart circuitry in order to restart lamps without resetting power.
- 2.3 Ballast shall operate from 60 Hz input source of 120V or 277V or 120V through 277V as applicable with sustained variations of +/- 10% (voltage and frequency).
- 2.4 Ballast shall be high frequency electronic type and operate lamps at a frequency above 42 kHz to avoid interference with infrared devices and eliminate visible flicker.
- 2.5 Ballast shall have a Power Factor greater than 0.98 at full light output.
- 2.6 Ballast shall have a minimum ballast factor of 1.00 at maximum light output and 0.05 at minimum light output for primary lamp application.
- 2.7 Ballast shall provide for a Lamp Current Crest Factor of 1.7 or less.
- 2.8 Ballast input current shall have Total Harmonic Distortion (THD) of less than 10% at maximum light output when operated at nominal line voltage with primary lamp. Total Harmonic Current (THC) at minimum light output shall not exceed THC at maximum light output.
- 2.9 Ballast shall have a Class A sound rating.
- 2.10 Ballast shall have a minimum starting temperature of 10° C (50° F) for primary lamp.
- 2.11 Ballast shall provide Lamp EOL Protection Circuit for all CFL lamps.
- 2.12 Ballast shall control lamp light output from 100% - 5% relative light output for CFL lamps.
- 2.13 Ballast shall ignite the lamps at any light output setting without first going to another output setting.
- 2.14 Ballast shall tolerate sustained open circuit and short circuit output conditions.

Section III - Regulatory Requirements

- 3.1 Ballast shall not contain any Polychlorinated Biphenyl (PCB).
- 3.2 Ballast shall be Underwriters Laboratories (UL) listed, Class P and Type I Outdoor; and Canadian Standards Association (CSA) certified where applicable.
- 3.3 Ballast shall comply with ANSI C62.41 Category A for Transient protection.
- 3.4 Ballast shall comply with ANSI C82.11 where applicable.
- 3.5 Ballast shall comply with the requirements of the Federal Communications Commission (FCC) rules and regulations, Title 47 CFR part 18, Non-Consumer (Class A) for EMI/RFI (conducted and radiated).
- 3.6 Ballast shall comply with NEMA 410 for in-rush current limits.

Section IV - Other

- 4.1 Ballast shall be manufactured in a factory certified to ISO 9001 Quality System Standards.
- 4.2 Ballast shall carry a five-year limited warranty from date of manufacture against defects in material or workmanship for operation at a maximum case temperature of 70°C.
- 4.3 Manufacturer shall have a twenty-year history of producing electronic ballasts for the North American market.
- 4.4 Ballast shall be controlled by a compatible Mark 10 Powerline two-wire dimmer. When input voltage to dimmer is 120V, control voltage at the ballast (from the dimmer) shall be 120V at full light output and 56V at minimum light output. When input voltage to dimmer is 277V, control voltage at the ballast (from the dimmer) shall be 277V at full light output and 129V at minimum light output.
- 4.5 Ballast shall be Philips Advance part # _____ or approved equal.



© 2013 Koninklijke Philips N.V.
All rights reserved.
Specifications are subject to change without notice.

EL-2022-A 09/13

Philips Lighting Company
A Division of Philips North America
10275 W. Higgins Road
Rosemont, IL 60018
Tel: 800-322-2086
Fax: 888-423-1882
Customer Support/Customer
Care: 800-372-3331

Philips Lighting Company
A Division of Philips Canada
281 Hillmount Road
Markham ON, Canada L6C 2S3
Phone: 800-668-9008