

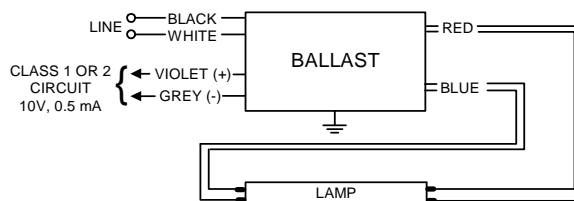
# PHILIPS ADVANCE

## Electrical Specifications

IZT-132-SC@120	
Brand Name	MARK 7 0-10V
Ballast Type	Electronic Dimming
Starting Method	Programmed Start
Lamp Connection	Parallel
Input Voltage	120-277
Input Frequency	50/60 HZ
Status	Active

Lamp Type	Num. of Lamps	Rated Lamp Watts	Min. Start Temp (°F/C)	Input Current (Amps)	Input Power (Watts) (min/max)	Ballast Factor (min/max)	MAX THD %	Power Factor	Lamp Current Crest Factor	B.E.F.
F17T8	1	17	50/10	0.14	06/17	0.03/0.97	10	0.99	1.6	5.71
F25T8	1	25	50/10	0.20	06/25	0.03/0.97	10	0.99	1.6	3.88
* F32T8	1	32	50/10	0.27	07/32	0.03/0.98	10	0.99	1.6	3.06
F32T8/ES (28W)	1	28	60/16	0.23	06/28	0.03/1.00	10	0.99	1.7	3.57

## Wiring Diagram



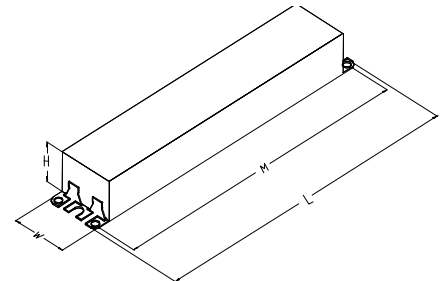
Diag. 55A

The wiring diagram that appears above is for the lamp type denoted by the asterisk (\*)

## Standard Lead Length (inches)

	in.	cm.		in.	cm.
Black		0	Yellow/Blue		0
White	25	63.5	Blue/White		0
Blue	46	116.8	Brown		0
Red	26	66	Orange		0
Yellow		0	Orange/Black		0
Gray	25	63.5	Black/White	25	63.5
Violet	25	63.5	Red/White		0

## Enclosure



## Enclosure Dimensions

OverAll (L)	Width (W)	Height (H)	Mounting (M)
9.50 "	1.7 "	1.18 "	8.90 "
9 1/2	1 7/10	1 9/50	8 9/10
24.1 cm	4.3 cm	3 cm	22.6 cm



Revised 07/21/14

Data is based upon tests performed by Philips Lighting N.A in a controlled environment and representative of relative performance. Actual performance can vary depending on operating conditions. Specifications are subject to change without notice. All specifications are nominal unless otherwise noted.

## Philips Lighting Electronic N.A

10275 West Higgins Road Rosemont, IL 60018 Tel.: 800-322-2086 Fax: 888-432-1882  
Customer Support/Technical Service: 800-372-3331 · OEM Support: 866-915-5886

# PHILIPS ADVANCE

## IZT-132-SC@120

Brand Name	<b>MARK 7 0-10V</b>
Ballast Type	<b>Electronic Dimming</b>
Starting Method	<b>Programmed Start</b>
Lamp Connection	<b>Parallel</b>
Input Voltage	<b>120-277</b>
Input Frequency	<b>50/60 HZ</b>
Status	<b>Active</b>

### Electrical Specifications

#### Notes:

##### Section I - Physical Characteristics

- 1.1 Ballast shall be physically interchangeable with standard electromagnetic or standard electronic ballasts, where applicable.
- 1.2 Ballast shall be available in a plastic/metal can or all metal can construction to meet all plenum requirements.
- 1.3 Ballast shall be provided with poke-in wire trap connectors or integral leads color coded per ANSI C82.11.

##### Section II - Performance Requirements

- 2.1 Ballast shall be Programmed Start.
- 2.2 Ballasts designated with PSP shall provide Independent Lamp Operation (ILO) allowing remaining lamp(s) to maintain full light output when one or more lamps fail.
- 2.3 Ballast shall be provided with integral protection circuitry to withstand connection of low voltage control leads to mains power supply. In this event, ballast shall default to maximum light output.
- 2.4 Ballast shall contain auto restart circuitry in order to restart lamps without resetting power.
- 2.5 Ballast shall operate from 50/60 Hz input source of 120V or 277V or 347V with sustained variations of +/- 10% (voltage and frequency). IntelliVolt models shall operate from 50/60 Hz input source of 120V through 277V with sustained variations of +/- 10% (voltage and frequency).
- 2.6 Ballast shall be high frequency electronic type and operate lamps at a frequency above 42 kHz to avoid interference with infrared devices and eliminate visible flicker.
- 2.7 Ballast shall have a Power Factor greater than 0.98 at full light output and greater than 0.90 throughout the dimming range for primary lamp.
- 2.8 Ballast shall have a minimum ballast factor of 1.00 (120V through 277V 1-3 lamp models) or 0.88 (120V through 277V 4 lamp models and 347V 2-3 lamp models) or 1.18 (277V 4 lamp HL models) at maximum light output and 0.03 at minimum light output for primary lamp.
- 2.9 Ballast shall provide for a Lamp Current Crest Factor of 1.7 or less.
- 2.10 Ballast input current shall have Total Harmonic Distortion (THD) of less than 10% when operated at nominal line voltage and 100% power.
- 2.11 Ballast shall have a Class A sound rating.
- 2.12 Ballast shall have a minimum starting temperature of 10C (50F) for primary lamp.
- 2.13 Ballast shall provide Lamp EOL Protection Circuit for all T5, T5/HO and CFL lamps.
- 2.14 Ballast shall control lamp light output from 100% - 3% relative light output for T8, T5 and CFL lamps and 100% - 1% relative light output for T5HO lamps.
- 2.15 Ballast shall ignite the lamps at any light output setting.
- 2.16 Ballast shall tolerate sustained open circuit and short circuit output conditions.

##### Section III - Regulatory Requirements

- 3.1 Ballast shall not contain any Polychlorinated Biphenyl (PCB).
- 3.2 Ballast shall be Underwriters Laboratories (UL) listed, Class P and Type 1 Outdoor; and Canadian Standards Association (CSA) certified where applicable.
- 3.3 Ballast shall comply with ANSI C62.41 Category A for Transient protection.
- 3.4 Ballast shall comply with ANSI C82.11 where applicable.
- 3.5 Ballast shall comply with the requirements of the Federal Communications Commission (FCC) rules and regulations, Title 47 CFR part 18, Non-Consumer (Class A) for EMI/RFI (conducted and radiated).
- 3.6 Ballast shall comply with NEMA 410 for in-rush current limits.

##### Section IV - Other

- 4.1 Ballast shall be manufactured in a factory certified to ISO 9001 Quality System Standards.
- 4.2 Ballast shall carry a five-year warranty from date of manufacture against defects in material or workmanship for operation at a maximum case temperature of 70C.
- 4.3 Manufacturer shall have a twenty-year history of producing electronic ballasts for the North American market.
- 4.4 Ballast shall be controlled by a Class 1 or Class 2 low voltage 0-10VDC controller.

4.5 Ballast shall be Philips Advance part # \_\_\_\_\_ or approved equal.



Revised 07/21/14

Data is based upon tests performed by Philips Lighting Electronic N.A. in a controlled environment and representative of relative performance. Actual performance can vary depending on operating conditions. Specifications are subject to change without notice. All specifications are nominal unless otherwise noted.

**Philips Lighting Electronic N.A.**

10275 West Higgins Road Rosemont, IL 60018 Tel.: 800-322-2086 Fax: 888-432-1882  
Customer Support/Technical Service: 800-372-3331 • OEM Support: 866-915-5886



# PHILIPS ADVANCE

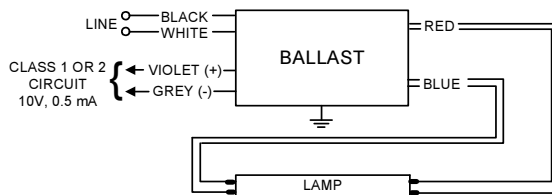
## Electrical Specifications

### IZT-132-SC@277

Brand Name	MARK 7 0-10V
Ballast Type	Electronic Dimming
Starting Method	Programmed Start
Lamp Connection	Parallel
Input Voltage	120-277
Input Frequency	50/60 HZ
Status	Active

Lamp Type	Num. of Lamps	Rated Lamp Watts	Min. Start Temp (°F/°C)	Input Current (Amps)	Input Power (Watts) (min/max)	Ballast Factor (min/max)	MAX THD %	Power Factor	Lamp Current Crest Factor	B.E.F.
F17T8	1	17	50/10	0.06	06/17	0.03/0.97	10	0.98	1.6	5.71
F25T8	1	25	50/10	0.09	06/24	0.03/0.97	00	0.99	1.6	4.04
* F32T8	1	32	50/10	0.11	07/31	0.03/0.98	10	0.99	1.6	3.16
F32T8/ES (28W)	1	28	60/16	0.10	06/28	0.03/1.00	10	0.99	1.7	3.57

## Wiring Diagram



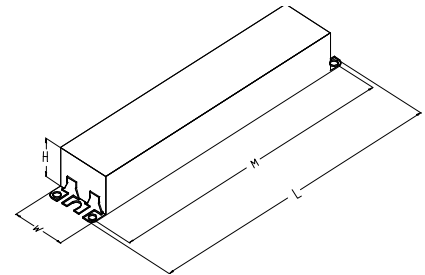
Diag. 55A

The wiring diagram that appears above is for the lamp type denoted by the asterisk (\*)

## Standard Lead Length (inches)

	in.	cm.		in.	cm.
Black		0	Yellow/Blue		0
White	25	63.5	Blue/White		0
Blue	46	116.8	Brown		0
Red	26	66	Orange		0
Yellow		0	Orange/Black		0
Gray	25	63.5	Black/White	25	63.5
Violet	25	63.5	Red/White		0

## Enclosure



## Enclosure Dimensions

OverAll (L)	Width (W)	Height (H)	Mounting (M)
9.50 "	1.7 "	1.18 "	8.90 "
9 1/2	1 7/10	1 9/50	8 9/10
24.1 cm	4.3 cm	3 cm	22.6 cm



Revised 07/21/14

Data is based upon tests performed by Philips Lighting N.A in a controlled environment and representative of relative performance. Actual performance can vary depending on operating conditions. Specifications are subject to change without notice. All specifications are nominal unless otherwise noted.

## Philips Lighting Electronic N.A

10275 West Higgins Road Rosemont, IL 60018 Tel.: 800-322-2086 Fax: 888-432-1882  
Customer Support/Technical Service: 800-372-3331 · OEM Support: 866-915-5886

# PHILIPS ADVANCE

## IZT-132-SC@277

Brand Name	MARK 7 0-10V
Ballast Type	Electronic Dimming
Starting Method	Programmed Start
Lamp Connection	Parallel
Input Voltage	120-277
Input Frequency	50/60 HZ
Status	Active

### Electrical Specifications

#### Notes:

##### Section I - Physical Characteristics

- 1.1 Ballast shall be physically interchangeable with standard electromagnetic or standard electronic ballasts, where applicable.
- 1.2 Ballast shall be available in a plastic/metal can or all metal can construction to meet all plenum requirements.
- 1.3 Ballast shall be provided with poke-in wire trap connectors or integral leads color coded per ANSI C82.11.

##### Section II - Performance Requirements

- 2.1 Ballast shall be Programmed Start.
- 2.2 Ballasts designated with PSP shall provide Independent Lamp Operation (ILO) allowing remaining lamp(s) to maintain full light output when one or more lamps fail.
- 2.3 Ballast shall be provided with integral protection circuitry to withstand connection of low voltage control leads to mains power supply. In this event, ballast shall default to maximum light output.
- 2.4 Ballast shall contain auto restart circuitry in order to restart lamps without resetting power.
- 2.5 Ballast shall operate from 50/60 Hz input source of 120V or 277V or 347V with sustained variations of +/- 10% (voltage and frequency). IntelliVolt models shall operate from 50/60 Hz input source of 120V through 277V with sustained variations of +/- 10% (voltage and frequency).
- 2.6 Ballast shall be high frequency electronic type and operate lamps at a frequency above 42 kHz to avoid interference with infrared devices and eliminate visible flicker.
- 2.7 Ballast shall have a Power Factor greater than 0.98 at full light output and greater than 0.90 throughout the dimming range for primary lamp.
- 2.8 Ballast shall have a minimum ballast factor of 1.00 (120V through 277V 1-3 lamp models) or 0.88 (120V through 277V 4 lamp models and 347V 2-3 lamp models) or 1.18 (277V 4 lamp HL models) at maximum light output and 0.03 at minimum light output for primary lamp.
- 2.9 Ballast shall provide for a Lamp Current Crest Factor of 1.7 or less.
- 2.10 Ballast input current shall have Total Harmonic Distortion (THD) of less than 10% when operated at nominal line voltage and 100% power.
- 2.11 Ballast shall have a Class A sound rating.
- 2.12 Ballast shall have a minimum starting temperature of 10C (50F) for primary lamp.
- 2.13 Ballast shall provide Lamp EOL Protection Circuit for all T5, T5/HO and CFL lamps.
- 2.14 Ballast shall control lamp light output from 100% - 3% relative light output for T8, T5 and CFL lamps and 100% - 1% relative light output for T5HO lamps.
- 2.15 Ballast shall ignite the lamps at any light output setting.
- 2.16 Ballast shall tolerate sustained open circuit and short circuit output conditions.

##### Section III - Regulatory Requirements

- 3.1 Ballast shall not contain any Polychlorinated Biphenyl (PCB).
- 3.2 Ballast shall be Underwriters Laboratories (UL) listed, Class P and Type 1 Outdoor; and Canadian Standards Association (CSA) certified where applicable.
- 3.3 Ballast shall comply with ANSI C62.41 Category A for Transient protection.
- 3.4 Ballast shall comply with ANSI C82.11 where applicable.
- 3.5 Ballast shall comply with the requirements of the Federal Communications Commission (FCC) rules and regulations, Title 47 CFR part 18, Non-Consumer (Class A) for EMI/RFI (conducted and radiated).
- 3.6 Ballast shall comply with NEMA 410 for in-rush current limits.

##### Section IV - Other

- 4.1 Ballast shall be manufactured in a factory certified to ISO 9001 Quality System Standards.
- 4.2 Ballast shall carry a five-year warranty from date of manufacture against defects in material or workmanship for operation at a maximum case temperature of 70C.
- 4.3 Manufacturer shall have a twenty-year history of producing electronic ballasts for the North American market.
- 4.4 Ballast shall be controlled by a Class 1 or Class 2 low voltage 0-10VDC controller.

4.5 Ballast shall be Philips Advance part # \_\_\_\_\_ or approved equal.



Revised 07/21/14

Data is based upon tests performed by Philips Lighting Electronic N.A. in a controlled environment and representative of relative performance. Actual performance can vary depending on operating conditions. Specifications are subject to change without notice. All specifications are nominal unless otherwise noted.

**Philips Lighting Electronic N.A.**

10275 West Higgins Road Rosemont, IL 60018 Tel.: 800-322-2086 Fax: 888-432-1882  
Customer Support/Technical Service: 800-372-3331 · OEM Support: 866-915-5886