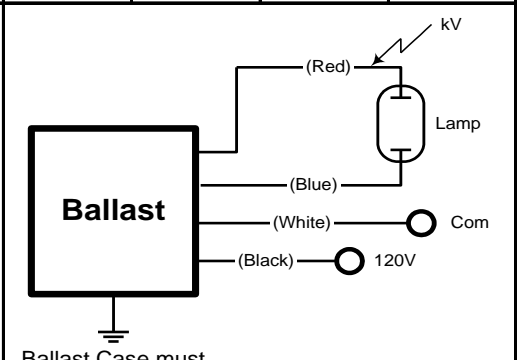
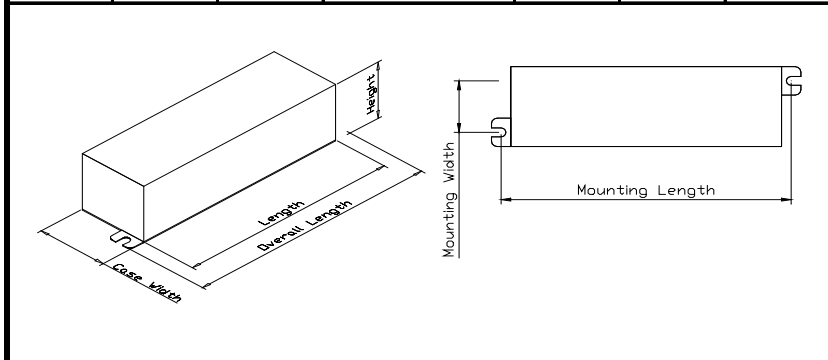


	e-Vision® Electronic Ballast for Metal Halide Lamps	Catalog Number: RMH-20-K For 22W Metal Halide Lamps ANSI C175/M175 120V 50/60Hz Electronic Status: RELEASED
---	--	---


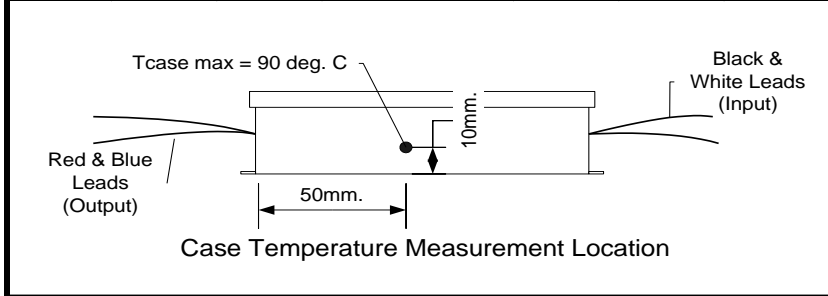
DIMENSIONS AND DATA										
Lamp		Input Volts	Catalog Number*	Line Current (Amps)	Input Power (Watts)	Min Power Factor	Wiring Diag	Fig.	Weight (lb)	Max. Distance to Lamp (ft)
Number	Watts									

22W Watt Lamp, ANSI Code C175/M175 Minimum Starting Temp -20°C/-4°F										
1	22	120	RMH-20-K-XXX	0.23	26	0.9	4	K	0.4	6



Case Figure	Overall Length	Case Length	Case Width	Height	Mounting Length	Mounting Width
K	119mm [4.74"]	104mm [4.1"]	33mm [1.1"]	30mm [1.2"]	114mm [4.5"]	13.5mm [0.5"]

Wiring Diagram 4



- INSTALLATION & APPLICATION NOTES:**
1. Maximum allowable case temperature is 90°C. See figure above for measurement location
 2. Ignition pulse is 2 kV max
 3. All leads are 6 inches long +/- 0.5 inch
 4. Ballast output will shutdown after 20 minutes if lamp fails to ignite
 5. Power must be cycled off – then on, after replacing lamp
 6. Connect the red lead to the center terminal of lamp when using screw base lamps

*Ordering Information	
Order Suffix	Description
-LF	Ballast with side exit leads and mounting feet, Leads exit either end
-LFS	Ballast with side exit leads and mounting feet, Leads exit same end
-BLS	Ballast with bottom exit leads with mounting studs

Data is based on tests performed by Philips Advance in a controlled environment and is representative of relative performance. Actual performance can vary depending on operating conditions. Specifications are subject to change without notice. All specifications are nominal unless otherwise noted.