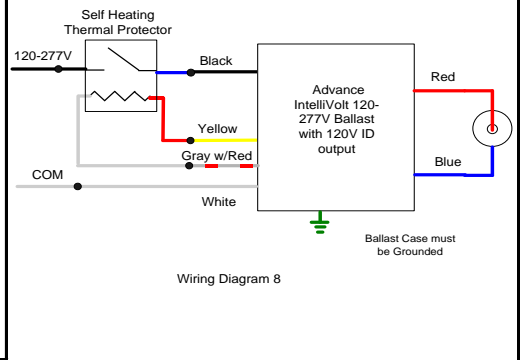
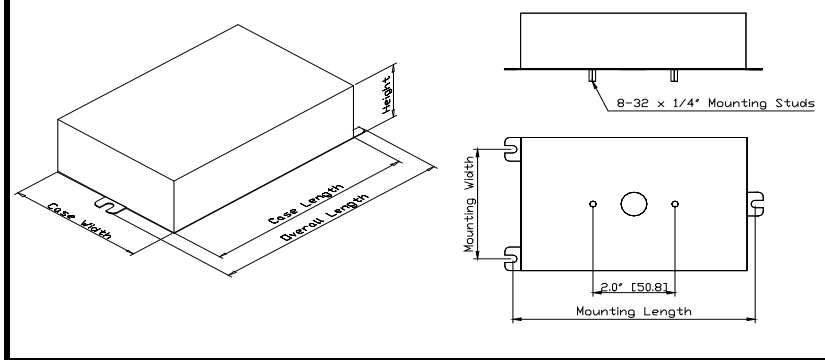


	<b>e-Vision® Electronic Ballast for Metal Halide Lamps</b>	Catalog Number: IMH-100-A-BLS-ID For 100W Metal Halide Lamps ANSI C90/M90, M140, or C191 120-277 50/60Hz Electronic Status: RELEASED
---	--	--

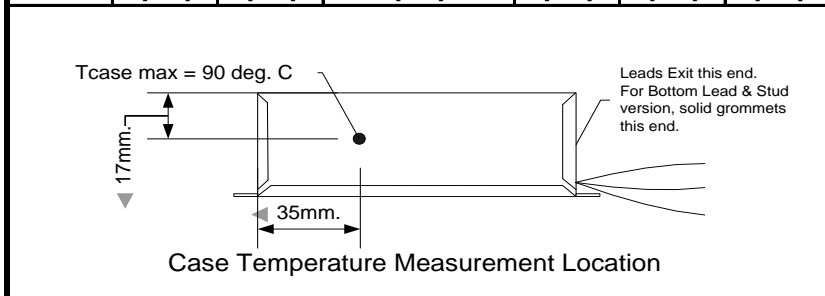
**DIMENSIONS AND DATA**

Lamp		Input Volts	Catalog Number*	Line Current (Amps)	Input Power (Watts)	Min Power Factor	Wiring Diag	Fig.	Weight (lb)	Max. Distance to Lamp (ft)
Number	Watts									
100W Watt Lamp, ANSI Code C90/M90, M140, or C191 Minimum Starting Temp -20°C/-4°F										
1	100	120	IMH-100-A-XXX-ID	0.96	115	0.9	8	A/B	1.4	6
		277		0.42	113					



Case Figure	Overall Length	Case Length	Case Width	Height	Mountin Length	Mounting Width
A/B	140mm [5.5"]	120mm [4.7"]	92mm [3.6"]	38mm [1.5"]	132mm [5.2"]	73mm [2.9"]

Ballast will not operate if Insulation Detector is Absent, Shorted or Failed Open



- INSTALLATION & APPLICATION NOTES:**
1. Maximum allowable case temperature is 90°C. See figure above for measurement location
  2. Ignition pulse is 4 kV max
  3. All leads are 12 inches long
  4. Ballast output will shutdown after 20 minutes if lamp fails to ignite
  5. Power must be cycled off – then on, after replacing lamp
  6. Use with any Self Heating Thermal Protector (Insulation Detector) having equivalent resistive value 5k to 25k ohm (4 wire versions only)
  7. Open Circuit voltage across ID output approx 270VDC

*Ordering Information	
Order Suffix	Description
-BLS	Ballast with bottom exit leads and mounting studs

Data is based on tests performed by Philips Advance in a controlled environment and is representative of relative performance. Actual performance can vary depending on operating conditions. Specifications are subject to change without notice. All specifications are nominal unless otherwise noted.