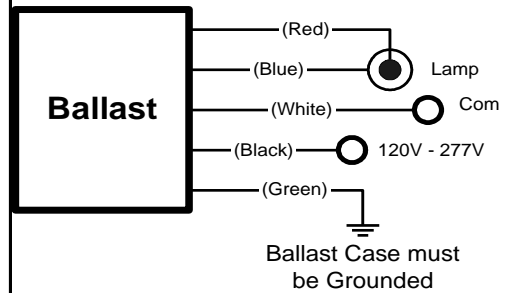
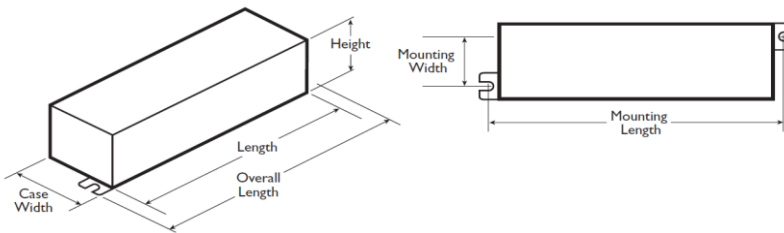


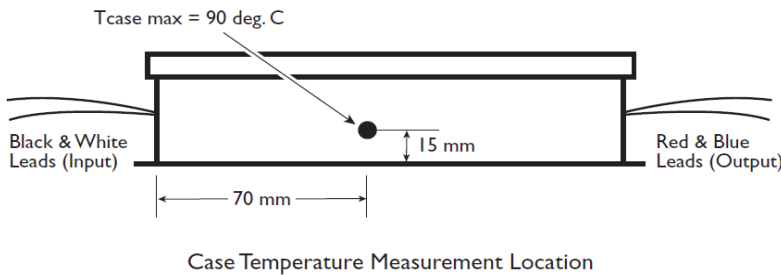
	<b>e-Vision® Electronic Ballast for Metal Halide Lamps</b>	Catalog Number: IMH-G20-K For 20W Metal Halide Lamps ANSI C156/M156 120-277 50/60Hz Electronic Status: Released
	<b>DIMENSIONS AND DATA</b>	

Lamp		Input Volts	Catalog Number*	Line Current (Amps)	Input Power (Watts)	Min Power Factor	Wiring Diag	Fig.	Weight (lb)	Max. Distance to Lamp (ft)
Number	Watts									
20W Watt Lamp, ANSI Code C156/M156 Minimum Starting Temp -20°C/-4°F										
1	20	120	IMH-G20-K-XXX	0.2	24	0.95	3	K	0.4	4
		277		0.1	24					



Wiring Diagram 3

Case Figure	Overall Length	Case Length	Case Width	Height	Mounting Length	Mounting Width
K	119mm [4.74"]	104mm [4.1"]	33mm [1.1"]	30mm [1.2"]	114mm [4.5"]	13.5mm [0.5"]



**INSTALLATION & APPLICATION NOTES:**

- Maximum allowable case temperature is 90°C. See figure above for measurement location
- Ignition pulse is 4 kV max
- Black, white, green leads are 6 inches long; lamp leads are 13 inches long.
- Ballast output will shutdown after 20 minutes if lamp fails to ignite
- Power must be cycled off – then on, after replacing lamp
- Connect the red lead to the center terminal of lamp when using screw base lamps

**\*Ordering Information**

Order Suffix	Description
-LF	Ballast with side exit leads and mounting feet, Leads exit either end
-LFS	Ballast with side exit leads and mounting feet, Leads exit same end
-BLS	Ballast with bottom exit leads and mounting studs

Data is based on tests performed by Philips Advance in a controlled environment and is representative of relative performance. Actual performance can vary depending on operating conditions. Specifications are subject to change without notice. All specifications are nominal unless otherwise noted.

**Philips Lighting Electronics N.A.**

10275 West Higgins Road • Rosemont, IL 60018 • [www.philips.com/advance](http://www.philips.com/advance)  
 Tel: 800-322-2086 • Fax: 800-423-1882 • Customer Support: 800-372-3331 • OEM Support: 866-915-5886