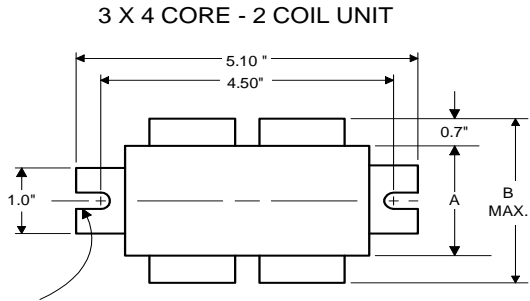




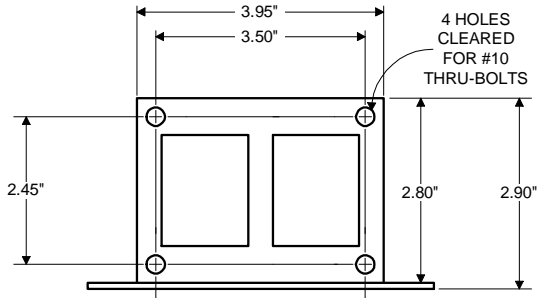
High Pressure
Sodium
Lamp Ballast

Catalog Number 71A7988
For 70W S62
60 Hz CWA
Status: Active

DIMENSIONS AND DATA



0.25" WIDE
2 SLOTS



INPUT VOLTS	120	277			
CIRCUIT TYPE	CWA				
POWER FACTOR (min)	90%				
REGULATION	±10%				
Line Volts	WITHIN TRAPEZOID				
Lamp Watts					
LINE CURRENT (Amps)					
Operating.....	0.85	0.36			
Open Circuit.....	0.18	0.08			
Starting.....	0.85	0.36			
UL TEMPERATURE RATINGS	H(180°C)				
Insulation Class	1029				
Coil Temperature Code	A	D			
MIN. AMBIENT STARTING TEMP.	-40F or -40C				
NOM. OPEN CIRCUIT VOLTAGE	105				
INPUT VOLTAGE AT LAMP DROPOUT.....	80	184			
INPUT WATTS	95				
RECOMMENDED FUSE (Amps).....	3	1			
CORE and COIL					
Dimension (A)	1.50				
Dimension (B)	2.80				
Weight (lbs.)	5.5				
Lead Lengths	12"				
CAPACITOR REQUIREMENT					
Microfarads	28.0				
Volts (min.)	170				
Fault Current Withstand (amps)					
60 Hz TEST PROCEDURES (Refer to Advance Test Procedure for HID Ballasts - Form 1270)					
High Potential Test (Volts)					
1 minute	2000				
2 seconds	2500				
Open Circuit Voltage Test (Volts)	95-115				
Short-Circuit Current Test (Amps)					
Secondary Current	2.00-2.60				
Input Current.....	0.70-1.10	0.30-0.50	-	-	-

Capacitor: 7C280P30-R



Capacitance: 28
Dia/Oval Dim: 1.75
Height: 3.75
Temp Rating: 105°C



Wiring Diagram:

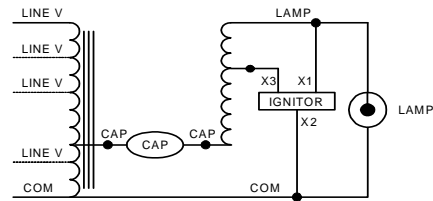


Fig. M

Ordering Information

Order Suffix

Description

Ignitor: LI551-J4



Red (X1)
White (X2)
Blue (X3)

Ballast to Lamp Distance
(BTL) = 5 feet
Temp Rating: 105°C

Data is based upon tests performed by Advance Transformer in a controlled environment and representative of relative performance. Actual performance can vary depending on operating conditions. Specifications are subject to change without notice.

ADVANCE TRANSFORMER CO.

O'HARE INTERNATIONAL CENTER · 10275 WEST HIGGINS ROAD · ROSEMONT, IL 60018
Customer Support/Technical Service: Phone: 800-372-3331 · Fax: 847-768-7768
Corporate Offices: Phone: 800-322-2086

07/09/97