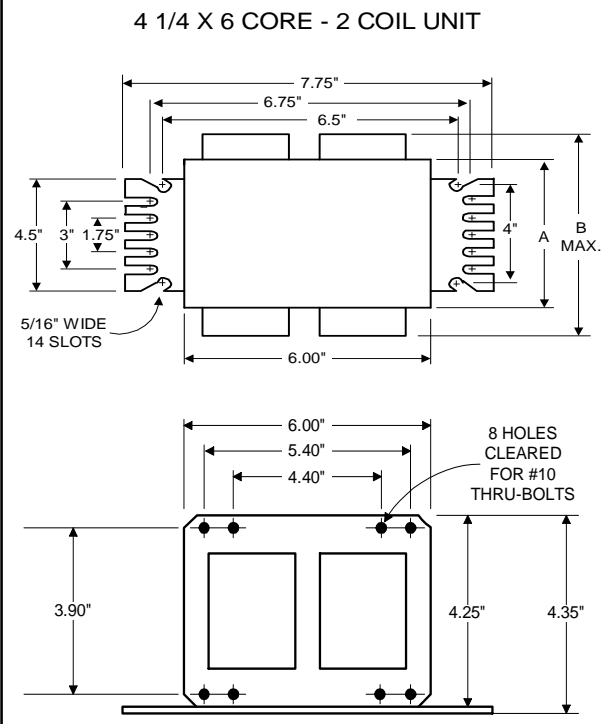




High Pressure
Sodium
Lamp Ballast


Catalog Number 71A86E5
For 750W S111
60 Hz CWA
Status: Active

DIMENSIONS AND DATA



INPUT VOLTS	120	208	240		
CIRCUIT TYPE	CWA				
POWER FACTOR (min)	90%				
REGULATION					
Line Volts	±10%				
Lamp Watts	±10%				
LINE CURRENT (Amps)					
Operating.....	6.75	4.00	3.50		
Open Circuit.....	3.00	1.75	1.60		
Starting.....	6.30	3.70	3.20		
UL TEMPERATURE RATINGS					
Insulation Class	H(180°C)				
Coil Temperature Code	1029				
MIN. AMBIENT STARTING TEMP.	-40°F or -40°C				
NOM. OPEN CIRCUIT VOLTAGE	220				
INPUT VOLTAGE AT LAMP DROPOUT.....	90	156	180		
INPUT WATTS	840				
RECOMMENDED FUSE (Amps).....	20	10	10		
CORE and COIL					
Dimension (A)	3.15				
Dimension (B)	5.10				
Weight (lbs.)	22.5				
Lead Lengths	18"				
CAPACITOR REQUIREMENT					
Microfarads	75.0				
Volts (min.)	280				
Fault Current Withstand (amps)					
60 Hz TEST PROCEDURES (Refer to Advance Test Procedure for HID Ballasts - Form 1270)					
High Potential Test (Volts)					
1 minute	2000				
2 seconds	2500				
Open Circuit Voltage Test (Volts)	200-245				
Short-Circuit Current Test (Amps)					
Secondary Current	9.20-11.25				
Input Current.....	4.40-6.50	2.50-3.85	2.20-3.40	-	-

Capacitor: 7C750S28R



Capacitance: 75
Dia/Oval Dim: 2.0
Height: 5.125
Temp Rating: 105°C



Wiring Diagram:

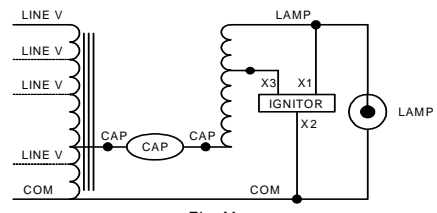


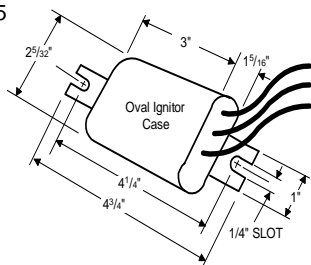
Fig. M

Ordering Information

Order Suffix	Description

Ignitor:

LI561-H5



Ballast to Lamp Distance (BTL) = 5 feet
Temp Rating: 105°C

Data is based upon tests performed by Advance Transformer in a controlled environment and representative of relative performance. Actual performance can vary depending on operating conditions. Specifications are subject to change without notice.

ADVANCE TRANSFORMER CO.

O'HARE INTERNATIONAL CENTER · 10275 WEST HIGGINS ROAD · ROSEMONT, IL 60018
Customer Support/Technical Service: Phone: 800-372-3331 · Fax: 847-768-7768
Corporate Offices: Phone: 800-322-2086

07/08/03