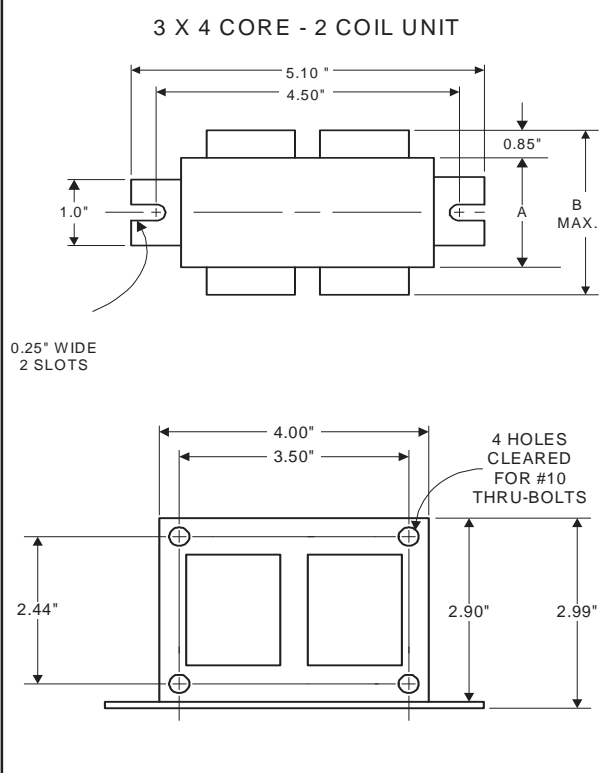




Metal
Halide
Lamp Ballast

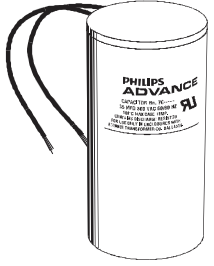
Catalog Number 71A5390
For 100W M90/M140
60 Hz HX-HPF
Status: Active

DIMENSIONS AND DATA

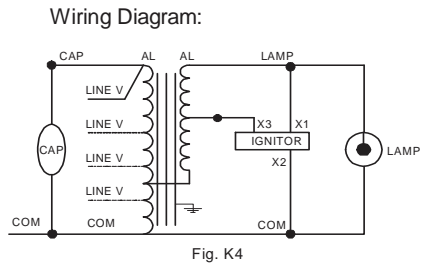


	120	208	240	277
INPUT VOLTS				
CIRCUIT TYPE	HX-HPF			
POWER FACTOR (min)	90%			
REGULATION				
Line Volts	±5%			
Lamp Watts	±12%			
LINE CURRENT (Amps)				
Operating.....	1.15	0.66	0.58	0.50
Open Circuit.....	2.50	1.50	1.30	1.12
Starting.....	1.24	0.54	0.45	0.40
UL TEMPERATURE RATINGS				
Insulation Class	H(180°C)			
Coil Temperature Code	1029			
MIN. AMBIENT STARTING TEMP.	-20°F or -30°C			
NOM. OPEN CIRCUIT VOLTAGE	260			
INPUT VOLTAGE AT LAMP DROPOUT.....	90	156	180	208
INPUT WATTS	129			
RECOMMENDED FUSE (Amps).....	10	5	5	4
CORE and COIL				
Dimension (A)	1.50			
Dimension (B)	3.07			
Weight (lbs.)	4.4			
Lead Lengths	12"			
CAPACITOR REQUIREMENT				
Microfarads	12.0			
Volts (min.)	280			
Fault Current Withstand (amps)				
60 Hz TEST PROCEDURES (Refer to Advance Test Procedure for HID Ballasts - Form 1270)				
High Potential Test (Volts)				
1 minute	2000			
2 seconds	2500			
Open Circuit Voltage Test (Volts)	240-300			
Short-Circuit Current Test (Amps)				
Secondary Current	1.35-1.70			
Input Current.....	0.63-0.95	0.43-0.65	0.37-0.55	0.29-0.44

Capacitor: 7C120M30RA



Capacitance: 12
Dia/Oval Dim: 1.65
Height: 2.75
Temp Rating: 105°C



Ordering Information

Ignitor: LI533-H4

Red (X1)
White (X2)
Blue (X3)

Ballast to Lamp Distance (BTL) = 20 feet
Temp Rating: 105°C

Order Suffix	Description

Data is based upon tests performed by Advance Transformer in a controlled environment and representative of relative performance. Actual performance can vary depending on operating conditions. Specifications are subject to change without notice.