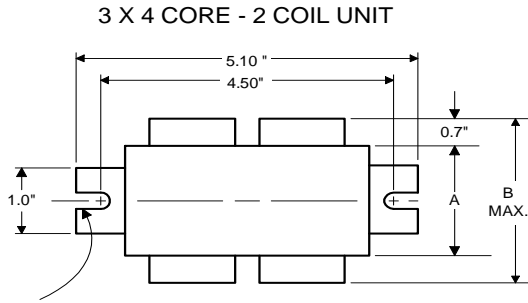




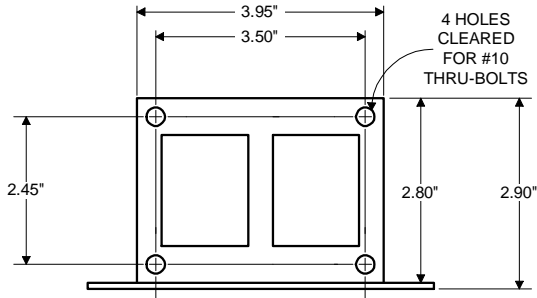
Metal
Halide
Lamp Ballast

Catalog Number 71A53A0
For 100W M90/M140
60 Hz HX-HPF
Status: Active

DIMENSIONS AND DATA




0.25" WIDE
2 SLOTS



INPUT VOLTS	120	277	347		
CIRCUIT TYPE	HX-HPF				
POWER FACTOR (min)	90%				
REGULATION					
Line Volts	±5%				
Lamp Watts	±12%				
LINE CURRENT (Amps)					
Operating.....	1.15	0.50	0.40		
Open Circuit.....	2.60	1.15	1.00		
Starting.....	1.15	0.50	0.40		
UL TEMPERATURE RATINGS					
Insulation Class	H(180°C)				
Coil Temperature Code	1029				
MIN. AMBIENT STARTING TEMP.	-20°F or -30°C				
NOM. OPEN CIRCUIT VOLTAGE	280				
INPUT VOLTAGE AT LAMP DROPOUT.....	90	208	260		
INPUT WATTS	129				
RECOMMENDED FUSE (Amps).....	6	3	2		
CORE and COIL					
Dimension (A)	1.70				
Dimension (B)	2.90				
Weight (lbs.)	5.5				
Lead Lengths	12"				
CAPACITOR REQUIREMENT					
Microfarads	12.0				
Volts (min.)	280				
Fault Current Withstand (amps)					
60 Hz TEST PROCEDURES (Refer to Advance Test Procedure for HID Ballasts - Form 1270)					
High Potential Test (Volts)					
1 minute	2000				
2 seconds	2500				
Open Circuit Voltage Test (Volts)	250-315				
Short-Circuit Current Test (Amps)					
Secondary Current	1.30-1.60				
Input Current.....	0.70-1.20	0.30-0.50	0.25-0.45	-	-

Capacitor: 7C120M30RA



Capacitance: 12
Dia/Oval Dim: 1.65
Height: 2.75
Temp Rating: 105°C



Wiring Diagram:

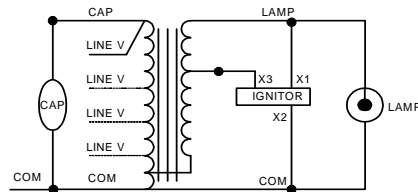


Fig. K

Ordering Information

Order Suffix	Description

Ignitor: LI533-H4



Ballast to Lamp Distance (BTL) = 25 feet
Temp Rating: 105°C

Data is based upon tests performed by Advance Transformer in a controlled environment and representative of relative performance. Actual performance can vary depending on operating conditions. Specifications are subject to change without notice.