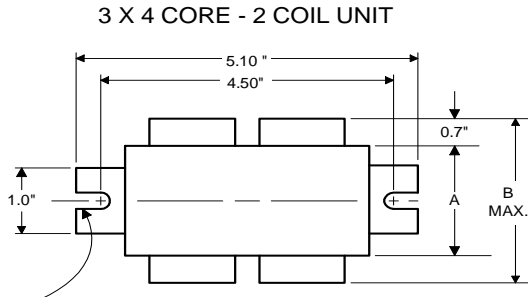




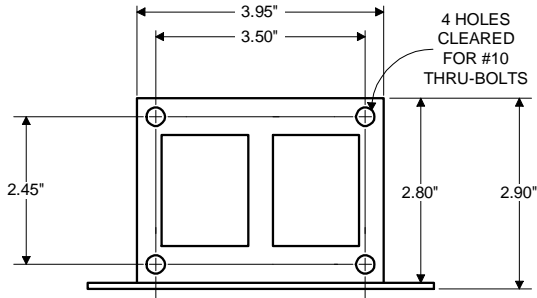
Metal  
Halide  
Lamp Ballast

Catalog Number 71A54A2  
For 150W M102/M142  
60 Hz HX-HPF  
Status: Active

**DIMENSIONS AND DATA**




0.25" WIDE  
2 SLOTS

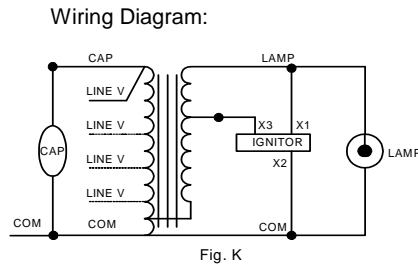


INPUT VOLTS	120	277	347		
CIRCUIT TYPE	HX-HPF				
POWER FACTOR (min)	90%				
REGULATION					
Line Volts	±5%				
Lamp Watts	±12%				
LINE CURRENT (Amps)					
Operating.....	1.60	0.70	0.55		
Open Circuit.....	3.65	1.58	1.25		
Starting.....	0.95	0.42	0.65		
UL TEMPERATURE RATINGS					
Insulation Class	H(180°C)				
Coil Temperature Code	1029				
MIN. AMBIENT STARTING TEMP.	-20°F or -30°C				
NOM. OPEN CIRCUIT VOLTAGE	265				
INPUT VOLTAGE AT LAMP DROPOUT.....	90	208	260		
INPUT WATTS	185				
RECOMMENDED FUSE (Amps).....	10	4	3		
CORE and COIL					
Dimension (A)	2.25				
Dimension (B)	3.87				
Weight (lbs.)	7				
Lead Lengths	12"				
CAPACITOR REQUIREMENT					
Microfarads	16.0				
Volts (min.)	280				
Fault Current Withstand (amps)					
60 Hz TEST PROCEDURES (Refer to Advance Test Procedure for HID Ballasts - Form 1270)					
High Potential Test (Volts)					
1 minute	2000				
2 seconds	2500				
Open Circuit Voltage Test (Volts)	235-290				
Short-Circuit Current Test (Amps)					
Secondary Current	2.05-2.55				
Input Current.....	1.20-1.90	0.50-0.80	0.45-0.75	-	-

Capacitor: 7C160M30RA



Capacitance: 16  
Dia/Oval Dim: 1.65  
Height: 2.75  
Temp Rating: 105°C



**Ordering Information**

Order Suffix	Description

Ignitor: LI533-H4



Red (X1)  
White (X2)  
Blue (X3)

Ballast to Lamp Distance (BTL) = 10 feet  
Temp Rating: 105°C

Data is based upon tests performed by Advance Transformer in a controlled environment and representative of relative performance. Actual performance can vary depending on operating conditions. Specifications are subject to change without notice.