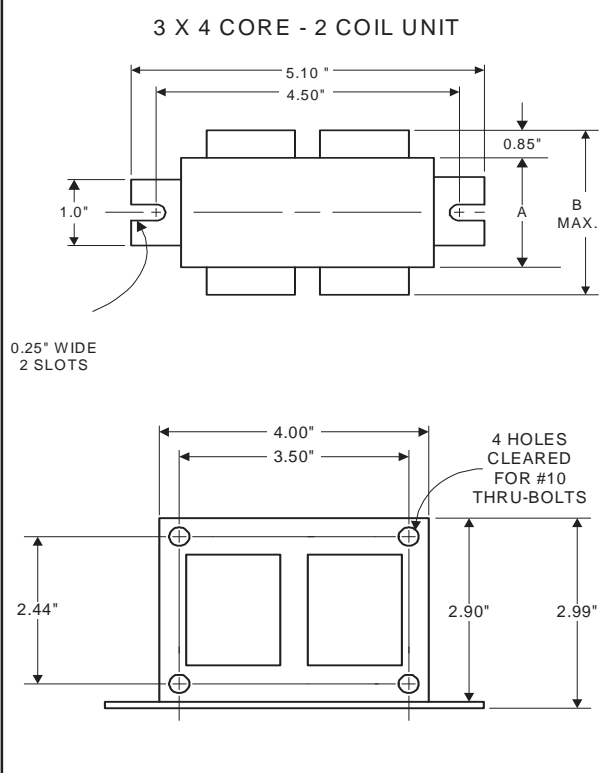




Metal
Halide
Lamp Ballast

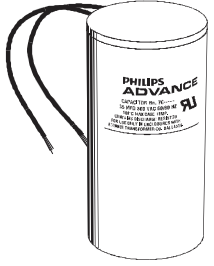
Catalog Number 71A55H0
For 175/150W M57/M107
60 Hz CWA
Status: Active

DIMENSIONS AND DATA

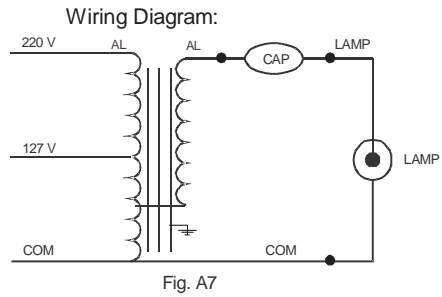


INPUT VOLTS	127	220			
CIRCUIT TYPE	CWA				
POWER FACTOR (min)	90%				
REGULATION					
Line Volts	±10%				
Lamp Watts	±10%				
LINE CURRENT (Amps)					
Operating.....	1.80	1.04			
Open Circuit.....	1.65	1.00			
Starting.....	1.11	0.64			
UL TEMPERATURE RATINGS					
Insulation Class	H(180°C)				
Coil Temperature Code	1029				
MIN. AMBIENT STARTING TEMP.	-20°F or -30°C				
NOM. OPEN CIRCUIT VOLTAGE	305				
INPUT VOLTAGE AT LAMP DROPOUT.....	70	125			
INPUT WATTS	210				
RECOMMENDED FUSE (Amps).....	5	3			
CORE and COIL					
Dimension (A)	2.40				
Dimension (B)	3.87				
Weight (lbs.)	6.7				
Lead Lengths	12"				
CAPACITOR REQUIREMENT					
Microfarads	10.0				
Volts (min.)	400				
Fault Current Withstand (amps)					
60 Hz TEST PROCEDURES (Refer to Advance Test Procedure for HID Ballasts - Form 1270)					
High Potential Test (Volts)					
1 minute	2000				
2 seconds	2500				
Open Circuit Voltage Test (Volts)	275-335				
Short-Circuit Current Test (Amps)					
Secondary Current	1.50-1.90				
Input Current.....	0.96-1.44	0.48-0.72	-	-	-

Capacitor: 7C100M40-R



Capacitance: 10
Dia/Oval Dim: 1.45
Height: 3.75
Temp Rating: 105°C



Ordering Information

Ignitor: NA

This ballast does not require the use of an ignitor.

Order Suffix	Description

Data is based upon tests performed by Advance Transformer in a controlled environment and representative of relative performance. Actual performance can vary depending on operating conditions. Specifications are subject to change without notice.