

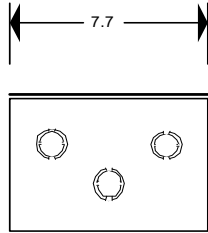


Metal
Halide
Lamp Ballast

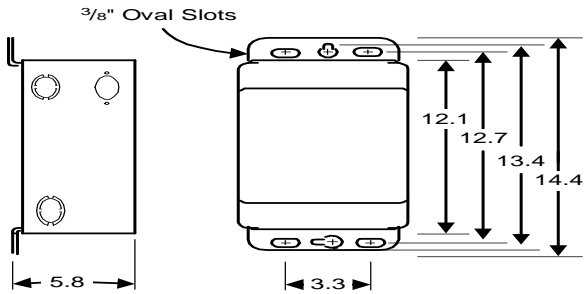
Catalog Number 78E6592
For 1000W M47
60 Hz CWA
Status: Active

DIMENSIONS AND DATA

78E
INDOOR
ENCLOSED
DIMENSIONS



Top view
3 double
7/8" and 1 1/8"
knockouts



INPUT VOLTS	120	208	240	277	
CIRCUIT TYPE	CWA				
POWER FACTOR (min)	90%				
REGULATION					
Line Volts	±10%				
Lamp Watts	±10%				
LINE CURRENT (Amps)					
Operating.....	9.00	5.20	4.50	3.90	
Open Circuit.....	4.50	2.70	2.30	2.20	
Starting.....	7.80	4.00	3.70	3.20	
UL TEMPERATURE RATINGS					
Insulation Class	H(180°C)				
Coil Temperature Code	1029				
MIN. AMBIENT STARTING TEMP.	-20°F or -30°C				
NOM. OPEN CIRCUIT VOLTAGE	430				
INPUT VOLTAGE AT LAMP DROPOUT.....	84	146	168	194	
INPUT WATTS	1080				
RECOMMENDED FUSE (Amps).....	20	15	10	10	
CORE and COIL					
Dimension (A)					
Dimension (B)					
Weight (lbs.)	42				
Lead Lengths	12"				
CAPACITOR REQUIREMENT					
Microfarads					
Volts (min.)					
Fault Current Withstand (amps)					
60 Hz TEST PROCEDURES (Refer to Advance Test Procedure for HID Ballasts - Form 1270)					
High Potential Test (Volts)					
1 minute	2000				
2 seconds	2500				
Open Circuit Voltage Test (Volts)	385-475				
Short-Circuit Current Test (Amps)					
Secondary Current	5.20-6.40				
Input Current.....	5.70-8.50	3.20-4.80	2.80-4.30	2.40-3.60	-

Capacitor:

The capacitor is included as part of the potted assembly.

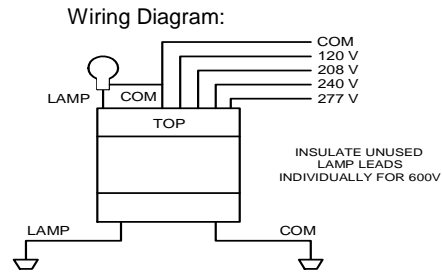


Fig. IE-2

Ordering Information

Order Suffix	Description

Ignitor:

NA

This ballast does not require the use of an ignitor.

Data is based upon tests performed by Advance Transformer in a controlled environment and representative of relative performance. Actual performance can vary depending on operating conditions. Specifications are subject to change without notice.

ADVANCE TRANSFORMER CO.

O'HARE INTERNATIONAL CENTER · 10275 WEST HIGGINS ROAD · ROSEMONT, IL 60018
Customer Support/Technical Service: Phone: 800-372-3331 · Fax: 847-768-7768
Corporate Offices: Phone: 800-322-2086

08/28/97