


# PHILIPS ADVANCE

## LED Driver

### Xitanium

50W 120-277V 0.5-1.2A 0-10V  
XI050C120V042BNY1



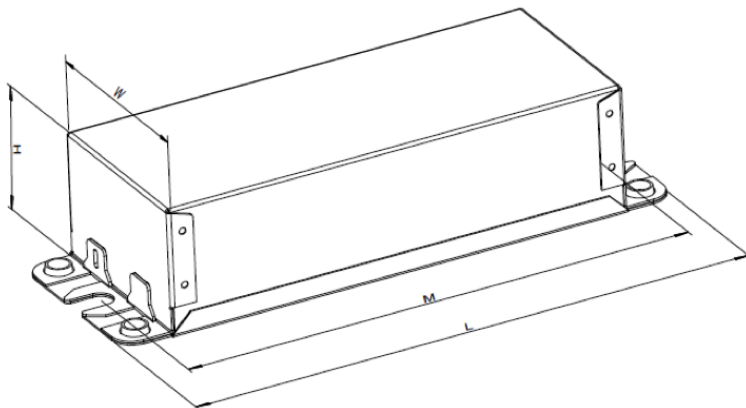
Long-lasting and low maintenance, LED-based light sources are an excellent solution for all lighting applications. For optimal performance, these solutions require reliable drivers matching the long lifetime of the LEDs. The Philips Advance Xitanium LED Outdoor Driver portfolio offers a range of products specially designed to operate LED solutions in outdoor applications. These drivers are designed for hard-wired integration into outdoor luminaires for the most rugged applications. They operate to specification under wide temperature and electrical ranges to ensure reliability.

#### Specifications

Input Voltage (Vrms)	Output Power (W)	Output Voltage (V)	Output Current (A)	Efficiency@ Max Load and 70°C Case	Max. Case Temp. (°C)	Input Current (Arms)	Max. Input Power (W)	Inrush Current ( $A_{pk}/10\%-\mu s$ )	THD @ Max. Load	Power Factor @ Max. Load	Surge Protection Common/Diff (KV)	Weight (Lbs/kgs)	Envir. Protection Rating
120	50	25 - 42	0.5 - 1.2	86	75	0.50	60	11/270	<10%	>0.95	3/3	1.24/0.56	UL Dry & Damp
277				89		0.21		24/240					

#### Enclosure

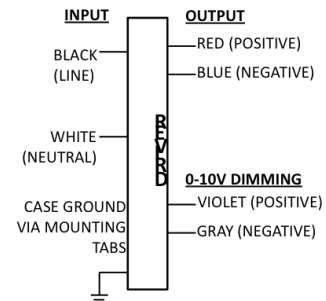
	In. (mm)
Case Length	5.43 (138.00)
Case Width	2.32 (59.00)
Case Height	1.50 (38.00)
Mounting Length	5.98 (152.00)
Mounting Width	1.69 (42.88)
Overall Length	6.61 (168.00)



#### UL Conditions of Acceptability:

Please contact your Philips representative for a copy of the latest UL Conditions of Acceptability (COA).

#### Wiring Diagram



Input and output use lead-wires.

Lead-wires are 18AWG 105C/600V solid copper per UL1452.

Lead Length outside enclosure:  
270 mm ( $\pm 30$ mm) on all wires.

Dimming	Dimming Range	Minimum Output Current (A)	Other Comments
0-10V Analog Class 2 Wiring Only	10% ~ 100%	0.05	Dimming source current: 150 $\mu$ A ( $\pm 3\%$ )

# Xitanium 50W 120-277V 0.5-1.2A 0-10V Dimming

## Electrical Specifications

All the specifications are typical and at 25°C Tcase unless specified otherwise.

### Features

- 50,000+ hour lifetime<sup>1</sup>
- Isolated 0-10V dimming
- New housing with high thermal capability

### Benefits

- Enables long life luminaire designs
- Helps to maximize energy savings and allows application specific light levels
- Allows luminaire designs for ambient environments

### Application

- Area
- Roadway
- Parking garages
- Floodlights

1. Philips Advance Xitanium LED Drivers are designed and manufactured to engineering standards correlating to an average life expectancy of 50,000 hours of operation at maximum rated case temperature. Minimum 90% survivals based on MTBF modeling.

## Product Data

Order Information	
Order Code	XI050C120V042BNY1
Full Product Code	XI050C120V042BNY1M (Mid-Pack, 12pcs/Box)
Full Product Name	XITANIUM 50W 0.5-1.2A 0-10V INT-Y
Line Voltage	120-277Vac_rms
Line Current	0.50A @ 120V, 0.21A @ 277V
Line Frequency	50/60Hz
Min. Mains Voltage Operational	108V
Max. Mains Voltage Operational	305V
THD (total)	Refer to graph
Power Factor (PF)	Refer to graph
Efficiency	Refer to graph
Inrush Current	Per NEMA 410
Lightning Surge Protection	Refer to table
Output Information	
Output Voltage Range	25V to 42Vdc
Maximum Open Circuit Voltage	50V
Output Current (ripple = peak to average / average)	15% max @ max Iout @ max Vout (52Vdc) Low frequency ( $\leq 120$ Hz) content $< 5\%$
Protections	Short Circuit and Open Circuit Protection for LED + and LED -
Operating Ambient Temp. Range	-40°C to +55°C
Max Case Temperature (Tcase)	75°C
Features	
Interfaces	0-10V Dimming, AOC
Adjustable Output Current (AOC)	0.50 - 1.20A, 0.1A per step, selected by Dip Switch (refer to graph and notes in the Application section)
0-10V Dimming Specifications	150 $\mu$ A source current from driver. See dim curve for detail.
Environment & Approbation	
Environmental Protection Rating	UL dry and damp, Type HL
Agency Approbations	UL8750, UL1310, UL935, CSA-C22.2 No. 250.13-12, CSA C22.2 No. 223
Electromagnetic Compliance	FCC Title 47 Part 15 Class A
Isolation	Refer to table
Audible Noise	$< 24$ dB Class A

# Xitanium 50W 120-277V 0.5-1.2A 0-10V Dimming

## Electrical Specifications

All the specifications are typical and at 25°C Tcase unless specified otherwise.

### 0-10V Dimming Curve:

Dimming source current from the driver: 150µA (±3%) (@ 0<Vdim<8V)

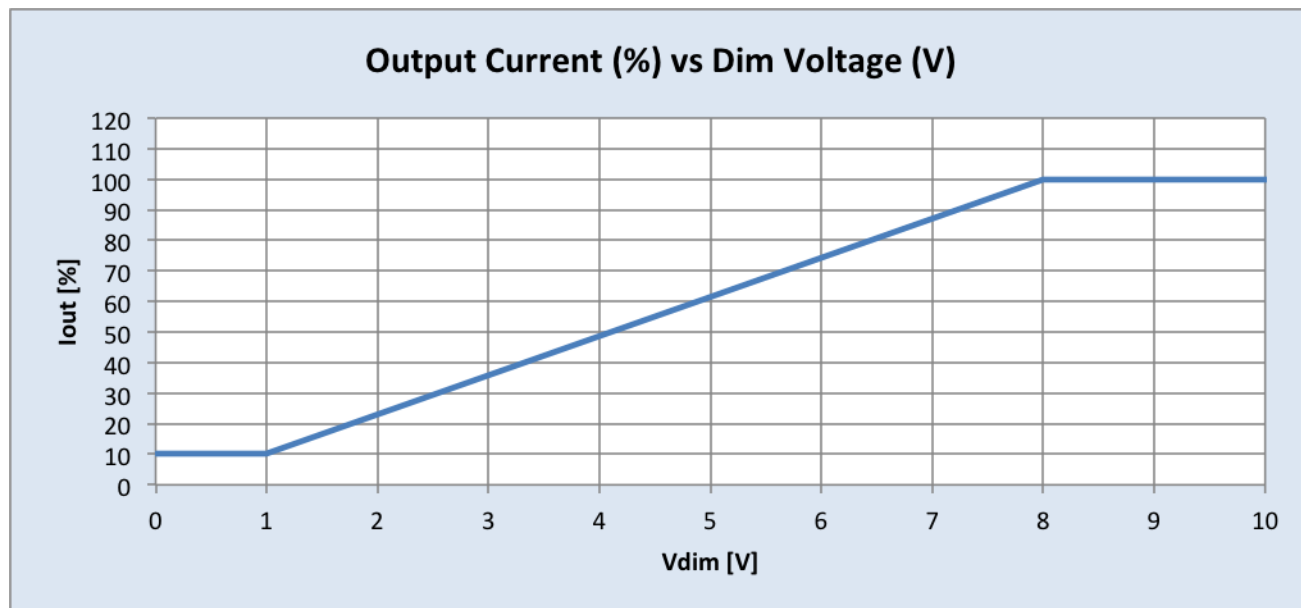
LED Current Tolerance at 500-1200mA ≤ 5% (≤25mA at other current levels) over temperature and component variations.

Minimum Dim Level: 10% of Iout max (set via AOC), or 50mA whichever is higher.

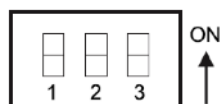
Maximum output voltage on the dimming wires: 12V

### Approved Dimmer List

Manufacturer	Manufacturer Part Number
Lutron	Visit <a href="http://www.lutron.com/advance">www.lutron.com/advance</a> for a list of dimmers (Mark VII) that will work with sthis driver
Leviton	IllumaTech IP7 series
Philips	Sunrise - SR1200ZTUNV



### AOC Configuration:



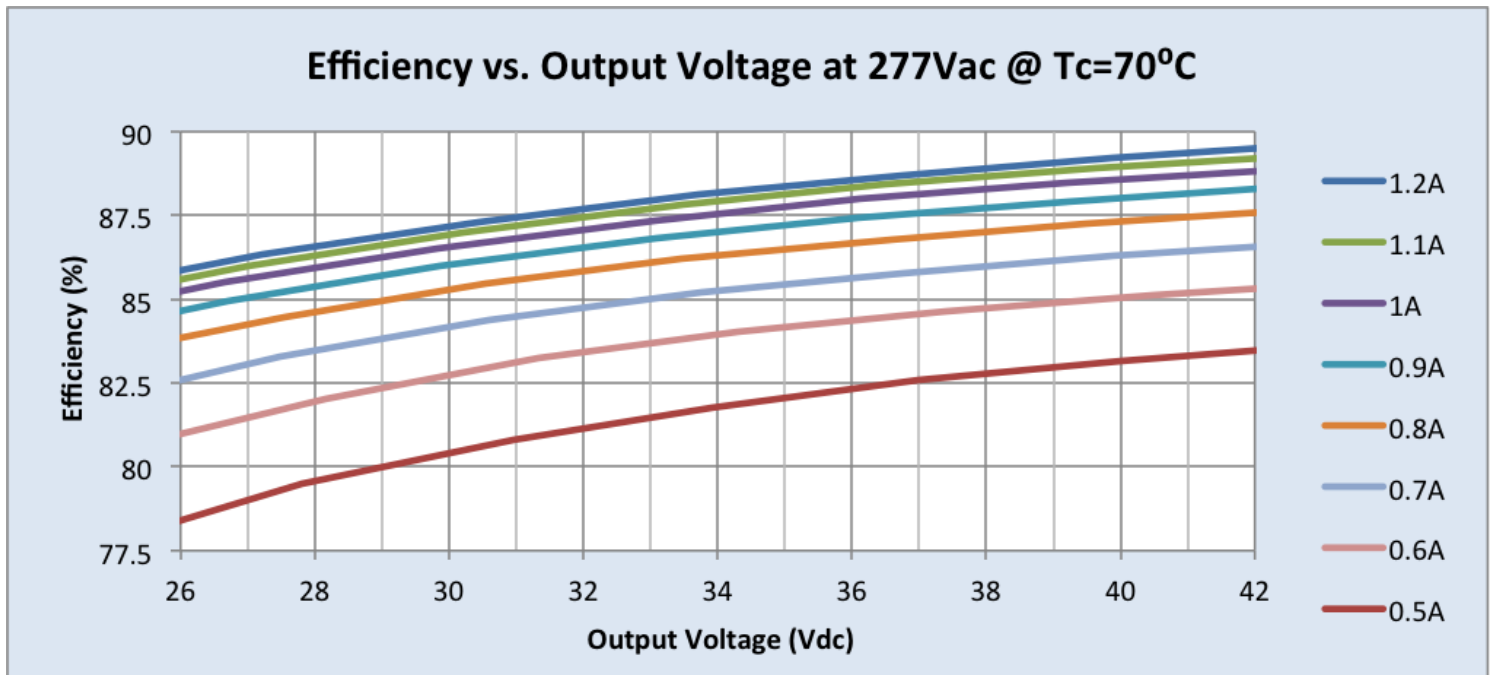
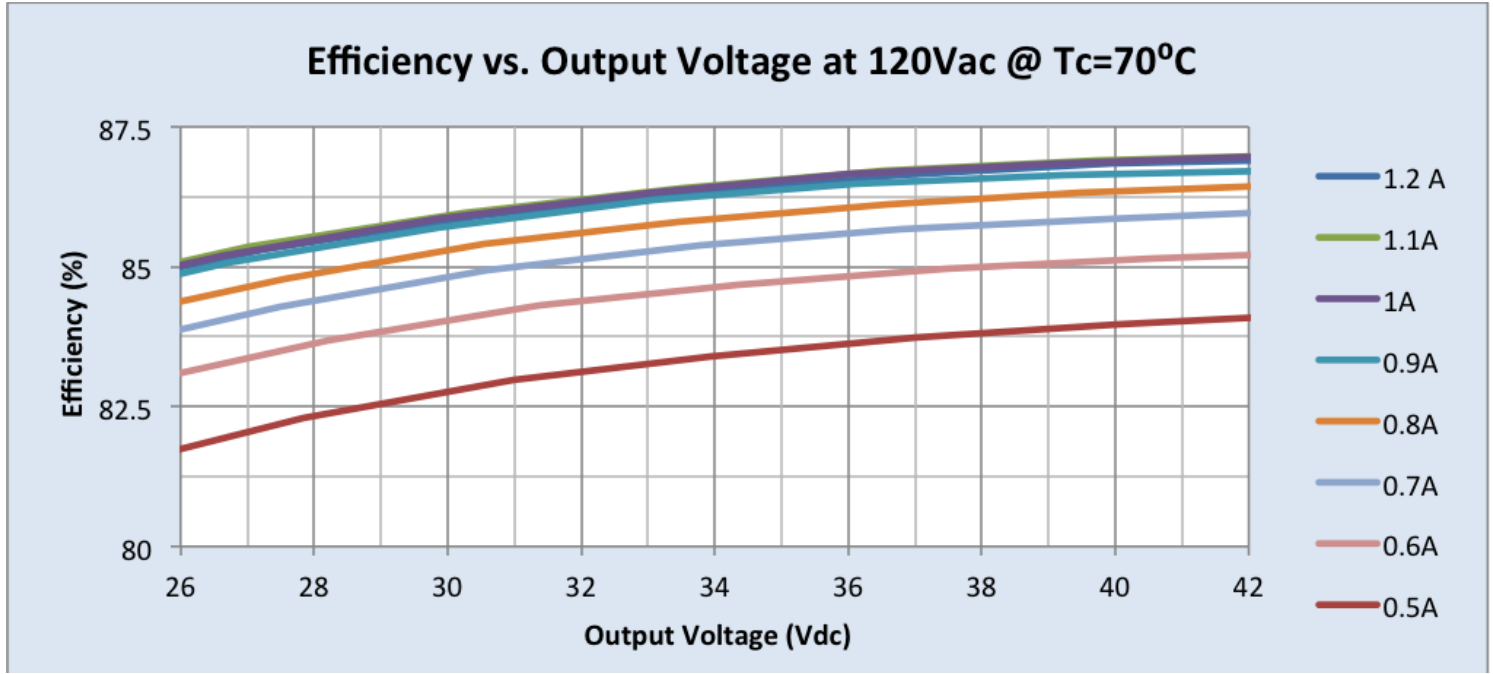
Iout is selected by DIP SWITCH

Dipswitch position (ON:1 OFF:0)			Iout
1	2	3	
1	1	1	1.2A
1	1	0	1.1A
1	0	1	1.0A
1	0	0	0.9A
0	1	1	0.8A
0	1	0	0.7A
0	0	1	0.6A
0	0	0	0.5A

# Xitanium 50W 120-277V 0.5-1.2A 0-10V Dimming

## Performance Characteristics

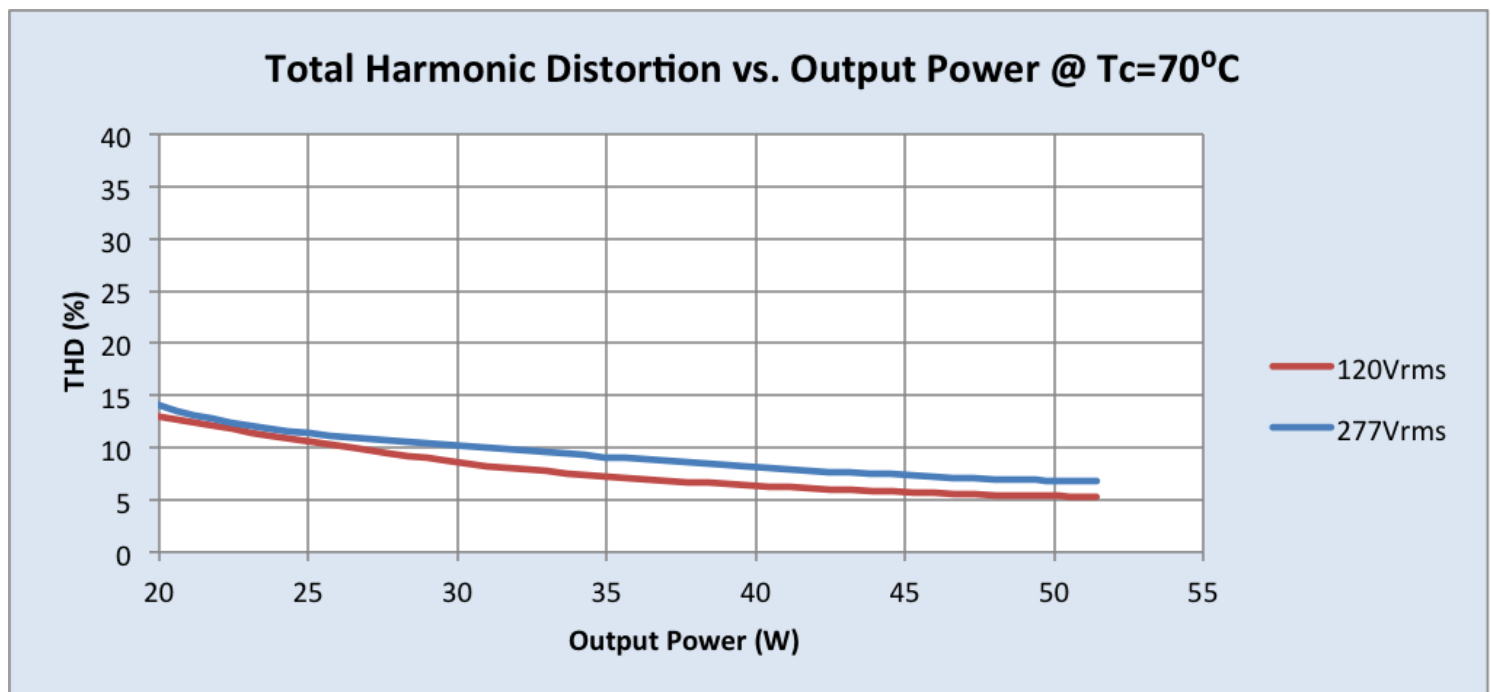
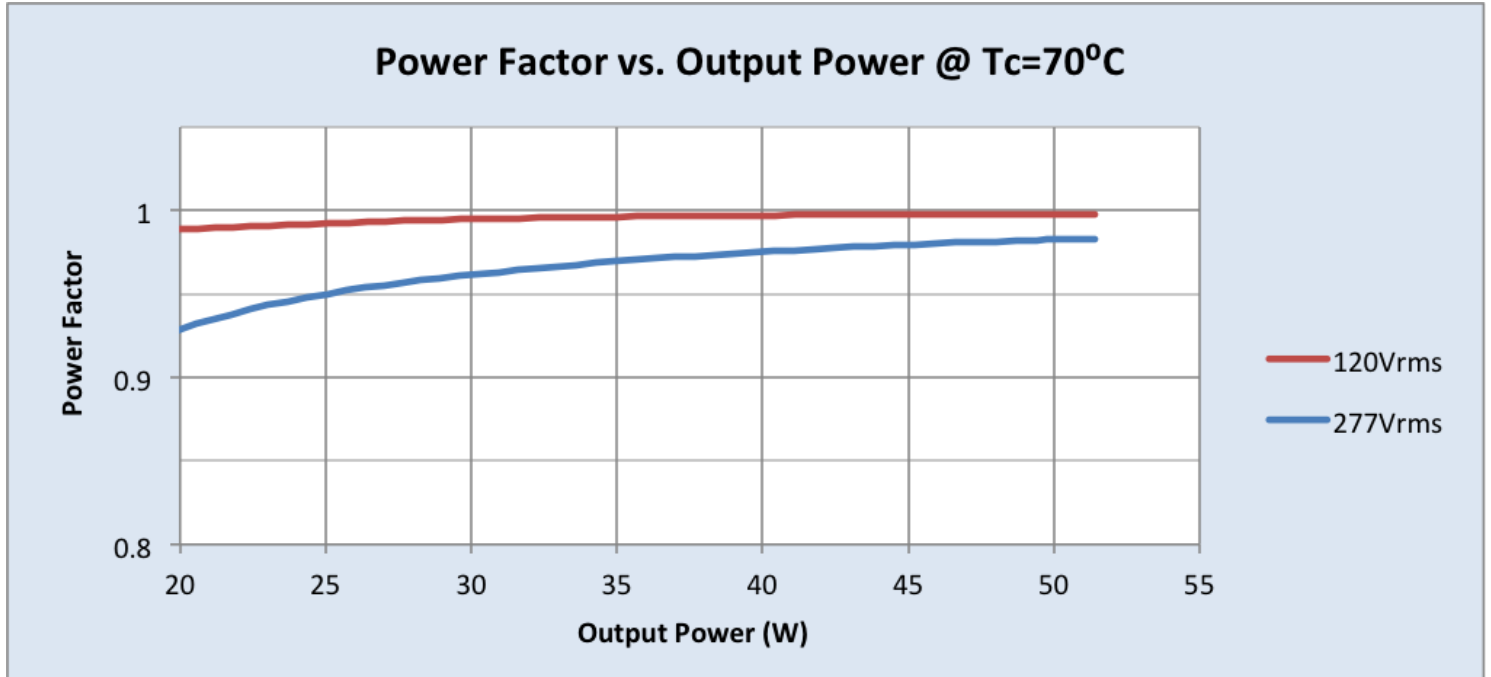
Based on measurements on a typical sample. The accuracy of the measurements is within the tolerance of the measurement instruments. The graphs are meant to be a guideline and not a specification.



# Xitanium 50W 120-277V 0.5-1.2A 0-10V Dimming

## Performance Characteristics

Based on measurements on a typical sample. The accuracy of the measurements is within the tolerance of the measurement instruments. The graphs are meant to be a guideline and not a specification.

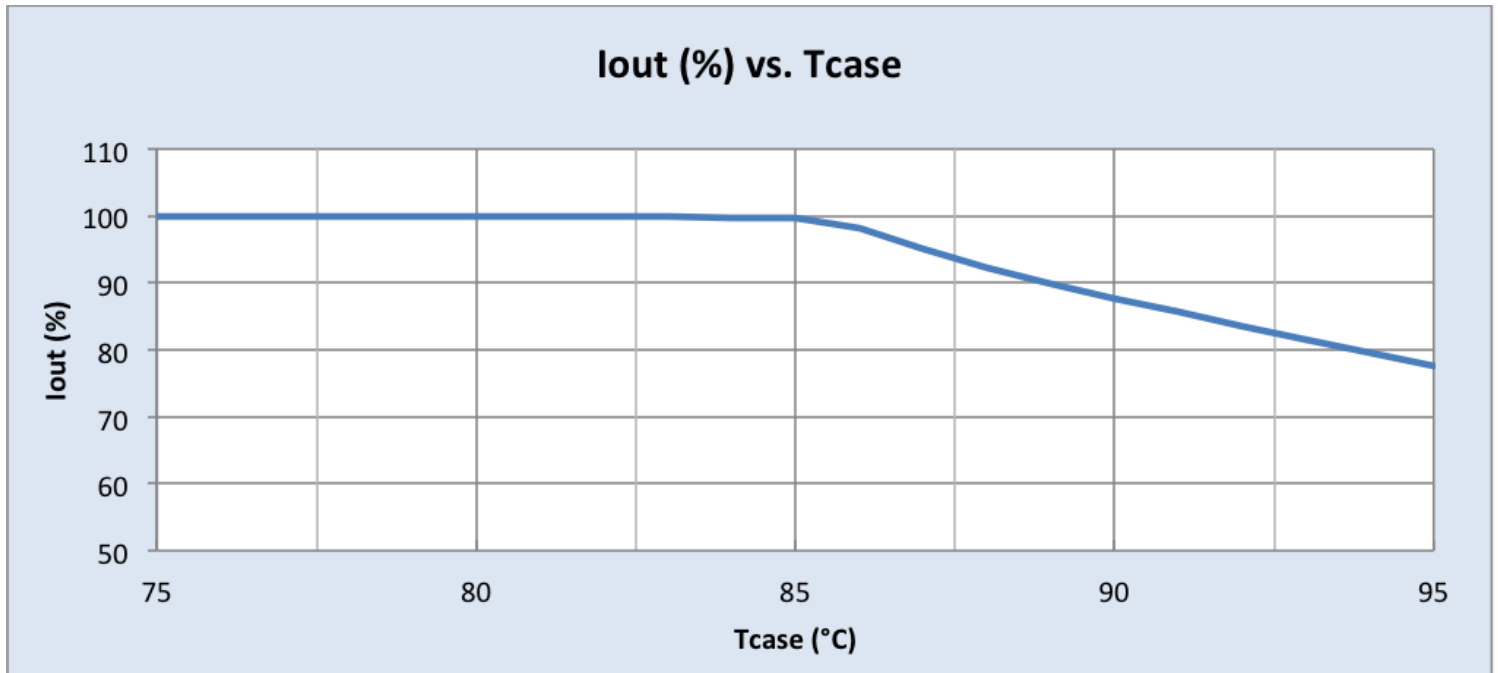


# Xitanium 50W 120-277V 0.5-1.2A 0-10V Dimming

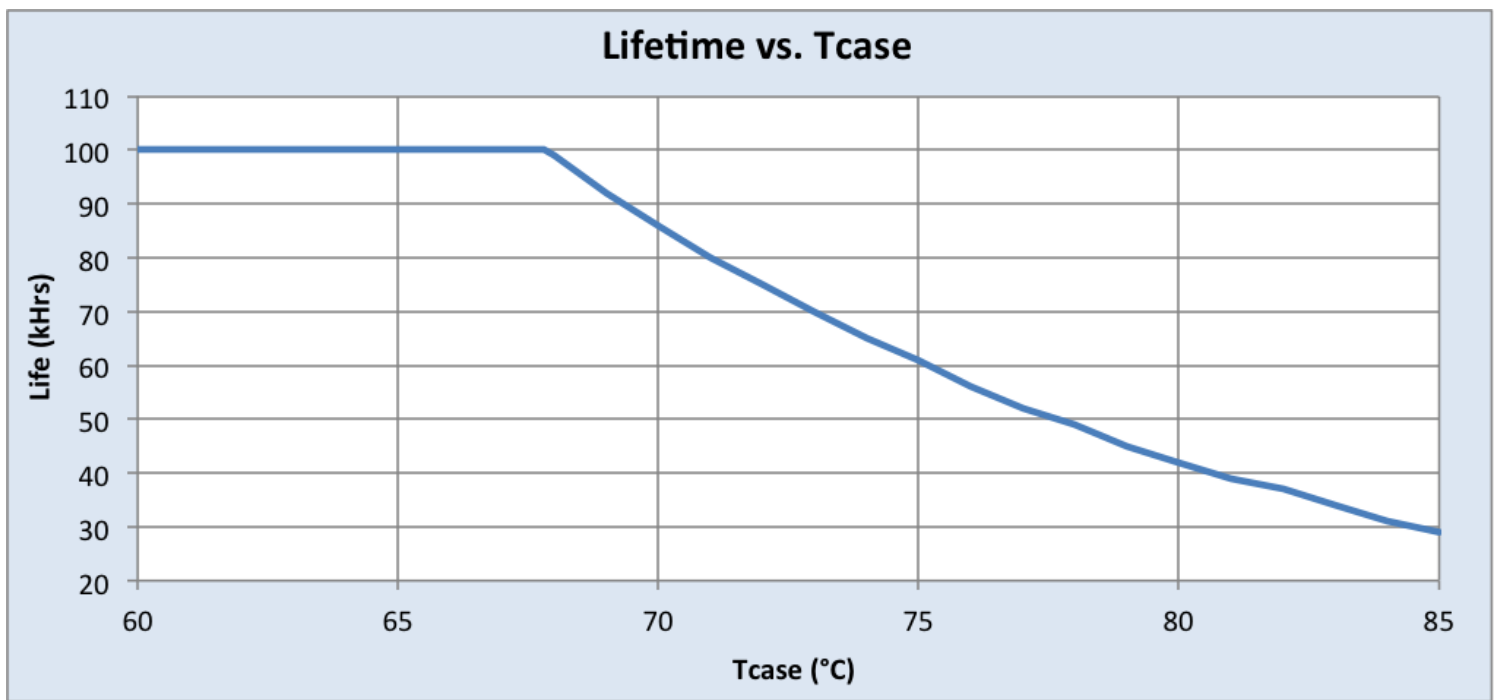
## Electrical Specifications

All the specifications are typical and at 25°C Tcase unless specified otherwise.

### Output Current vs. Driver Case Temperature:

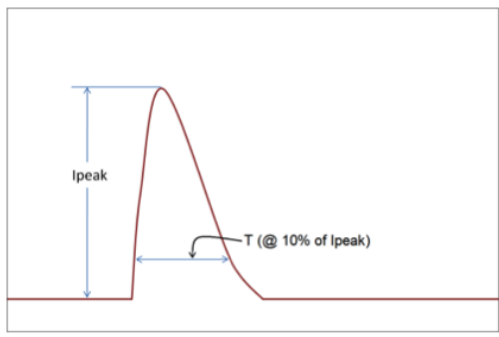


### Driver Lifetime vs. Driver Case Temperature:



# Xitanium 50W 120-277V 0.5-1.2A 0-10V Dimming

## Inrush Current Info:



$V_{in}$	$I_{peak}$	T (@ 10% of $I_{peak}$ )
120 Vrms	11A	270 $\mu$ s
277 Vrms	24A	240 $\mu$ s

Inrush current is measured at peak of the corresponding line voltage, source impedance per NEMA 410.

## Lightning Surge Info:

ANSI Surge Type	Differential Mode (L-N)	Common Mode (L-G, N-G, L&N-G)
1.2/50 $\mu$ s Combination Wave (w/t 2 $\Omega$ )	3kV	3kV

## Isolation:

Isolation	Input	Output	0-10V (Class 1 & 2)	Enclosure
Input	NA	2xU+1kV	2.5KVac	2xU+1kV
Output	2xU+1kV	NA	NA	2xU+1kV
0-10V (Class 2)	2.5KVac	NA	NA	2xU+1kV
Enclosure	2xU+1kV	2xU+1kV	2xU+1kV	NA



© 2014 Koninklijke Philips N.V. All rights reserved.  
Philips reserves the right to make changes in specifications and/or to discontinue any product at any time without notice or obligation and will not be liable for any consequences resulting from the use of this publication.  
[philips.com/leddrivers](http://philips.com/leddrivers)



Philips Lighting North America Corporation  
10275 W. Higgins Road, Rosemont IL 60018  
Tel: 800-322-2086 Fax: 888-423-1882  
Customer/Technical Service: 800-372-3331  
OEM Support: 866-915-5886

Imported by: Philips Lighting  
A division of Philips Electronics Ltd.  
281 Hillmount Rd, Markham, ON, Canada L6C 2S3  
Tel. 800-668-9008