

Philips Advance Xitanium LED Driver

PHILIPS ADVANCE XITANIUM LED DRIVER SPEC SHEET



XITANIUM 40W 1.20A 0-10V INT-J
XI040C120V035CNJ1

Features

- 3 drive current options available – 700mA, 1050mA, 1200mA, with UL Class 2 output
- 0-10V dimming
- Compact housing

Benefits

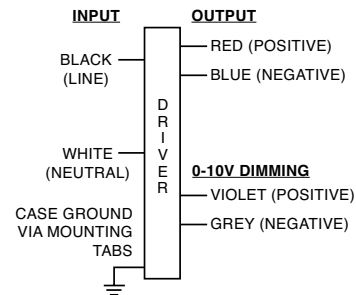
- Flexibility of design via multiple drive currents and low voltage
- Helps to maximize energy savings and allows application specific light levels
- Enables design of low profile and compact fixtures

Dimming	Dimming Range	Minimum Output Current (A)	Other Comments
0-10V Analog Class 2 Wiring	10% ~ 100%	0.120	Dimming source current: 150 μ A

Dimensions

	in.	mm
Case Length	5.47	138.9
Case Width	1.81	46.0
Case Height	1.11	28.2
Mounting Length	5.67	144.0
Mounting Width	1.08	27.4
Overall Length	5.93	148.25

Wire Diagram



Product Data

Input and output use lead-wires.

Lead-wires are 18AWG 105C/600V solid copper per UL1452.

Lead Length outside enclosure: 270 mm (\pm 30mm) on all wires.

Input Voltage (Vac)	Output Power (W)	Output Voltage Range (V)	Output Current (A)	Efficiency@ Max Load and 70°C Case	Max Case Temp. (°C)	Input Current (Arms)	Max. Input Power (W)	Inrush Current (Apk/ 50%- μ s)	THD @ Max Load (%)	Power Factor @ Max Load	Surge Protection Common/ Diff (KV)	Weight (Lbs/ kgs)	Envir. Protection Rating
120	43	12 - 36	1.20	85	80°C	0.45	56	25 / 100	<8%	>0.95	4/4	1.0/ 0.45	UL damp and dry
277				88		0.20		65 / 100	<12%				



PHILIPS ADVANCE

XITANIUM LED DRIVER

SPEC SHEET

Electrical Specifications

All the specifications are typical and at 25°C Tcase unless specified otherwise.

Ordering Information	
Order code	XI040C120V035CNJ1
Full product code	XI040C120V035CNJ1M (Mid-Pack, 12pcs/Box)
Full product name	XITANIUM 40W 1.20A 0-10V INT-J
Input Information	
Line Voltage	120-277Vac_rms
Line Current	0.45A @ 120V, 0.20A @ 277V
Line Frequency	50/60Hz
Min. Mains voltage operational	108 V [min]
Max. Mains voltage operational	305V [max]
THD (total)	Refer to graph
Power Factor (PF)	Refer to graph
Inrush Current	Per NEMA 410
Lightning Surge Protection	Refer to table below
Output Information	
Output voltage range	12V to 36Vdc
Maximum open circuit voltage	38V
Output Current Ripple (ripple = peak to average / average)	10% max @ max lout Low frequency (≤ 120 Hz) content <5%
Protections	Short Circuit and Open Circuit Protection for LED + and LED-
Ambient Temp Range	-40°C to +55°C
Max Case Temperature (Tcase)	80°C
Features	
Interfaces	0-10V Dimming
AOC (Adjustable Output Current)	N/A
MTP (Module Temperature Protection)	N/A
0-10V Dimming Specifications	150 μ A source current from driver, See dim curve for detail.
Environment & Approbation	
Environmental Protection Rating	UL damp and dry
Agency Approbations	UL8750, ULI310, UL935, CSA-C22.2 No. 250.13-12, CSA C22.2 No. 223
Electromagnetic Compliance	FCC Title 47 Part 15 Class A
Isolation	Refer to table
Audible noise	<24dB Class A

PHILIPS ADVANCE XITANIUM LED DRIVER SPEC SHEET

Electrical Specifications

All the specifications are typical and at 25°C Tcase unless specified otherwise.

0-10V Dimming Curve:

Dimming source current from the driver: 150µA (@ 0<Vdim<8V)

LED Current Tolerance at 1200mA ≤ 5% over temperature and component variations and ≤ 10% at any dim level.

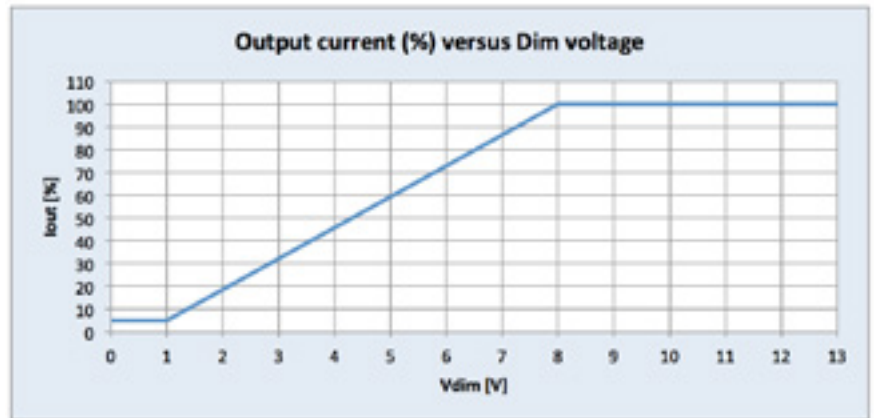
Minimum Dim Level: 10% of Iout (minimum 120mA)

Maximum output voltage on the dimming wires: 13V

Approved Dimmer List

Manufacturer	Manufacturer Part Number
Lutron	Visit www.lutron.com/advance for a list of dimmers (Mark VII) that will work with this driver
Leviton	IllumaTech IP7 series
Philips	Sunrise - SRI200ZTUNV

For compatibility with other dimmers please contact the dimmer manufacturer.

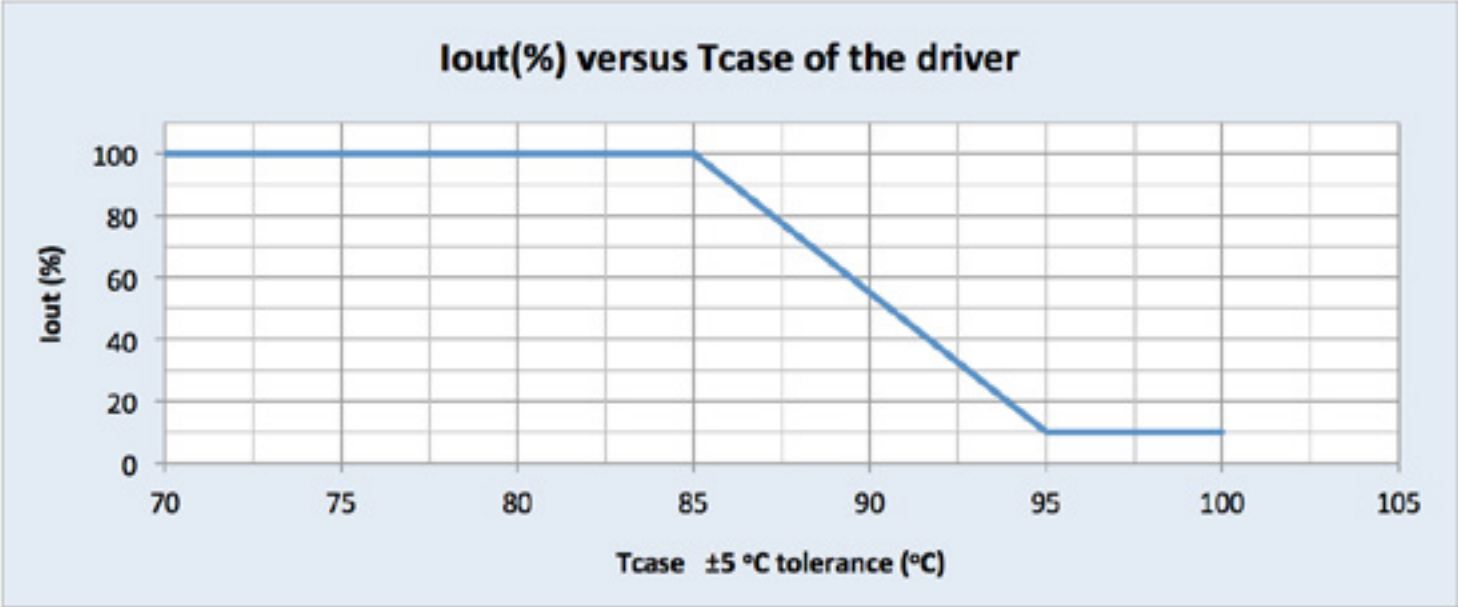


PHILIPS ADVANCE XITANIUM LED DRIVER SPEC SHEET

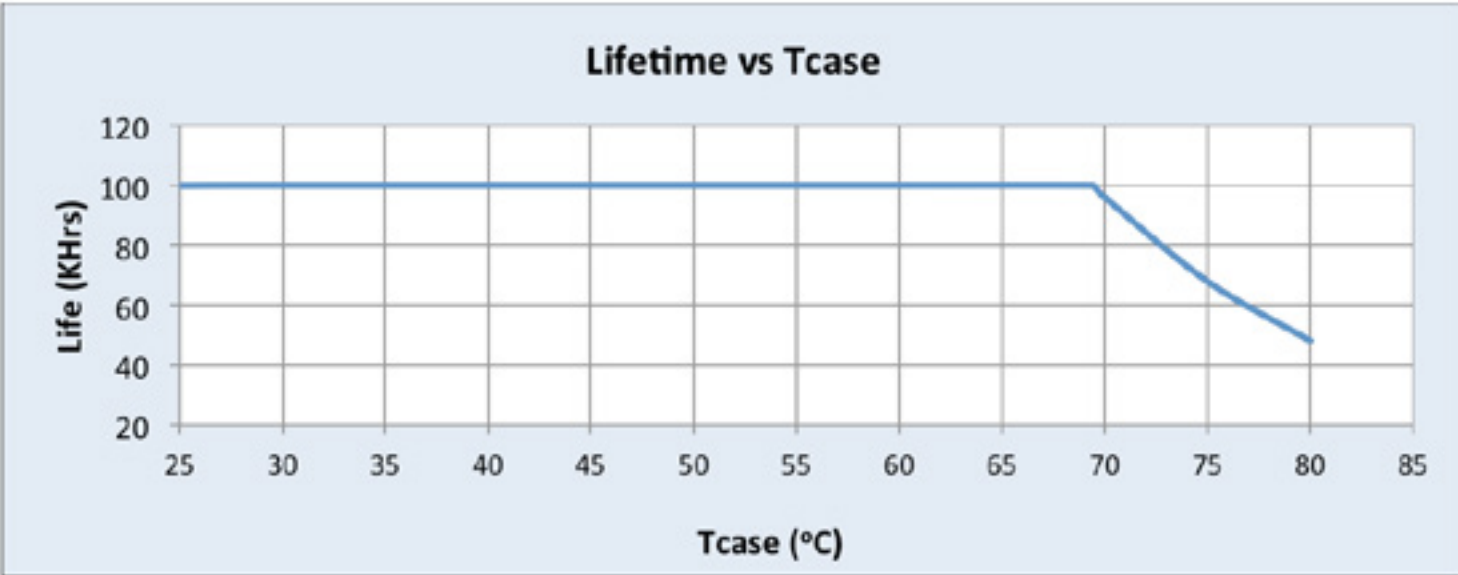
Electrical Specifications

All the specifications are typical and at 25°C Tcase unless specified otherwise.

Iout vs. Tcase of Driver:



Lifetime vs. Tcase of Driver:

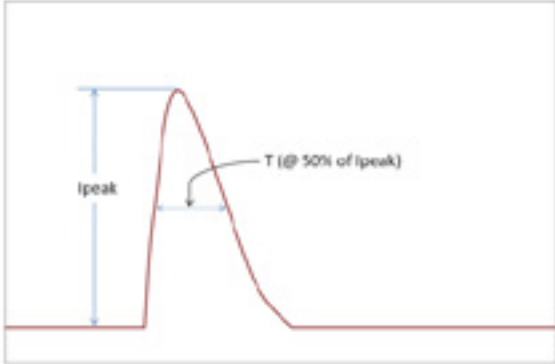


PHILIPS ADVANCE XITANIUM LED DRIVER SPEC SHEET

Electrical Specifications

All the specifications are typical and at 25°C Tcase unless specified otherwise.

Inrush Current Info:



Vin	Ipeak	T (@ 50% of Ipeak)
120 Vrms	25 A	100 μ s
277 Vrms	65 A	100 μ s

Inrush current is measured at peak of the corresponding line voltage, source impedance per NEMA 410.

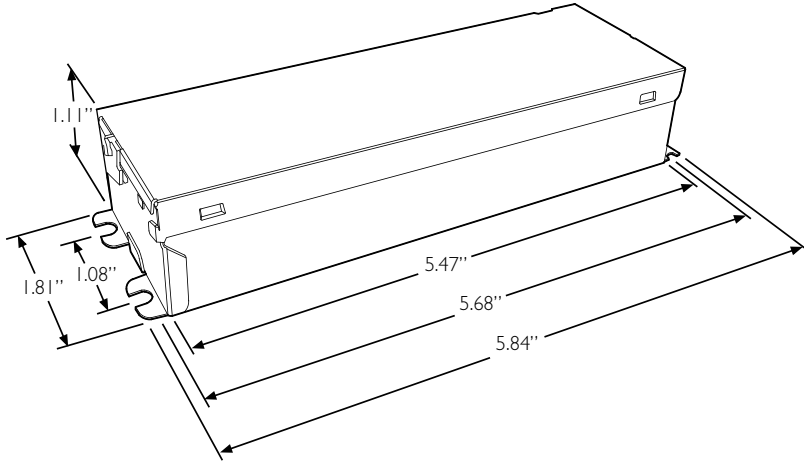
Lightning Surge Info:

ANSI Surge Type	Differential Mode (L-N)	Common Mode (L-G, N-G, L&N-G)
100 kHz Ring Wave (w/t 30 Ω)	6kV	6kV
1.2/50 μ s - 8/20 μ s Combination Wave (w/t 2 Ω)	4kV	4kV

PHILIPS ADVANCE XITANIUM LED DRIVER SPEC SHEET

Mechanical Specifications

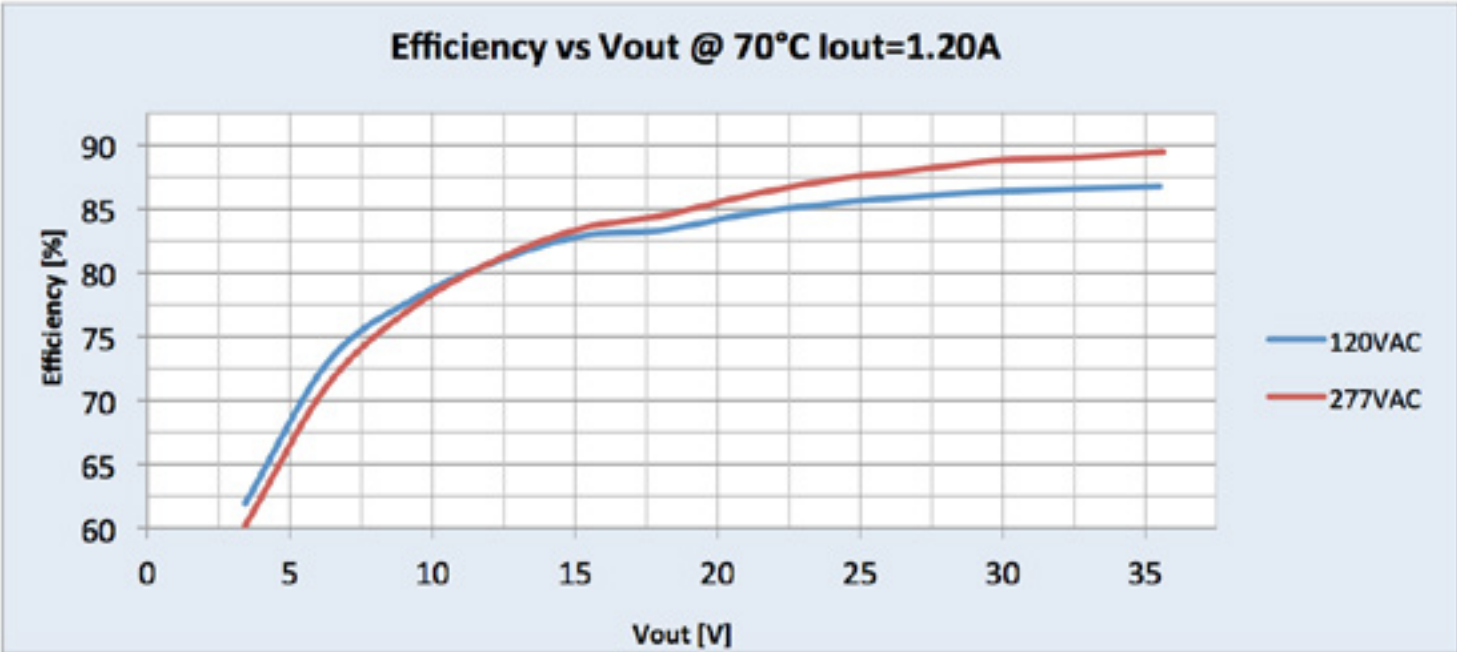
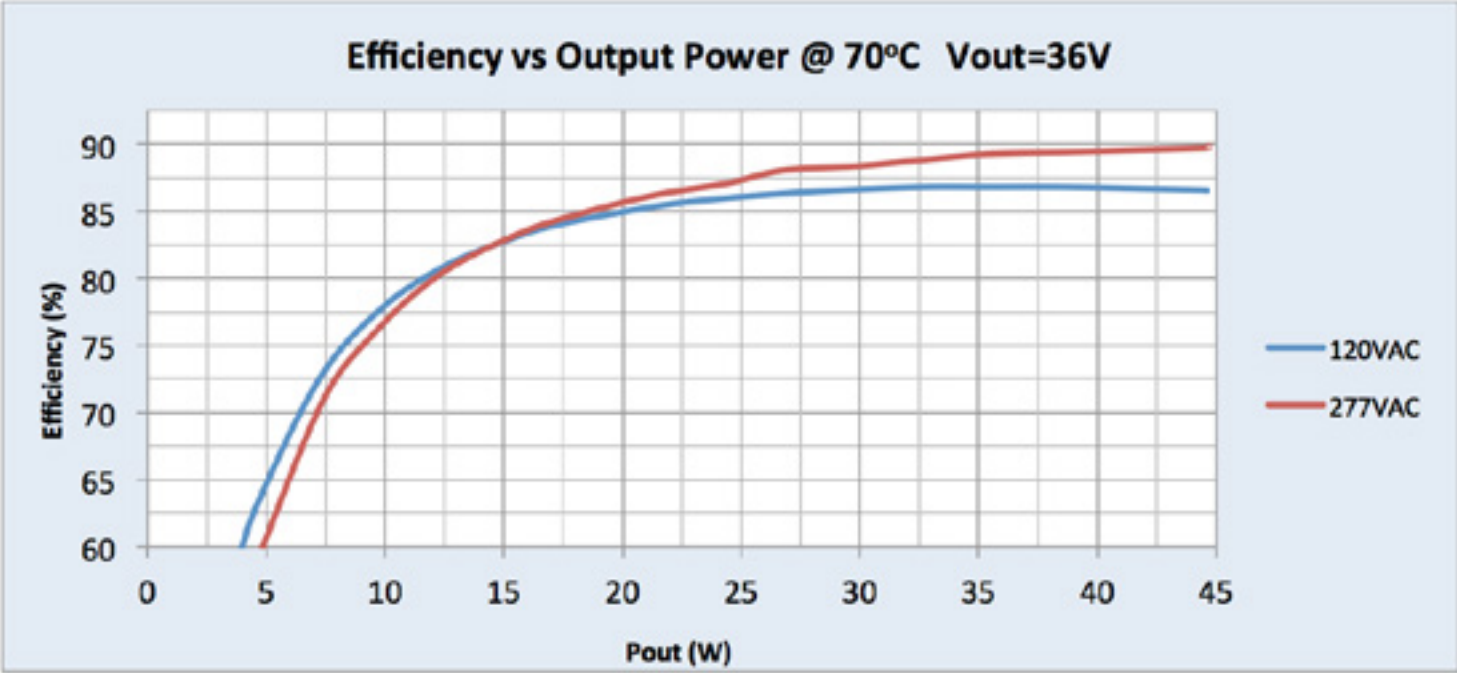
Mechanical Drawing:



J-CAN

Performance Characteristics

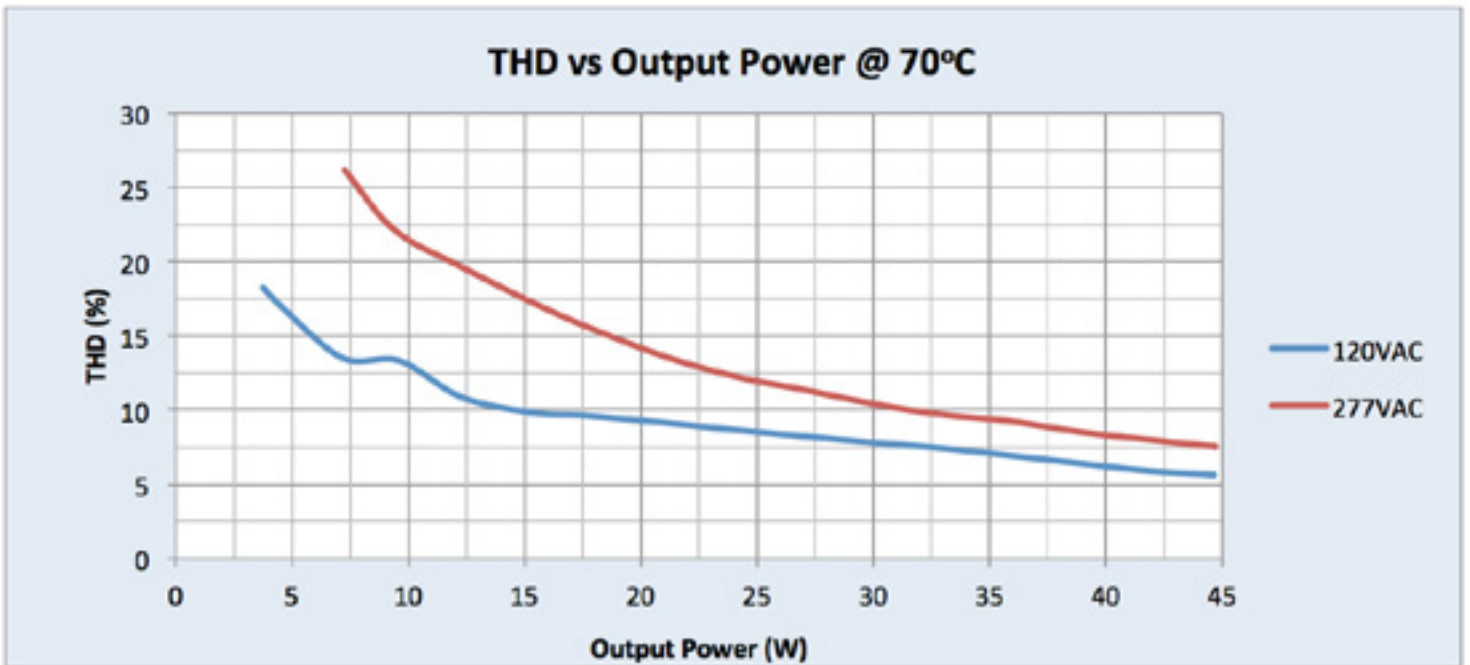
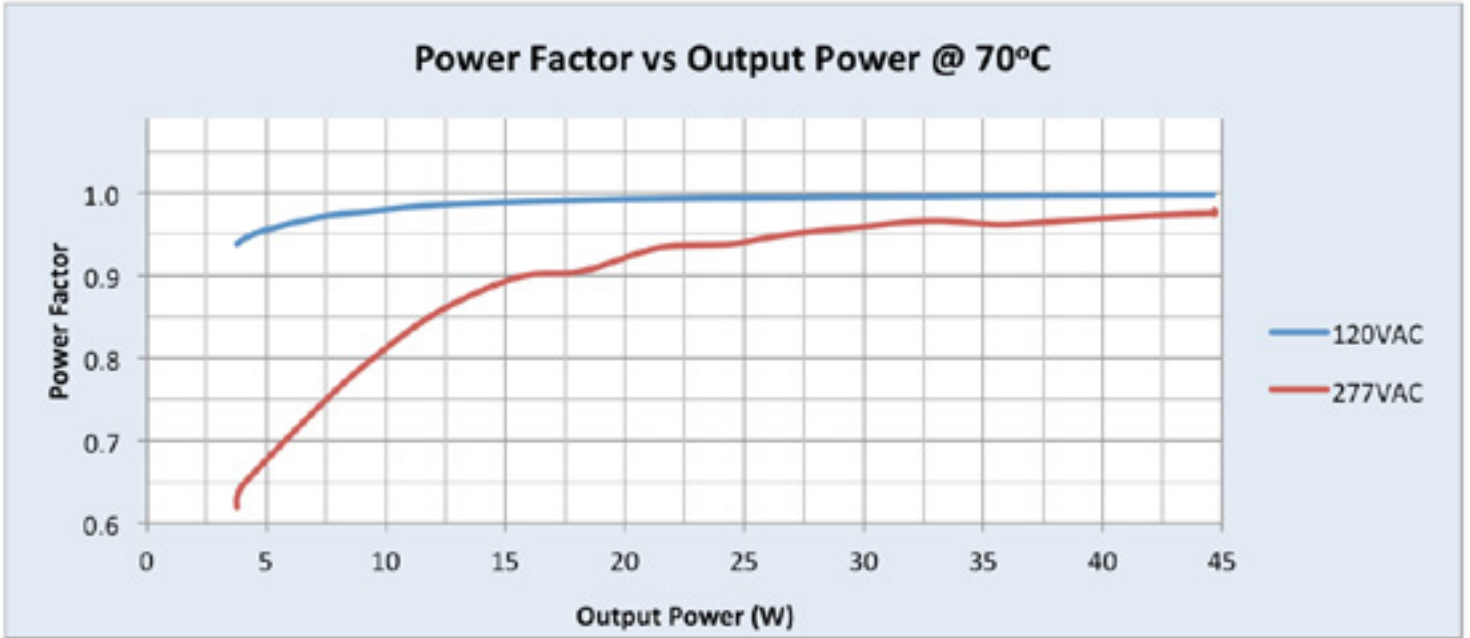
Based on measurements on a typical sample. The accuracy of the measurements is within the tolerance of the measurement instruments. The graphs are meant to be a guideline and not a specification.



PHILIPS ADVANCE XITANIUM LED DRIVER SPEC SHEET

Performance Characteristics

Based on measurements on a typical sample. The accuracy of the measurements is within the tolerance of the measurement instruments. The graphs are meant to be a guideline and not a specification.



PHILIPS ADVANCE XITANIUM LED DRIVER SPEC SHEET

Application Notes

Isolation:

Isolation	Input	Output	0-10V (Class 2)	Enclosure
Input	Not applicable	2xU+1KV	2.5KVac	2xU+1KV
Output	2xU+1KV	Not applicable	Not applicable	500V
0-10V (Class 2)	2.5KVac	Not applicable	Not applicable	500V
Enclosure	2xU+1KV	500V	500V	Not applicable

UL Conditions of Acceptability:

Please contact your Philips Lighting sales representative for a copy of the latest UL Conditions Of Acceptability (COA).



© 2014 Koninklijke Philips N.V.
All rights reserved.
Specifications are subject to change without notice.

PAd-1406DS 01/14

Philips Lighting
North America Corporation
10275 W. Higgins Road
Rosemont, IL 60018
Tel: 800-322-2086
Fax: 888-423-1882
Customer Support/Customer
Care: 800-372-3331

Philips Lighting Company
281 Hillmount Road
Markham ON, Canada L6C 2S3
Phone: 800-668-9008