



PHILIPS

LED

Lamps Brochure



Energy savings
that inspire



LED MR16 and MRX16 Lamps

7



LED GU10 and PAR20 Lamps

11



LED PAR30S Lamps

15



LED PAR30L Lamps

19



LED PAR38 Lamps

23



LED PAR Lamps featuring Crisp White Technology

26



LED Candle Lamps

28



LED R20 BR30 and BR40 Indoor Lamps

30



LED A-shape Lamps

32



SlimStyle LED Lamps

34



LED T8 Lamps

36



Transforming LED lighting

The world-wide transformation to energy-efficient LED technologies continues at a rapid pace; and Philips remains on the cutting-edge with exciting, meaningful LED solutions that help to transform environments and reinforce brand identities, while reducing lighting-related energy costs and minimizing environmental impact.

Our lighting expertise

As the world's largest lighting company, and a trusted lighting brand for over 123 years, we listen and respond to our customers; and focus our research investments into building meaningful LED innovations that can help to save money, beautify spaces and inspire action. Our expertise extends throughout the entire LED solution as we manufacture all of the LED components, thus ensuring efficient and reliable performance.

Inherent product quality

By employing the latest advances in optics, electrical LED packages, lamp shape and heat management methods, we can produce high-quality, long-lasting LED solutions for you. Additionally, all our products are subject to rigorous internal production standards as well as third-party testing and certification. In this manner, we can provide you with high-quality and consistently-performing products that meet or exceed the latest environmental, safety and regulatory standards and codes, and allow you to make confident, informed decisions.

Creating value for you


As a simple, convenient replacement of other lighting technologies, our LED retrofit lamps are installed quickly and without complexity so you can immediately enjoy a beautifully lit space in a sustainable manner. Reduced energy, maintenance and relamping savings add up to fast payback times, and in the long term, reduce your total cost of ownership. With Philips LED solutions, your future is brighter than ever.

We're making LED lighting **work better**

By anticipating customer needs and continually developing market-leading LED technologies, we deliver lighting innovations and efficiencies that enhance your retail environment. One such innovation is our LED lamps with AirFlux Technology. This unique, lightweight thermal management design uses air around the lamp to cool the LEDs instead of using a finned heat sink. This extends the lamp's efficiency with long life and improved lumen maintenance, and also helps to reduce waste. The elegant aesthetic includes a smooth white finish to create a quiet ceiling, while the single LED optic provides visual comfort as it accentuates your merchandise.

- Specialized airflow design increases efficiency and helps to extend the lamp's life
- Smooth white finish and lightweight design seamlessly blend into the ceiling
- Single LED optic creates visual comfort without distraction





Whether for hotels, offices, schools, stores, factories, warehouses or hospitals, the Philips LED portfolio brings you plenty of retrofit options.



Accent lighting

Philips LED MR16 and MRX16 Dimmable LED Lamps with smooth dimming provide ambient level light to illuminate hard to maintain applications.

Features

- Emits virtually no UV/IR light in the beam
- Available in a wide range of options
- Bright white light with uniform beam distribution
- Smooth dimming to 10% of full light levels for dimmable versions*
- Contains no mercury
- 10W features active cooling technology
- Select models feature dimming, a warm glow effect

Benefits

- Will not fade colors, avoids inventory spoilage
- Focus light where it's needed most
- Create contrast and depth
- Long rated average life—reduced maintenance cost
- Low energy use and waste—better for the environment
- Excellent heat management within luminaires due to LED technology

Applications

- Track and recessed luminaires
- Accent lighting in retail and hospitality spaces
- Difficult to reach and maintain applications

* Dimmable when using leading and trailing edge dimmers. See Philips Website (www.philips.com/ledtechguide) for compatible dimmers.





Accent with higher performance Philips LED MR16 AND MRX16 Lamps



Ordering, Electrical and Technical Data (Subject to change without notice)

Product Number	Ordering Description	Nom. Bulb (watts)	Base	Volts	Beam Angle (hours)	Rated Avg. Life†	Approx. Lumens ²	Approx. MBCP ^{2,3}	CRI (Kelvin)	Color Temp. (in.)	MOL	Key
Standard Halogen MR16 35W ENERGY STAR® Equivalent†												
45453-8	6.5MR16/F25/2700-2200 DIM 12V	6.5	MR16	GU5.3	12	25°	25,000	410	1750	80	2700-2200	1.9 A
45454-6	6.5MR16/F35/2700-2200 DIM 12V	6.5	MR16	GU5.3	12	35°	25,000	410	900	80	2700-2200	1.9 A
45478-5	6.5MR16/F25 3000 DIM AF	6.5	MR16	GU5.3	12	25°	25,000	460	1250	80	3000	1.9 A
45350-6	6.5MR16/F35 3000 DIM AF	6.5	MR16	GU5.3	12	35°	25,000	460	960	81	3000	1.9 A
Standard Halogen MR16 30W ENERGY STAR® Equivalent†												
43265-8	7MRX16/S15 2700 DIM AF	7	MRX16	GU5.3	12	15°	40,000	380	2650	80	2700	2.1 B
43266-6	7MRX16/S15 3000 DIM AF	7	MRX16	GU5.3	12	15°	40,000	420	2650	81	3000	2.1 B
43267-4	7MRX16/S15 4000 DIM AF	7	MRX16	GU5.3	12	15°	40,000	440	2750	83	4000	2.1 B
Standard Halogen MR16 50W ENERGY STAR® Equivalent†												
43259-1	7MRX16/F25 2700 DIM AF	7	MRX16	GU5.3	12	25°	40,000	370	1950	80	2700	2.1 B
43260-9	7MRX16/F25 3000 DIM AF	7	MRX16	GU5.3	12	25°	40,000	370	1950	80	3000	2.1 B
43261-7	7MRX16/F25 4000 DIM AF	7	MRX16	GU5.3	12	25°	40,000	390	2050	80	4000	2.1 B
43262-5	7MRX16/F35 2700 DIM AF	7	MRX16	GU5.3	12	35°	40,000	370	1050	80	2700	2.1 B
43263-3	7MRX16/F35 3000 DIM AF	7	MRX16	GU5.3	12	35°	40,000	370	1050	80	3000	2.1 B
43264-1	7MRX16/F35 4000 DIM AF	7	MRX16	GU5.3	12	35°	40,000	390	1100	80	4000	2.1 B
Standard Halogen MR16 50W ENERGY STAR® Equivalent†												
43362-3	7MRX16/F25 2700 DIM AF HO	7	MRX16	GU5.3	12	25°	40,000	500	2400	82	2700	2.1 B
43363-1	7MRX16/F25 3000 DIM AF HO	7	MRX16	GU5.3	12	25°	40,000	510	2500	82	3000	2.1 B
43364-9	7MRX16/F30 2700 DIM AF HO	7	MRX16	GU5.3	12	35°	40,000	500	1300	82	2700	2.1 B
43365-6	7MRX16/F30 3000 DIM AF HO	7	MRX16	GU5.3	12	35°	40,000	510	1350	82	3000	2.1 B
Standard Halogen MR16 75W ENERGY STAR® Equivalent†												
43239-3	10MRX16/F25 2700 DIM HO	10	MRX16	GU5.3	12	25°	30,000	640	3120	80	2700	2.1 C
43240-1	10MRX16/F25 3000 DIM HO	10	MRX16	GU5.3	12	25°	30,000	650	3360	80	3000	2.1 C
43241-9	10MRX16/F25 4000 DIM HO	10	MRX16	GU5.3	12	25°	30,000	650	3700	80	4000	2.1 C
43242-7	10MRX16/F35 2700 DIM HO	10	MRX16	GU5.3	12	35°	30,000	640	1880	80	2700	2.1 C
43243-5	10MRX16/F35 3000 DIM HO	10	MRX16	GU5.3	12	35°	30,000	650	2030	80	3000	2.1 C
43244-3	10MRX16/F35 4000 DIM HO	10	MRX16	GU5.3	12	35°	30,000	650	2260	80	4000	2.1 C

1. Rated average life is based on engineering testing and probability analysis.

2. Based on photometric testing consistent with IES LM-79.

3. Maximum Beam Candle Power.

☼ Light dims to a warm glow, similar to incandescent

■ ENERGY STAR® Certified LED Lamp.

† All Philips LED PAR, BR, and MR16 equivalencies for light output are based upon the ENERGY STAR® Integral LED Lamp Center Beam Intensity Benchmark tool which can be found at: www.ENERGYSTAR.gov/LEDbulbs, LED Light Bulbs for Partners, Program Requirements PDF, Page 11. A-shape and decorative candles are calculated on lumen values, not the ENERGY STAR® Integral LED Lamp Center Beam Intensity Benchmark tool.

This example shows an application of 100 lamps accenting a space currently using standard 75W MR16 halogen lamps, operating 4,000 hours per year at a cost of \$0.11 per kWh.^A Your actual savings may vary depending on the energy costs in your geographic location.

Replacing 100 standard 75W MR16 halogen lamps with Philips 10W LED MR16 dimmable lamps can provide significant energy cost savings of \$2,860.00 per year! Potential savings from the reduction in HVAC costs as a result of using a low wattage lamp that emits less heat is an additional benefit not included in this example.

Saving Solution		
Estimated Lighting Costs Using a...	Standard 75W MR16 Halogen Lamp	Philips 10W LED MR16 Lamp
Present Wattage	75 Watts	10 Watts
x Annual Operating Hours	4,000 hours	4,000 hours
	= 300,000 watt-hours	= 40,000 watt-hours
÷1,000 =	= 300 kWh per year	= 40 kWh per year
x kWh rate of \$0.11	= \$33.00 per year	= \$4.40 per year
x 100 lamps per space	= \$3,300.00 annual energy cost per space	= \$440.00 annual energy cost per space
	Total Estimated Annual Savings^B	= \$2,860.00

A) The 10W LED MR16 at 1,920 candela compared to the 75W halogen MR16 at 2,100 candela.

B) Based on 100 lamps per space operating at 4,000 hours per year.

Shipping Data (Subject to change without notice)

Product Number (0-46677)	SKU UPC (5-00-46677)	Outer Bar Code	Case Qty.	Case Weight (lbs.)	Case Cube (cu. ft.)	Pallet Qty.	Lamps/ SKU	SKUs/ Layer	Layers High	SKU Dimensions (w x d x h, in.)	Case Dimensions (w x d x h, in.)	Pallet Dimensions (w x d x h, in.)
Standard Halogen MR16 35W ENERGY STAR[®] Equivalent												
45453-8	45453-1	45453-6	10	0.61	0.104	6110	1	470	13	1.77 x 1.77 x 2.17	9.3 x 4.0 x 2.8	47.2 x 39.4 x 42.6
45454-6	45454-8	45454-3	10	0.61	0.104	6110	1	470	13	1.77 x 1.77 x 2.17	9.3 x 4.0 x 2.8	47.2 x 39.4 x 42.6
45478-5	45478-4	45478-9	10	0.61	0.104	6110	1	470	13	1.77 x 1.77 x 2.17	9.3 x 4.0 x 2.8	47.2 x 39.4 x 42.6
45350-6	45350-3	45350-8	10	0.61	0.104	6110	1	470	13	1.77 x 1.77 x 2.17	9.3 x 4.0 x 2.8	47.2 x 39.4 x 42.6
Standard Halogen MR16 35W ENERGY STAR[®] Equivalent												
43265-8	43265-2	43265-7	10	1.3	0.098	3800	1	380	10	2.0 x 2.0 x 2.76	4.5 x 10.6 x 3.5	39.4 x 47.2 x 41.1
43266-6	43266-9	43266-4	10	1.3	0.098	3800	1	380	10	2.0 x 2.0 x 2.76	4.5 x 10.6 x 3.5	39.4 x 47.2 x 41.1
43267-4	43267-6	43267-1	10	1.3	0.098	3800	1	380	10	2.0 x 2.0 x 2.76	4.5 x 10.6 x 3.5	39.4 x 47.2 x 41.1
Standard Halogen MR16 30W ENERGY STAR[®] Equivalent												
43259-1	43259-1	43259-6	10	1.3	0.098	3800	1	380	10	2.0 x 2.0 x 2.76	4.5 x 10.6 x 3.5	39.4 x 47.2 x 41.1
43260-9	43260-7	43260-2	10	1.3	0.098	3800	1	380	10	2.0 x 2.0 x 2.76	4.5 x 10.6 x 3.5	39.4 x 47.2 x 41.1
43261-7	43261-4	43261-9	10	1.3	0.098	3800	1	380	10	2.0 x 2.0 x 2.76	4.5 x 10.6 x 3.5	39.4 x 47.2 x 41.1
43262-5	43262-1	43262-6	10	1.3	0.098	3800	1	380	10	2.0 x 2.0 x 2.76	4.5 x 10.6 x 3.5	39.4 x 47.2 x 41.1
43263-3	43263-8	43263-3	10	1.3	0.098	3800	1	380	10	2.0 x 2.0 x 2.76	4.5 x 10.6 x 3.5	39.4 x 47.2 x 41.1
43264-1	43264-5	43264-0	10	1.3	0.098	3800	1	380	10	2.0 x 2.0 x 2.76	4.5 x 10.6 x 3.5	39.4 x 47.2 x 41.1
Standard Halogen MR16 50W ENERGY STAR[®] Equivalent												
43362-3	43362-8	43362-3	10	1.3	0.098	3800	1	380	10	2.0 x 2.0 x 2.76	4.5 x 10.6 x 3.5	39.4 x 47.2 x 41.1
43363-1	43363-5	43363-0	10	1.3	0.098	3800	1	380	10	2.0 x 2.0 x 2.76	4.5 x 10.6 x 3.5	39.4 x 47.2 x 41.1
43364-9	43364-2	43364-7	10	1.3	0.098	3800	1	380	10	2.0 x 2.0 x 2.76	4.5 x 10.6 x 3.5	39.4 x 47.2 x 41.1
43365-6	43365-9	43365-4	10	1.3	0.098	3800	1	380	10	2.0 x 2.0 x 2.76	4.5 x 10.6 x 3.5	39.4 x 47.2 x 41.1
Standard Halogen MR16 75W ENERGY STAR[®] Equivalent												
43239-3	43239-3	43239-8	10	1.3	0.098	3800	1	380	10	2.0 x 2.0 x 2.76	4.5 x 10.6 x 3.5	39.4 x 47.2 x 41.1
43240-1	43240-9	43240-4	10	1.3	0.098	3800	1	380	10	2.0 x 2.0 x 2.76	4.5 x 10.6 x 3.5	39.4 x 47.2 x 41.1
43241-9	43241-6	43241-1	10	1.3	0.098	3800	1	380	10	2.0 x 2.0 x 2.76	4.5 x 10.6 x 3.5	39.4 x 47.2 x 41.1
43242-7	43242-3	43242-8	10	1.3	0.098	3800	1	380	10	2.0 x 2.0 x 2.76	4.5 x 10.6 x 3.5	39.4 x 47.2 x 41.1
43243-5	43243-0	43243-5	10	1.3	0.098	3800	1	380	10	2.0 x 2.0 x 2.76	4.5 x 10.6 x 3.5	39.4 x 47.2 x 41.1
43244-3	43244-7	43244-2	10	1.3	0.098	3800	1	380	10	2.0 x 2.0 x 2.76	4.5 x 10.6 x 3.5	39.4 x 47.2 x 41.1

See bottom of page 39 for Warnings, Cautions and Instructions.



private

Accent lighting

Philips LED Indoor GU10 and PAR20 Lamps provide intensity and punch in a compact size.

Features

- Emits virtually no UV/IR light in the beam
- Uniform beam distribution
- Smooth dimming to 10% of full light levels*
- Contains no mercury
- PAR20 available in 25° or 35° beam angle
- AirFlux technology for sleek, lightweight design
- Select PAR20 lamps available in black finish


Benefits

- Will not fade colors, avoids inventory spoilage
- Focus light where it's needed most
- Create contrast and depth
- Long rated average life—reduced maintenance cost
- Low energy use and waste—better for the environment

Applications

- Track and recessed luminaires
- Accent and general lighting in retail and hospitality spaces
- Difficult to reach and maintain applications

* Dimmable when using leading and trailing edge dimmers. See Philips Website (www.philips.com/ledtechguide) for compatible dimmers.





Highlight with higher performance Philips LED GU10, PAR16 and PAR20 Lamps



Ordering, Electrical and Technical Data (Subject to change without notice)

Product Number	Ordering Description	Nom. (watts)	Bulb	Base	Volts	Beam Angle	Rated Avg. Life ¹ (hours)	Approx. Lumens ²	Approx. MBCP ^{2,3}	CRI	Color Temp. (Kelvin)	MOL (in.)	Key	
Standard Halogen GU10 50W ENERGY STAR® Equivalent[†]														
☐	45440-5	4.5GU10/LED/830/F25 DIM	4.5	PAR16	GU10	120	25°	25,000	315	2300	80	3000	2.3	A
Standard Halogen PAR20 50W ENERGY STAR® Equivalent[†]														
●	42612-2	8PAR20/F25 2700 DIM	8	PAR20	Med.	120	25°	45,000	450	2300	84	2700	3.5	B
●	45341-5	8PAR20/F25 2700 DIM B	8	PAR20	Med.	120	25°	45,000	450	2300	84	2700	3.5	C
●	42613-0	8PAR20/F25 3000 DIM	8	PAR20	Med.	120	25°	45,000	470	2400	84	3000	3.5	B
●	45342-3	8PAR20/F25 3000 DIM B	8	PAR20	Med.	120	25°	45,000	470	2400	84	3000	3.5	C
●	42614-8	8PAR20/F25 4000 DIM	8	PAR20	Med.	120	25°	45,000	470	2400	84	4000	3.5	B
●	42615-5	8PAR20/F35 2700 DIM	8	PAR20	Med.	120	35°	45,000	450	2300	84	2700	3.5	B
●	42616-3	8PAR20/F35 3000 DIM	8	PAR20	Med.	120	35°	45,000	470	2400	84	3000	3.5	B
●	42617-1	8PAR20/F35 4000 DIM	8	PAR20	Med.	120	35°	45,000	470	2400	84	4000	3.5	B

1. Rated average life is based on engineering testing and probability analysis.
 2. Based on photometric testing consistent with IES LM-79.
 3. Maximum Beam Candle Power.
- Uses AirFlux Technology.
 - ENERGY STAR® Certified LED Lamp.
 - ☐ ENERGY STAR® Test in progress.

[†] All Philips LED PAR, BR, and MRI6 equivalencies for light output are based upon the ENERGY STAR® Integral LED Lamp Center Beam Intensity Benchmark tool which can be found at: www.ENERGYSTAR.gov/LEDbulbs, LED Light Bulbs for Partners, Program Requirements PDF, Page 11. A-shape and decorative candles are calculated on lumen values, not the ENERGY STAR® Integral LED Lamp Center Beam Intensity Benchmark tool.

This energy saving example shows an application of 100 lamps in a space currently using 50W halogen PAR20 lamps, operating 4,000 hours per year at a cost of \$0.11 per kWh.^A Your actual savings may vary depending on the energy costs in your geographic location.

Replacing 100 50W halogen PAR20 lamps with Philips 8W LED PAR20 lamps can provide significant energy cost savings of \$1,848.00 per year! Potential savings from the reduction in HVAC costs as a result of using a lower wattage lamp that emits less heat is an additional benefit not included in this example.

Saving Solution		
Estimated Lighting Costs Using a...	Standard 50W Halogen PAR20 Lamp	Philips 8W LED PAR20 Lamp
Present Wattage	50 Watts	8 Watts
x Annual Operating Hours	4,000 hours	4,000 hours
	= 200,000 watt-hours	= 32,000 watt-hours
+1,000 =	= 200 kWh per year	= 32 kWh per year
x kWh rate of \$0.11	= \$22.00 per year	= \$3.52 per year
x 100 lamps per space	= \$2,200.00 annual energy cost per space	= \$352.00 annual energy cost per space
	Total Estimated Annual Savings^B	= \$1,848.00

A) The 8W LED PAR20 at 1300 candela compared to the 50W halogen PAR20 at 1179 candela.
 B) Based on 100 lamps per space operating at 4,000 hours per year.

Shipping Data (Subject to change without notice)

Product Number	SKU UPC (0-46677)	Outer Bar Code (5-00-46677)	Case Qty.	Case Weight (lbs.)	Case Cube (cu. ft.)	Pallet Qty.	Lamps/ SKU	SKUs/ Layer	Layers High	SKU Dimensions (w x d x h, in.)	Case Dimensions (w x d x h, in.)	Pallet Dimensions (w x d x h, in.)
Standard Halogen GU10 --W ENERGY STAR® Equivalent												
45440-5	45440-1	45440-6	10	1.5	0.08	4560	1	380	12	2.0 x 2.0 x 2.4	10.5 x 4.4 x 3.0	47.2 x 39.4 x 42.3
Standard Halogen PAR20 50W ENERGY STAR® Equivalent												
42612-2	42612-5	42612-0	6	1.3	0.176	1200	1	150	8	2.5 x 2.5 x 3.6	9.8 x 7.2 x 4.3	47.2 x 39.4 x 40.2
45341-5	45341-1	45341-6	6	1.3	0.176	1200	1	150	8	2.5 x 2.5 x 3.6	9.8 x 7.2 x 4.3	47.2 x 39.4 x 40.2
42613-0	42613-2	42613-7	6	1.3	0.176	1200	1	150	8	2.5 x 2.5 x 3.6	9.8 x 7.2 x 4.3	47.2 x 39.4 x 40.2
45342-3	45342-8	45342-3	6	1.3	0.176	1200	1	150	8	2.5 x 2.5 x 3.6	9.8 x 7.2 x 4.3	47.2 x 39.4 x 40.2
42614-8	42614-9	42614-4	6	1.3	0.176	1200	1	150	8	2.5 x 2.5 x 3.6	9.8 x 7.2 x 4.3	47.2 x 39.4 x 40.2
42615-5	42615-6	42615-1	6	1.3	0.176	1200	1	150	8	2.5 x 2.5 x 3.6	9.8 x 7.2 x 4.3	47.2 x 39.4 x 40.2
42616-3	42616-3	42616-8	6	1.3	0.176	1200	1	150	8	2.5 x 2.5 x 3.6	9.8 x 7.2 x 4.3	47.2 x 39.4 x 40.2
42617-1	42617-0	42617-5	6	1.3	0.176	1200	1	150	8	2.5 x 2.5 x 3.6	9.8 x 7.2 x 4.3	47.2 x 39.4 x 40.2

See bottom of page 39 for Warnings, Cautions and Instructions.



Accent and spot lighting

Philips LED Single Optic PAR30S Lamps with AirFlux Technology provide superior lighting aesthetics and optimal thermal efficiency in a sleek, lightweight design.

Features

- Single Optic lamps deliver greater visual comfort and increase merchandise “pop”
- Sleek, lightweight, finless design
- Excellent light output and candle power
- Emit virtually no UV/IR light in the beam
- Bright white light with uniform beam distribution
- Contains no mercury

Benefits

- Single Optic maximizes focus on merchandise with improved visual comfort
- Blend seamlessly into existing track luminaires
- Will not fade colors, avoids inventory spoilage
- Long rated average life—reduced maintenance cost
- Low energy use and waste—better for the environment

Applications

- Track luminaires
- Accent lighting in retail, hospitality, office and residential spaces





Accent with higher performance Philips LED Single Optic PAR30S Lamps



Ordering, Electrical and Technical Data (Subject to change without notice)

Product Number	Ordering Description	Nom. (watts)	Bulb	Base	Volts	Beam Angle	Rated Avg. Life ¹ (hours)	Approx. Lumens ²	Approx. MBCP ^{2,3}	CRI	Color Temp. (Kelvin)	MOL (in.)	Key	
PAR30S (Short) LED Single Optic – Standard Halogen 75W ENERGY STAR® Equivalent†												Gen. 2 Dimmable		
✓	43526-3	12.5PAR30S/S15/827 DIM AF SO	12.5	PAR30S	Med.	120	15°	25,000	850	7400	80	2700	3.5	A
✓	43527-1	12.5PAR30S/S15/830 DIM AF SO	12.5	PAR30S	Med.	120	15°	25,000	900	7900	80	3000	3.5	A
✓	43529-7	12.5PAR30S/F25/827 DIM AF SO	12.5	PAR30S	Med.	120	25°	25,000	850	5000	80	2700	3.5	A
✓	43530-5	12.5PAR30S/F25/830 DIM AF SO	12.5	PAR30S	Med.	120	25°	25,000	900	5300	80	3000	3.5	A
✓	43531-3	12.5PAR30S/F25/840 DIM AF SO	12.5	PAR30S	Med.	120	25°	25,000	950	5500	80	4000	3.5	A
✓	43532-1	12.5PAR30S/F35/827 DIM AF SO	12.5	PAR30S	Med.	120	35°	25,000	850	2400	80	2700	3.5	A
✓	43533-9	12.5PAR30S/F35/830 DIM AF SO	12.5	PAR30S	Med.	120	35°	25,000	900	2500	80	3000	3.5	A
✓	43534-7	12.5PAR30S/F35/840 DIM AF SO	12.5	PAR30S	Med.	120	35°	25,000	950	2700	80	4000	3.5	A
PAR30S (Short) LED Single Optic – Standard Halogen 75W ENERGY STAR® Equivalent†												Gen. 1 Non-Dimmable		
X	43236-9	12PAR30S/S15 2700 ND AF SO	12	PAR30S	Med.	120	15°	25,000	850	7400	83	2700	3.5	A
X	43237-7	12PAR30S/S15 3000 ND AF SO	12	PAR30S	Med.	120	15°	25,000	850	7900	83	3000	3.5	A
X	43238-5	12PAR30S/S15 4000 ND AF SO	12	PAR30S	Med.	120	15°	25,000	900	8500	83	4000	3.5	A
✓	42692-4	12PAR30S/F25 2700 AF SO	12	PAR30S	Med.	120	25°	25,000	850	5000	83	2700	3.5	A
✓	43296-2	12PAR30S/F25 2700 AF SO-B	12	PAR30S	Med.	120	25°	25,000	850	5000	83	2700	3.5	B
X	42693-2	12PAR30S/F25 3000 AF SO	12	PAR30S	Med.	120	25°	25,000	900	5300	83	3000	3.5	A
✓	43297-0	12PAR30S/F25 3000 AF SO-B	12	PAR30S	Med.	120	25°	25,000	900	5300	83	3000	3.5	B
✓	43137-9	12PAR30S/F25 3500 AF SO	12	PAR30S	Med.	120	25°	25,000	950	5300	84	3500	3.5	A
X	42694-0	12PAR30S/F25 4000 AF SO	12	PAR30S	Med.	120	25°	25,000	950	5500	83	4000	3.5	A
✓	42695-6	12PAR30S/F35 2700 AF SO	12	PAR30S	Med.	120	35°	25,000	850	1850	83	2700	3.5	A
X	42696-4	12PAR30S/F35 3000 AF SO	12	PAR30S	Med.	120	35°	25,000	900	1960	83	3000	3.5	A
✓	43138-7	12PAR30S/F35 3500 AF SO	12	PAR30S	Med.	120	25°	25,000	950	2000	84	3500	3.5	A
X	42697-2	12PAR30S/F35 4000 AF SO	12	PAR30S	Med.	120	35°	25,000	950	2100	83	4000	3.5	A

1. Rated average life is based on engineering testing and probability analysis.
 2. Based on photometric testing consistent with IES LM-79.
 3. Maximum Beam Candle Power.
 ✓ Uses AirFlux Technology.
 ✓ ENERGY STAR® Certified LED Lamp.
 ✓ Available on 3/10/15
 X Orders will be shipped until inventory is depleted; no longer manufactured.

† All Philips LED PAR, BR, and MR16 equivalencies for light output are based upon the ENERGY STAR® Integral LED Lamp Center Beam Intensity Benchmark tool which can be found at: www.ENERGYSTAR.gov/LEDbulbs, LED Light Bulbs for Partners, Program Requirements PDF, Page 11. A-shape and decorative candles are calculated on lumen values, not the ENERGY STAR® Integral LED Lamp Center Beam Intensity Benchmark tool.

This energy saving example shows an application of 100 lamps in a space currently using a 75W halogen PAR30S, operating 4,000 hours per year at a cost of \$0.11 per kWh. Your actual savings may vary depending on the energy costs in your geographic location.

Replacing 100 halogen 75W PAR30S lamps with the Philips 12W LED PAR30S can provide significant energy cost savings of \$2,772.00 per year! Potential savings from the reduction in HVAC costs as a result of using a lower wattage lamp that emits less heat is an additional benefit not included in this example.

Saving Solution		
Estimated Lighting Costs Using a...	Standard 75W PAR30S Halogen Lamp	Philips 12W LED PAR30S Lamp
Present Wattage	75 Watts	12 Watts
x Annual Operating Hours	4,000 hours	4,000 hours
	= 300,000 watt-hours	= 48,000 watt-hours
+1,000 =	= 300 kWh per year	= 48 kWh per year
x kWh rate of \$0.11	= \$33.00 per year	= \$5.28 per year
x 100 lamps per space	= \$3,300.00 annual energy cost per space	= \$528.00 annual energy cost per space
	Total Estimated Annual Savings^B	= \$2,772.00

A) The 12W PAR30S at 3120 candela compared to the 75W halogen PAR30S at 2910 candela.

B) Based on 100 lamps per space operating at 4,000 hours per year.

Shipping Data (Subject to change without notice)

Product Number	SKU UPC (0-46677)	Outer Bar Code (5-00-46677)	Case Qty.	Case Weight (lbs.)	Case Cube (cu. ft.)	Pallet Qty.	Lamps/ SKU	SKUs/ Layer	Layers High	SKU Dimensions (w x d x h, in.)	Case Dimensions (w x d x h, in.)	Pallet Dimensions (w x d x h, in.)
PAR30S (Short) LED Single Optic – Standard Halogen 75W ENERGY STAR® Equivalent											Gen. 2 Dimmable	
43526-3	43526-4	43526-9	6	3.67	0.361	1080	1	120	9	3.6 x 3.6 x 4.0	11.4 x 11.4 x 4.8	48.0 x 40.0 x 43.6
43527-1	43527-1	43527-6	6	3.67	0.361	1080	1	120	9	3.6 x 3.6 x 4.0	11.4 x 11.4 x 4.8	48.0 x 40.0 x 43.6
43529-7	43529-5	43529-0	6	3.67	0.361	1080	1	120	9	3.6 x 3.6 x 4.0	11.4 x 11.4 x 4.8	48.0 x 40.0 x 43.6
43530-5	43530-1	43530-6	6	3.67	0.361	1080	1	120	9	3.6 x 3.6 x 4.0	11.4 x 11.4 x 4.8	48.0 x 40.0 x 43.6
43531-3	43531-8	43531-3	6	3.67	0.361	1080	1	120	9	3.6 x 3.6 x 4.0	11.4 x 11.4 x 4.8	48.0 x 40.0 x 43.6
43532-1	43532-5	43532-0	6	3.67	0.361	1080	1	120	9	3.6 x 3.6 x 4.0	11.4 x 11.4 x 4.8	48.0 x 40.0 x 43.6
43533-9	43533-2	43533-7	6	3.67	0.361	1080	1	120	9	3.6 x 3.6 x 4.0	11.4 x 11.4 x 4.8	48.0 x 40.0 x 43.6
43534-7	43534-9	43534-4	6	3.67	0.361	1080	1	120	9	3.6 x 3.6 x 4.0	11.4 x 11.4 x 4.8	48.0 x 40.0 x 43.6
PAR30S (Short) LED Single Optic – Standard Halogen 75W ENERGY STAR® Equivalent											Gen. 1 Non-Dimmable	
43236-9	43236-2	43236-7	6	5.59	0.328	672	1	96	7	4.0 x 4.0 x 4.9	12.6 x 8.4 x 5.3	47.2 x 39.4 x 43.1
43237-7	43237-9	43237-4	6	5.59	0.328	672	1	96	7	4.0 x 4.0 x 4.9	12.6 x 8.4 x 5.3	47.2 x 39.4 x 43.1
43238-5	43238-6	43238-1	6	5.59	0.328	672	1	96	7	4.0 x 4.0 x 4.9	12.6 x 8.4 x 5.3	47.2 x 39.4 x 43.1
42692-4	42692-7	42692-2	6	5.59	0.328	672	1	96	7	4.0 x 4.0 x 4.9	12.6 x 8.4 x 5.3	47.2 x 39.4 x 43.1
43296-2	43296-6	43296-1	6	5.59	0.328	672	1	96	7	4.0 x 4.0 x 4.9	12.6 x 8.4 x 5.3	47.2 x 39.4 x 43.1
42693-2	42693-4	42693-9	6	5.59	0.328	672	1	96	7	4.0 x 4.0 x 4.9	12.6 x 8.4 x 5.3	47.2 x 39.4 x 43.1
43297-0	43297-3	43297-8	6	5.59	0.328	672	1	96	7	4.0 x 4.0 x 4.9	12.6 x 8.4 x 5.3	47.2 x 39.4 x 43.1
43137-9	43137-2	43137-7	6	5.59	0.328	672	1	96	7	4.0 x 4.0 x 4.9	12.6 x 8.4 x 5.3	47.2 x 39.4 x 43.1
42694-0	42694-1	42694-6	6	5.59	0.328	672	1	96	7	4.0 x 4.0 x 4.9	12.6 x 8.4 x 5.3	47.2 x 39.4 x 43.1
42695-6	42695-8	42695-3	6	5.59	0.328	672	1	96	7	4.0 x 4.0 x 4.9	12.6 x 8.4 x 5.3	47.2 x 39.4 x 43.1
42696-4	42696-5	42696-0	6	5.59	0.328	672	1	96	7	4.0 x 4.0 x 4.9	12.6 x 8.4 x 5.3	47.2 x 39.4 x 43.1
43138-7	43138-9	43138-4	6	5.59	0.328	672	1	96	7	4.0 x 4.0 x 4.9	12.6 x 8.4 x 5.3	47.2 x 39.4 x 43.1
42697-2	42697-2	42697-7	6	5.59	0.328	672	1	96	7	4.0 x 4.0 x 4.9	12.6 x 8.4 x 5.3	47.2 x 39.4 x 43.1

See bottom of page 39 for Warnings, Cautions and Instructions.



Spot and general lighting

Philips LED Single Optic PAR30L Lamps with AirFlux Technology

improves shopping experience with superior lighting aesthetics and optimal thermal efficiency in a sleek, lightweight design.

Features

- Single Optic lamps deliver greater visual comfort and increase merchandise “pop”
- Sleek, lightweight, finless design
- Excellent light output and candle power
- Emit virtually no UV/IR light in the beam
- Uniform beam distribution
- Smooth dimming to 10% of full light levels*
- Contains no mercury

Benefits

- Integrates seamlessly into existing recessed luminaires
- Will not fade colors, avoids inventory spoilage
- Focus light where it's needed most
- Long rated average life—reduced maintenance cost
- Low energy use and waste—better for the environment

Applications

- Track and recessed luminaires
- General lighting in single, hospitality, office and residential spaces

* Dimmable when using leading and trailing edge dimmers. See Philips Website (www.philips.com/ledtechguide) for compatible dimmers.





Excellent uniformity with Philips LED Single Optic PAR30L Lamps



Ordering, Electrical and Technical Data (Subject to change without notice)

Product Number	Ordering Description	Nom. (watts)	Bulb	Base	Volts	Beam Angle (hours)	Rated Avg. Life ¹	Approx. Lumens ²	Approx. MBCP ^{2,3}	CRI	Color Temp. (Kelvin)	MOL (in.)	Key
PAR30L (Long) LED Single Optic – Standard Halogen 75W ENERGY STAR® Equivalent†													
43012-4	12PAR30L/F25 2700 DIM RO AF 6/1	12	PAR30L	Med.	120V	25°	25,000	850	5000	80	2700	4.4	A
43013-2	12PAR30L/F25 3000 DIM RO AF 6/1	12	PAR30L	Med.	120V	25°	25,000	900	5300	80	3000	4.4	A
43014-0	12PAR30L/F25 4000 DIM RO AF 6/1	12	PAR30L	Med.	120V	25°	25,000	950	5500	80	4000	4.4	A
43015-7	12PAR30L/F35 2700 DIM RO AF 6/1	12	PAR30L	Med.	120V	35°	25,000	850	1960	80	2700	4.4	A
43016-5	12PAR30L/F35 3000 DIM RO AF 6/1	12	PAR30L	Med.	120V	35°	25,000	850	1960	80	3000	4.4	A
43017-3	12PAR30L/F35 4000 DIM RO AF 6/1	12	PAR30L	Med.	120V	35°	25,000	950	2100	80	4000	4.4	A

1. Rated average life is based on engineering testing and probability analysis.

2. Based on photometric testing consistent with IES LM-79.

3. Maximum Beam Candle Power.

● Uses AirFlux Technology.

■ ENERGY STAR® Certified LED Lamp.

† All Philips LED PAR, BR, and MR16 equivalencies for light output are based upon the ENERGY STAR® Integral LED Lamp Center Beam Intensity Benchmark tool which can be found at: www.ENERGYSTAR.gov/LEDbulbs, LED Light Bulbs for Partners, Program Requirements PDF, Page 11. A-shape and decorative candles are calculated on lumen values, not the ENERGY STAR® Integral LED Lamp Center Beam Intensity Benchmark tool.

This energy saving example shows an application of 100 lamps in a space currently using a 75W halogen PAR30L, operating 4,000 hours per year at a cost of \$0.11 per kWh. Your actual savings may vary depending on the energy costs in your geographic location.

Replacing 100 halogen 75W PAR30L lamps with the Philips 12W LED PAR30L can provide significant energy cost savings of \$2,772.00 per year! Potential savings from the reduction in HVAC costs as a result of using a lower wattage lamp that emits less heat is an additional benefit not included in this example.

Saving Solution		
Estimated Lighting Costs Using a...	Standard 75W PAR30L Halogen Lamp	Philips 12W LED PAR30L Lamp
Present Wattage	75 Watts	12 Watts
x Annual Operating Hours	4,000 hours	4,000 hours
	= 300,000 watt-hours	= 48,000 watt-hours
÷1,000 =	= 300 kWh per year	= 48 kWh per year
x kWh rate of \$0.11	= \$33.00 per year	= \$5.28 per year
x 100 lamps per space	= \$3,300.00 annual energy cost per space	= \$528.00 annual energy cost per space
	Total Estimated Annual Savings^B	= \$2,772.00

A) The 12W PAR30L at 3120 candela compared to the 75W halogen PAR30L at 2910 candela.

B) Based on 100 lamps per space operating at 4,000 hours per year.

Shipping Data (Subject to change without notice)

Product Number	SKU UPC (0-46677)	Outer Bar Code (5-00-46677)	Case Qty.	Case Weight (lbs.)	Case Cube (cu. ft.)	Pallet Qty.	Lamps/ SKU	SKUs/ Layer	Layers High	SKU Dimensions (w x d x h, in.)	Case Dimensions (w x d x h, in.)	Pallet Dimensions (w x d x h, in.)
PAR30L (Long) LED Retail Optic – Standard Halogen 75W ENERGY STAR® Equivalent												
43012-4	43012-2	43012-7	6	5.59	0.328	672	1	96	7	4.0 x 4.0 x 4.9	12.6 x 8.4 x 5.3	47.2 x 39.4 x 43.1
43013-2	43013-9	43013-4	6	5.59	0.328	672	1	96	7	4.0 x 4.0 x 4.9	12.6 x 8.4 x 5.3	47.2 x 39.4 x 43.1
43014-0	43014-6	43014-1	6	5.59	0.328	672	1	96	7	4.0 x 4.0 x 4.9	12.6 x 8.4 x 5.3	47.2 x 39.4 x 43.1
43015-7	43015-3	43015-8	6	5.59	0.328	672	1	96	7	4.0 x 4.0 x 4.9	12.6 x 8.4 x 5.3	47.2 x 39.4 x 43.1
43016-5	43016-0	43016-5	6	5.59	0.328	672	1	96	7	4.0 x 4.0 x 4.9	12.6 x 8.4 x 5.3	47.2 x 39.4 x 43.1
43017-3	43017-7	43017-2	6	5.59	0.328	672	1	96	7	4.0 x 4.0 x 4.9	12.6 x 8.4 x 5.3	47.2 x 39.4 x 43.1

See bottom of page 39 for Warnings, Cautions and Instructions.



Accent and general lighting

Philips LED Single Optic PAR38 Lamps with **AirFlux Technology** improves visual experience with superior lighting aesthetics and optimal thermal efficiency in a sleek, lightweight design.

Features

- Single Optic lamps deliver greater visual comfort and increase merchandise “pop”
- Sleek, lightweight, finless design
- Excellent light output and candle power
- Emit virtually no UV/IR light in the beam
- Uniform beam distribution
- Smooth dimming to 10% of full light levels*
- Contains no mercury

Benefits

- Single Optic maximizes focus on merchandise with improved visual comfort
- Blend seamlessly into existing luminaires
- Will not fade colors, avoids inventory spoilage
- Create contrast and depth
- Long rated average life—reduced maintenance cost
- Low energy use and waste—better for the environment

Applications

- Track and recessed luminaires
- Accent and general lighting in retail, hospitality, office, museum and residential spaces

* Dimmable when using leading and trailing edge dimmers. See Philips Website (www.philips.com/ledtechguide) for compatible dimmers.





Highlight with Philips LED Single Optic PAR38 Lamps



Ordering, Electrical and Technical Data (Subject to change without notice)

Product Number	Ordering Description	Nom. (watts)	Bulb	Base	Volts	Beam Angle	Rated Avg. Life ¹ (hours)	Approx. Lumens ²	Approx. MBCP ^{2,3}	CRI	Color Temp. (Kelvin)	MOL (in.)	Key	
PAR38 LED – Standard Halogen 90W ENERGY STAR® Equivalent†														
45343-1	15PAR38/F25 3000 ULW DIM 6/1	15	PAR38	Med.	120	25°	25,000	1050	4400	80	3000	5.2	A	
PAR38 LED – Standard Halogen 75W ENERGY STAR® Equivalent†														
45472-8	13PAR38/F25/827 DIM AF SO	13	PAR38	Med.	120	25°	25,000	900	5300	80	2700	5.2	B	
45473-6	13PAR38/F25/830 DIM AF SO	13	PAR38	Med.	120	25°	25,000	950	5500	80	3000	5.2	B	
45474-4	13PAR38/F35/827 DIM AF SO	13	PAR38	Med.	120	35°	25,000	900	2600	80	2700	5.2	B	
45475-1	13PAR38/F35/830 DIM AF SO	13	PAR38	Med.	120	35°	25,000	950	2750	80	3000	5.2	B	
PAR38 LED – Standard Halogen 120W ENERGY STAR® Equivalent†														
43535-4	17PAR38/S15/827 DIM AF SO	17	PAR38	Med.	120	15°	25,000	1200	10000	80	2700	5.2	B	
43536-2	17PAR38/S15/830 DIM AF SO	17	PAR38	Med.	120	15°	25,000	1250	10500	80	3000	5.2	B	
43537-0	17PAR38/S15/840 DIM AF SO	17	PAR38	Med.	120	15°	25,000	1300	11000	80	4000	5.2	B	
43538-8	17PAR38/F25/827 DIM AF SO	17	PAR38	Med.	120	25°	25,000	1200	6800	80	2700	5.2	B	
43539-6	17PAR38/F25/830 DIM AF SO	17	PAR38	Med.	120	25°	25,000	1250	7100	80	3000	5.2	B	
43540-4	17PAR38/F25/840 DIM AF SO	17	PAR38	Med.	120	25°	25,000	1300	7500	80	4000	5.2	B	
43541-2	17PAR38/F35/827 DIM AF SO	17	PAR38	Med.	120	35°	25,000	1200	3200	80	2700	5.2	B	
43542-0	17PAR38/F35/830 DIM AF SO	17	PAR38	Med.	120	35°	25,000	1250	3400	80	3000	5.2	B	
43543-8	17PAR38/F35/840 DIM AF SO	17	PAR38	Med.	120	35°	25,000	1300	3600	80	4000	5.2	B	
PAR38 LED – Standard Halogen 75W ENERGY STAR® Equivalent†														
X	43003-3	13PAR38/S15 2700 DIM AF SO	13	PAR38	Med.	120	15°	25,000	900	7700	80	2700	5.2	B
X	43004-1	13PAR38/S15 3000 DIM AF SO	13	PAR38	Med.	120	15°	25,000	950	8100	80	3000	5.2	B
X	43005-8	13PAR38/S15 4000 DIM AF SO	13	PAR38	Med.	120	15°	25,000	1000	8600	80	4000	5.2	B
X	43006-6	13PAR38/F25 2700 DIM AF SO	13	PAR38	Med.	120	25°	25,000	900	5300	80	2700	5.2	B
X	43007-4	13PAR38/F25 3000 DIM AF SO	13	PAR38	Med.	120	25°	25,000	950	5500	80	3000	5.2	B
X	43008-2	13PAR38/F25 4000 DIM AF SO	13	PAR38	Med.	120	25°	25,000	1000	5500	80	4000	5.2	B
X	43009-0	13PAR38/F35 2700 DIM AF SO	13	PAR38	Med.	120	35°	25,000	900	1980	80	2700	5.2	B
X	43010-8	13PAR38/F35 3000 DIM AF SO	13	PAR38	Med.	120	35°	25,000	950	2100	80	3000	5.2	B
X	43011-6	13PAR38/F35 4000 DIM AF SO	13	PAR38	Med.	120	35°	25,000	1000	2200	80	4000	5.2	B
PAR38 LED – Standard Halogen 120W ENERGY STAR® Equivalent†														
X	43000-9	19PAR38/S15 2700 DIM AF SO	19	PAR38	Med.	120	15°	25,000	1200	10,000	80	2700	5.2	B
X	43001-7	19PAR38/S15 3000 DIM AF SO	19	PAR38	Med.	120	15°	25,000	1250	11,000	80	3000	5.2	B
X	43002-5	19PAR38/S15 4000 DIM AF SO	19	PAR38	Med.	120	15°	25,000	1300	11,000	80	4000	5.2	B
X	42908-4	19PAR38/F25 2700 DIM AF SO	19	PAR38	Med.	120	25°	25,000	1180	6800	80	2700	5.2	B
X	43298-8	19PAR38/F25 2700 DIM AF SO-B	19	PAR38	Med.	120	25°	25,000	1190	6000	80	2700	5.2	C
X	42909-2	19PAR38/F25 3000 DIM AF SO	19	PAR38	Med.	120	25°	25,000	1250	7100	80	3000	5.2	B
X	43299-6	19PAR38/F25 3000 DIM AF SO-B	19	PAR38	Med.	120	25°	25,000	1250	6500	80	3000	5.2	C
X	43201-3	19PAR38/F25 3000 DIM AF SO-S	19	PAR38	Med.	120	25°	25,000	1250	6500	80	3000	5.2	D
X	43139-5	19PAR38/F25 3500 DIM AF SO	12	PAR38	Med.	120	25°	25,000	1300	7500	85	3500	5.2	B
X	42910-0	19PAR38/F25 4000 DIM AF SO	19	PAR38	Med.	120	25°	25,000	1300	7500	80	4000	5.2	B
X	42911-8	19PAR38/F35 2700 DIM AF SO	19	PAR38	Med.	120	35°	25,000	1170	3200	80	2700	5.2	B
X	42912-6	19PAR38/F35 3000 DIM AF SO	19	PAR38	Med.	120	35°	25,000	1190	3400	80	3000	5.2	B
X	43140-3	19PAR38/F35 3500 DIM AF SO	12	PAR38	Med.	120	35°	25,000	1300	3600	85	3500	5.2	B
X	42913-4	19PAR38/F35 4000 DIM AF SO	19	PAR38	Med.	120	35°	25,000	1300	3600	80	4000	5.2	B

1. Rated average life is based on engineering testing and probability analysis.

2. Based on photometric testing consistent with IES LM-79.

3. Maximum Beam Candle Power.

● Uses AirFlux Technology.

■ ENERGY STAR® Certified LED Lamp. □ ENERGY STAR® Test in progress.

X Orders will be shipped until inventory is depleted; no longer manufactured.

† All Philips LED PAR, BR, and MR16 equivalencies for light output are based upon the ENERGY STAR® Integral LED Lamp Center Beam Intensity Benchmark tool which can be found at: www.ENERGYSTAR.gov/LEDbulbs, LED Light Bulbs for Partners, Program Requirements PDF, Page 11. A-shape and decorative candles are calculated on lumen values, not the ENERGY STAR® Integral LED Lamp Center Beam Intensity Benchmark tool.

This energy saving example shows an application of 100 lamps in a space currently using 120W halogen PAR38 lamps, operating 4,000 hours per year at a cost of \$0.11 per kWh.^A Your actual savings may vary depending on the energy costs in your geographic location.

Replacing 100 halogen 120W PAR38 lamps with Philips 17W LED PAR38 lamps can provide significant energy cost savings of \$4,532.00 per year! Potential savings from the reduction in HVAC costs as a result of using a lower wattage lamp that emits less heat is an additional benefit not included in this example.

Saving Solution		
Estimated Lighting Costs Using a...	Standard 120W PAR38 Halogen Lamp	Philips 17W LED PAR38 Lamp
Present Wattage	120 Watts	17 Watts
x Annual Operating Hours	4,000 hours	4,000 hours
	= 480,000 watt-hours	= 68,000 watt-hours
÷1,000 =	= 480 kWh per year	= 68 kWh per year
x kWh rate of \$0.11	= \$52.80 per year	= \$7.48 per year
x 100 lamps per space	= \$5,280.00 annual energy cost per space	= \$748.00 annual energy cost per space
	Total Estimated Annual Savings^B	= \$4,532.00

A) The 19W LED PAR38 at 7500 candela compared to the 120W halogen PAR38 at 5382 candela.

B) Based on 100 lamps per space operating at 4,000 hours per year.

Shipping Data (Subject to change without notice)

Product Number	SKU UPC (0-46677)	Outer Bar Code (5-00-46677)	Case Qty.	Case Weight (lbs.)	Case Cube (cu. ft.)	Pallet Qty.	Lamps/SKU	SKUs/Layer	Layers High	SKU Dimensions (w x d x h, in.)	Case Dimensions (w x d x h, in.)	Pallet Dimensions (w x d x h, in.)
PAR38 LED – Standard Halogen PAR38 90W ENERGY STAR® Equivalent												
45343-1	45343-5	45343-0	6	1.8	0.432	504	1	72	7	5.2 x 3.5 x 7.1	15.3 x 6.1 x 8.0	47.2 x 39.4 x 37.5
PAR38 LED – Standard Halogen PAR38 75W ENERGY STAR® Equivalent												Gen. 2
45472-8	45472-2	43003-5	6	6.11	0.549	504	1	72	7	4.8 x 4.8 x 5.4	15.1 x 10.3 x 6.1	48.0 x 40.0 x 43.7
45473-6	45473-9	43004-2	6	6.11	0.549	504	1	72	7	4.8 x 4.8 x 5.4	15.1 x 10.3 x 6.1	48.0 x 40.0 x 43.7
45474-4	45474-6	43005-9	6	6.11	0.549	504	1	72	7	4.8 x 4.8 x 5.4	15.1 x 10.3 x 6.1	48.0 x 40.0 x 43.7
45475-1	45475-3	43006-6	6	6.11	0.549	504	1	72	7	4.8 x 4.8 x 5.4	15.1 x 10.3 x 6.1	48.0 x 40.0 x 43.7
PAR38 LED – Standard Halogen 120W ENERGY STAR® Equivalent												Gen. 1
43535-4	43535-6	43007-3	6	6.11	0.549	504	1	72	7	4.8 x 4.8 x 5.4	15.1 x 10.3 x 6.1	48.0 x 40.0 x 43.7
43536-2	43536-3	43008-0	6	6.11	0.549	504	1	72	7	4.8 x 4.8 x 5.4	15.1 x 10.3 x 6.1	48.0 x 40.0 x 43.7
43537-0	43537-0	43009-7	6	6.11	0.549	504	1	72	7	4.8 x 4.8 x 5.4	15.1 x 10.3 x 6.1	48.0 x 40.0 x 43.7
43538-8	43538-7	43538-2	6	6.11	0.549	504	1	72	7	4.8 x 4.8 x 5.4	15.1 x 10.3 x 6.1	48.0 x 40.0 x 43.7
43539-6	43539-4	43539-9	6	6.11	0.549	504	1	72	7	4.8 x 4.8 x 5.4	15.1 x 10.3 x 6.1	48.0 x 40.0 x 43.7
43540-4	43540-0	43540-5	6	6.11	0.549	504	1	72	7	4.8 x 4.8 x 5.4	15.1 x 10.3 x 6.1	48.0 x 40.0 x 43.7
43541-2	43541-7	43541-2	6	6.11	0.549	504	1	72	7	4.8 x 4.8 x 5.4	15.1 x 10.3 x 6.1	48.0 x 40.0 x 43.7
43542-0	43542-4	43542-9	6	6.11	0.549	504	1	72	7	4.8 x 4.8 x 5.4	15.1 x 10.3 x 6.1	48.0 x 40.0 x 43.7
43543-8	43543-1	43543-6	6	6.11	0.549	504	1	72	7	4.8 x 4.8 x 5.4	15.1 x 10.3 x 6.1	48.0 x 40.0 x 43.7
PAR38 LED – Standard Halogen 75W ENERGY STAR® Equivalent												Gen. 1
43003-3	43003-0	43003-5	6	7.35	0.641	324	1	54	6	5.1 x 5.1 x 5.8	15.9 x 10.8 x 6.4	47.2 x 39.4 x 38.0
43004-1	43004-7	43004-2	6	7.35	0.641	324	1	54	6	5.1 x 5.1 x 5.8	15.9 x 10.8 x 6.4	47.2 x 39.4 x 38.0
43005-8	43005-4	43005-9	6	7.35	0.641	324	1	54	6	5.1 x 5.1 x 5.8	15.9 x 10.8 x 6.4	47.2 x 39.4 x 38.0
43006-6	43006-1	43006-6	6	7.35	0.641	324	1	54	6	5.1 x 5.1 x 5.8	15.9 x 10.8 x 6.4	47.2 x 39.4 x 38.0
43007-4	43007-8	43007-3	6	7.35	0.641	324	1	54	6	5.1 x 5.1 x 5.8	15.9 x 10.8 x 6.4	47.2 x 39.4 x 38.0
43008-2	43008-5	43008-0	6	7.35	0.641	324	1	54	6	5.1 x 5.1 x 5.8	15.9 x 10.8 x 6.4	47.2 x 39.4 x 38.0
43009-0	43009-2	43009-7	6	7.35	0.641	324	1	54	6	5.1 x 5.1 x 5.8	15.9 x 10.8 x 6.4	47.2 x 39.4 x 38.0
43010-8	43010-8	43010-3	6	7.35	0.641	324	1	54	6	5.1 x 5.1 x 5.8	15.9 x 10.8 x 6.4	47.2 x 39.4 x 38.0
43011-6	43011-5	43011-0	6	7.35	0.641	324	1	54	6	5.1 x 5.1 x 5.8	15.9 x 10.8 x 6.4	47.2 x 39.4 x 38.0
PAR38 LED – Standard Halogen 120W ENERGY STAR® Equivalent												Gen. 1
43000-9	43000-9	43000-4	6	7.35	0.641	324	1	54	6	5.1 x 5.1 x 5.8	15.9 x 10.8 x 6.4	47.2 x 39.4 x 38.0
43001-7	43001-6	43001-1	6	7.35	0.641	324	1	54	6	5.1 x 5.1 x 5.8	15.9 x 10.8 x 6.4	47.2 x 39.4 x 38.0
43002-5	43002-3	43002-8	6	7.35	0.641	324	1	54	6	5.1 x 5.1 x 5.8	15.9 x 10.8 x 6.4	47.2 x 39.4 x 38.0
42908-4	42908-9	42908-4	6	7.35	0.641	324	1	54	6	5.1 x 5.1 x 5.8	15.9 x 10.8 x 6.4	47.2 x 39.4 x 38.0
43298-8	43298-0	43298-5	6	7.35	0.641	324	1	54	6	5.1 x 5.1 x 5.8	15.9 x 10.8 x 6.4	47.2 x 39.4 x 38.0
42909-2	42909-6	42909-1	6	7.35	0.641	324	1	54	6	5.1 x 5.1 x 5.8	15.9 x 10.8 x 6.4	47.2 x 39.4 x 38.0
43299-6	43299-7	43299-2	6	7.35	0.641	324	1	54	6	5.1 x 5.1 x 5.8	15.9 x 10.8 x 6.4	47.2 x 39.4 x 38.0
43201-3	43201-0	43201-5	6	7.35	0.641	324	1	54	6	5.1 x 5.1 x 5.8	15.9 x 10.8 x 6.4	47.2 x 39.4 x 38.0
43139-5	43139-6	43139-1	6	7.35	0.641	324	1	54	6	5.1 x 5.1 x 5.8	15.9 x 10.8 x 6.4	47.2 x 39.4 x 38.0
42910-0	42910-2	42910-7	6	7.35	0.641	324	1	54	6	5.1 x 5.1 x 5.8	15.9 x 10.8 x 6.4	47.2 x 39.4 x 38.0
42911-8	42911-9	42911-4	6	7.35	0.641	324	1	54	6	5.1 x 5.1 x 5.8	15.9 x 10.8 x 6.4	47.2 x 39.4 x 38.0
42912-6	42912-6	42912-1	6	7.35	0.641	324	1	54	6	5.1 x 5.1 x 5.8	15.9 x 10.8 x 6.4	47.2 x 39.4 x 38.0
43140-3	43140-2	43140-7	6	7.35	0.641	324	1	54	6	5.1 x 5.1 x 5.8	15.9 x 10.8 x 6.4	47.2 x 39.4 x 38.0
42913-4	42913-3	42913-8	6	7.35	0.641	324	1	54	6	5.1 x 5.1 x 5.8	15.9 x 10.8 x 6.4	47.2 x 39.4 x 38.0

See bottom of page 39 for Warnings, Cautions and Instructions.

Accent and spot lighting

Philips PAR LED lamps featuring Crisp White Technology produce sparkling whites and vibrant colors in a sleek design.

Superior Whites and Colors

- Brilliant whites that “pop”
- See finer details and subtle shades of white
- Brilliant colors across the spectrum
- Discover hidden textures and depth
- Single optic increases visual comfort and helps to improve the shopping experience
- 92 CRI, R9 > 60 for superior color rendering

Easy to experience

- Capture shoppers’ attention with dramatic lighting scenes and effects
- Reduce maintenance cycles
- Reduce operating cost
- Will not fade colors, avoids inventory spoilage

Applications

- Retail track and accent lighting
- Areas where subtle differences in whites are needed
- Great for jewelry stores and clothing retailers looking to stand out



This energy saving example shows an application of 100 lamps in a space currently using 90W halogen PAR38 lamps, operating 4,000 hours per year at a cost of \$0.11 per kWh^A. Your actual savings may vary depending on the energy costs in your geographic location.

Replacing 100 halogen 90W PAR38 lamps with Philips 14W LED PAR38 lamps can provide significant energy cost savings of \$3,344.00 per year! Potential savings from the reduction in HVAC costs as a result of using a lower wattage lamp that emits less heat is an additional benefit not included in this example.

Saving Solution		
Estimated Lighting Costs Using a...	Halogen 90W PAR38 Lamp	Philips 14W LED PAR38 Lamp
Present Wattage	90 Watts	14 Watts
x Annual Operating Hours	4,000 hours	4,000 hours
	= 360,000 watt-hours	= 56,000 watt-hours
÷1,000 =	= 360 kWh per year	= 56 kWh per year
x kWh rate of \$0.11	= \$39.60 per year	= \$6.16 per year
x 100 lamps per space	= \$3,960.00 annual energy cost per space	= \$616 annual energy cost per space
	Total Estimated Annual Savings^B	= \$3,344.00

A) The 14W PAR38 at 4200 candela compared to the 90W halogen PAR at 3697 candela

B) Based on 100 lamps per space operating at 4,000 hours per year.

Accent lighting with Philips LED PAR30S and PAR38 Lamps

Featuring Crisp White Technology



Ordering, Electrical and Technical Data (Subject to change without notice)

Product Number	Ordering Description	Nom. (watts)	Bulb	Base	Volts	Beam Angle	Rated Avg. Life ¹ (hours)	Approx. Lumens ²	Approx. MBCP ^{2,3}	CRI	Color Temp. (Kelvin)	MOL (in.)	Key
Philips PAR30S LED Featuring Crisp White Technology[†]													
43492-8	12.5PAR30S/S15/CW 3000 AF SO	12.5	PAR30S	Med.	120	15°	50,000	780	6300	92	3000	3.5	A
43493-6	12.5PAR30S/S15/CW 3000 AF SO-B	12.5	PAR30S	Med.	120	15°	50,000	780	6300	92	3000	3.5	B
43494-4	12.5PAR30S/F25/CW 3000 AF SO	12.5	PAR30S	Med.	120	25°	50,000	780	3500	92	3000	3.5	A
Philips PAR38 LED Featuring Crisp White Technology[†]													
43495-0	14PAR38/S15/CW 3000 AF SO	14	PAR38	Med.	120	15°	50,000	900	9200	92	3000	3.5	C
43496-8	14PAR38/F25/CW 3000 AF SO	14	PAR38	Med.	120	25°	50,000	900	4200	92	3000	3.5	C

1. Rated average life is based on engineering testing and probability analysis.

2. Based on photometric testing consistent with IES LM-79.

3. Maximum Beam Candle Power.

● Uses AirFlux Technology.

■ ENERGY STAR[®] Certified LED Lamp.

[†] All Philips LED PAR, BR, and MR16 equivalencies for light output are based upon the ENERGY STAR[®] Integral LED Lamp Center Beam Intensity Benchmark tool which can be found at: www.ENERGYSTAR.gov/LEDbulbs, LED Light Bulbs for Partners, Program Requirements PDF, Page 11. A-shape and decorative candles are calculated on lumen values, not the ENERGY STAR[®] Integral LED Lamp Center Beam Intensity Benchmark tool.

Shipping Data (Subject to change without notice)

Product Number	SKU UPC (0-46677)	Outer Bar Code (5-00-46677)	Case Qty.	Case Weight (lbs.)	Case Cube (cu. ft.)	Pallet Qty.	Lamps/ SKU	SKUs/ Layer	Layers High	SKU Dimensions (w x d x h, in.)	Case Dimensions (w x d x h, in.)	Pallet Dimensions (w x d x h, in.)
Philips PAR30S LED Featuring Crisp White Technology												
43492-8	43492-2	43492-7	6	5.59	0.328	672	1	96	7	4.0 x 4.0 x 4.9	12.6 x 8.4 x 5.3	47.2 x 39.4 x 43.1
43493-6	43493-9	43493-4	6	5.59	0.328	672	1	96	7	4.0 x 4.0 x 4.9	12.6 x 8.4 x 5.3	47.2 x 39.4 x 43.1
43494-4	43494-6	43494-1	6	5.59	0.328	672	1	96	7	4.0 x 4.0 x 4.9	12.6 x 8.4 x 5.3	47.2 x 39.4 x 43.1
Philips PAR38 LED Featuring Crisp White Technology												
43495-0	43495-3	43495-8	6	7.35	0.641	324	1	54	6	5.1 x 5.1 x 5.8	15.9 x 10.8 x 6.4	47.2 x 39.4 x 38.0
43496-8	43496-0	43496-5	6	7.35	0.641	324	1	54	6	5.1 x 5.1 x 5.8	15.9 x 10.8 x 6.4	47.2 x 39.4 x 38.0

See bottom of page 39 for Warnings, Cautions and Instructions.

Decorative lighting

Philips DiamondSpark LED dimmable candle lamps incorporate a revolutionary new prism that allows the optics to radiate brilliant, clear and sparkling white LED light. The improved light quality provides beautiful sparkle from every angle – even when dimmed in the most intimate of light levels.

Energy saving LED candle lamps

- 25,000-hour rated average life[†]
- 2.5W LED candle (180 Lumens) saves 22.5 watts of energy when compared to a standard 25W incandescent candle[‡]
- 4.5W candle (320 Lumens) saves 35.5 watts of energy when compared to a standard 40W incandescent candle[§]
- 6.5W candle (530 Lumens) saves 53.5 watts of energy when compared to a standard 60W incandescent candle (500 Lumens)^{*}
- Smooth dimming to 10% of full light levels^{**}
- Emits virtually no UV/IR light in the beam
- Contains no mercury

Easy to experience

- Lowers maintenance costs by reducing re-lamp frequency
- Installs into existing candelabra and Medium base fixtures
- 3-year limited warranty depending upon operating hours[•]



[†] Rated average life based on engineering testing and probability analysis.

[‡] Light output from the 3.5W LED candle is 180 lumens compared to 150 lumens for a standard 25W incandescent candle.

[§] Light output from the 4.5W LED candle is 320 lumens compared to 300 lumens for a standard 40W incandescent candle.

^{*} Light output from the 6.5W LED candle is 530 lumens compared to 500 lumens for a standard 60W incandescent candle.

^{**} Dimmable when using leading and trailing edge dimmers (see Philips Website: www.philips.com/ledtechguide for compatible leading and trailing edge dimmers).

[•] For details see: visit www.philips.com/warranties.

Decorative Philips LED Candle and Globe Lamps



Ordering, Electrical and Technical Data (Subject to change without notice)

Product Number	Ordering Description	Nom. (watts)	Bulb	Base	Dim	Volts	Rated Avg. Life ¹ (hours)	Approx. Lumens ²	CRI	Color Temp.	MOL (Kelvin)	Key (in.)
Standard Incandescent Candle 25W ENERGY STAR® Equivalent[†]												
43514-9	2.5B13/2700-E12 DIM 8/1	2.5	B13	Cand.	Y	120	25,000	180	80	2700	4.4	B
Standard Incandescent Candle 40W ENERGY STAR® Equivalent[†]												
45183-1	4.5B13/2700-E12 FR 8/1	4.5	B13	Cand.	N	120	25,000	330	80	2700	4.4	G
43515-6	4.5B13/2700-E12 DIM 8/1	4.5	B13	Cand.	Y	120	25,000	330	80	2700	4.4	B
43516-4	4.5BA13/2700-E12 DIM 8/1	4.5	BA13	Cand.	Y	120	25,000	330	80	2700	5.2	A
43517-2	4.5B13/2700-E26 DIM 8/1	4.5	B13	Med.	Y	120	25,000	330	80	2700	4.4	C
Standard Incandescent Candle 60W ENERGY STAR® Equivalent[†]												
43518-0	6.5F15/2700-E26 DIM 8/1	6.5	F15	Med.	Y	120	25,000	530	80	2700	4.4	D
45281-3	6.5B13/2700-E26 DIM 8/1	6.5	B13	Med.	Y	120	25,000	530	80	2700	4.4	C
Standard Incandescent Globe 40W Equivalent[†]												
41619-8	BC9G25/AMB/2700	9	G25	Med.	N	120	25,000	450	80	2700	4.3	H
Standard Incandescent A19 and G25 40W Equivalent[†]												
45448-8	4.5A19/LED/827 DIM	4.5	A19	Med.	Y	120	25,000	330	80	2700	4.2	E
45449-6	4.5G25/2700 DIM	4.5	G25	Med.	Y	120	25,000	330	80	2700	4.6	F

1. Rated average life is based on engineering testing and probability analysis.

2. Based on photometric testing consistent with IES LM-79.

■ ENERGY STAR® Certified LED Lamp.

† All Philips LED PAR, BR, and MR16 equivalencies for light output are based upon the ENERGY STAR® Integral LED Lamp Center Beam Intensity Benchmark tool which can be found at: www.ENERGYSTAR.gov/LEDbulbs, LED Light Bulbs for Partners, Program Requirements PDF, Page 11. A-shape and decorative candles are calculated on lumen values, not the ENERGY STAR® Integral LED Lamp Center Beam Intensity Benchmark tool.

Shipping Data (Subject to change without notice)

Product Number	SKU UPC (0-46677)	Outer Bar Code (5-00-46677)	Case Qty.	Case Weight (lbs.)	Case Cube (cu. ft.)	Pallet Qty.	Lamps/SKU	SKUs/Layer	Layers High	SKU Dimensions (w x d x h, in.)	Case Dimensions (w x d x h, in.)	Pallet Dimensions (w x d x h, in.)
Standard A19 Incandescent 25W ENERGY STAR® Equivalent												
43514-9	43514-1	43514-6	8	0.8	0.06	3840	1	640	6	1.8 x 1.8 x 4.9	7.5 x 4.0 x 5.5	47.2 x 39.4 x 39.0
Standard Incandescent Candle 40W ENERGY STAR® Equivalent												
45183-1	45183-7	45183-2	8	0.8	0.06	3840	1	640	6	1.8 x 1.8 x 4.9	7.5 x 4.0 x 5.5	47.2 x 39.4 x 39.0
43515-6	43515-8	43515-3	8	0.8	0.06	3840	1	640	6	1.8 x 1.8 x 4.9	7.5 x 4.0 x 5.5	47.2 x 39.4 x 39.0
43516-4	43516-5	43516-0	8	0.99	0.11	2320	1	464	6	1.8 x 1.3 x 5.7	7.5 x 4.0 x 6.3	47.2 x 39.4 x 37.4
43517-2	43517-2	43517-7	8	0.8	0.06	3840	1	640	6	1.8 x 1.8 x 4.9	7.5 x 4.0 x 5.5	47.2 x 39.4 x 39.0
Standard Incandescent Candle 60W ENERGY STAR® Equivalent												
43518-0	43518-9	43518-4	8	0.8	0.06	3840	1	640	6	2.0 x 2.0 x 4.8	9.8 x 5.9 x 5.6	47.2 x 39.4 x 39.3
45281-3	45281-0	45281-5	8	0.8	0.06	3840	1	640	6	1.8 x 1.8 x 4.9	7.5 x 4.0 x 5.5	47.2 x 39.4 x 39.0
Standard Incandescent Globe 40W Equivalent												
41619-8	41619-5	41619-0	4	1.8	0.432	288	1	72	4	5.2 x 3.5 x 7.1	15.3 x 6.1 x 8.0	47.2 x 39.4 x 37.5
Standard Incandescent A19 and G25 40W Equivalent												
45448-8	45448-7	45448-2	8	2.19	0.261	1120	1	160	7	2.4 x 2.4 x 4.4	12.3 x 7.2 x 5.1	47.2 x 39.4 x 41.7
45449-6	45449-4	45449-9	8	2.42	0.359	720	1	120	6	2.9 x 2.9 x 4.8	14.2 x 8.1 x 5.4	47.2 x 39.4 x 38.5

See bottom of page 39 for Warnings, Cautions and Instructions.

General lighting

Philips LED R20, BR30 and BR40 Dimmable Lamps with AirFlux Technology provide a soft, diffused light and smooth dimming that is ideal for recessed down lighting.

Features

- Diffused light with wide light distribution
- Sleek, lightweight, finless design
- Warm white light with increased lumens
- Smooth dimming to 10% of full light levels*
- Contains no mercury
- ENERGY STAR® certified BR30 and BR40
- BR30 (PN 45224-3) creates a cozy, warm glow effect when dimmed, similar to incandescent lamps

Benefits

- Integrate seamlessly into recessed downlight luminaires
- Reduce distractions in the ceiling
- Uniform light distribution with greater visual comfort
- Long rated average life—reduced maintenance cost
- Low energy use and waste—better for the environment

Applications

- Down-lighting in retail, hospitality, office and residential spaces

* Dimmable when using leading and trailing edge dimmers. See Philips Website (www.philips.com/ledtechguide) for compatible dimmers.



Airflux
TECHNOLOGY

This energy saving example shows an application of 100 lamps in a space currently using 65W incandescent BR30 lamps, operating 4,000 hours per year at a cost of \$0.11 per kWh.^A Your actual savings may vary depending on the energy costs in your geographic location.

Replacing 100 standard incandescent 65W BR30 lamps with Philips 9.5W LED BR30 lamps can provide significant energy cost savings of \$2,442.00 per year! Potential savings from the reduction in HVAC costs as a result of using a lower wattage lamp that emits less heat is an additional benefit not included in this example.

Saving Solution		
Estimated Lighting Costs Using a...	Standard 65W BR30 Incandescent Lamp	Philips 9.5W LED BR30 Lamp
Present Wattage	65 Watts	9.5 Watts
x Annual Operating Hours	4,000 hours	4,000 hours
	= 260,000 watt-hours	= 38,000 watt-hours
+1,000 =	= 260 kWh per year	= 38 kWh per year
x kWh rate of \$0.11	= \$28.60 per year	= \$4.18 per year
x 100 lamps per space	= \$2,860.00 annual energy cost per space	= \$418.00 annual energy cost per space
	Total Estimated Annual Savings^B	= \$2,442.00

A) The 9.5W LED BR30 at 730 lumens compared to the 65W standard BR30 incandescent at 650 lumens.

B) Based on 100 lamps per space operating at 4,000 hours per year.



Ambient lighting with Philips LED R20, BR30 and BR40 Lamps

Ordering, Electrical and Technical Data (Subject to change without notice)

Product Number	Ordering Description	Nom. (watts)	Bulb Base	Volts	Beam Angle	Rated Avg. Life ¹ (hours)	Approx. Lumens ²	CRI	Color Temp. (Kelvin)	MOL (in.)	Key
Standard Halogen R20 50W Equivalent[†]											
42881-3	8R20/END/F25 2700 DIM	8	BR30 Med.	120	90°	25,000	530	80	2700	3.5	A
Standard Halogen BR30 65W ENERGY STAR[®] Equivalent[†]											
45224-3	9.5BR30/2200-2700 DIM	9.5	BR30 Med.	120	90°	25,000	730	83	2700-2200	5.1	B
Standard Halogen BR40 65W ENERGY STAR[®] Equivalent[†]											
42056-2	12BR40/END/S90 2700-800 DIM AF	12	BR40 Med.	120	90°	25,000	800	82	2700	6.5	C

1. Rated average life is based on engineering testing and probability analysis.

2. Based on photometric testing consistent with IES LM-79.

Light dims to a warm glow, similar to incandescent

Uses AirFlux Technology.

ENERGY STAR[®] Certified LED Lamp.

[†] All Philips LED PAR, BR, and MR16 equivalencies for light output are based upon the ENERGY STAR[®] Integral LED Lamp Center Beam Intensity Benchmark tool which can be found at: www.ENERGYSTAR.gov/LEDbulbs, LED Light Bulbs for Partners, Program Requirements PDF, Page 11. A-shape and decorative candles are calculated on lumen values, not the ENERGY STAR[®] Integral LED Lamp Center Beam Intensity Benchmark tool.

Shipping Data (Subject to change without notice)

Product Number	SKU UPC (0-46677)	Outer Bar Code (5-00-46677)	Case Qty.	Case Weight (lbs.)	Case Cube (cu. ft.)	Pallet Qty.	Lamps/ SKU	SKUs/ Layer	Layers High	SKU Dimensions (w x d x h, in.)	Case Dimensions (w x d x h, in.)	Pallet Dimensions (w x d x h, in.)
Standard Halogen R20 50W ENERGY STAR[®] Equivalent												
42881-3	42881-5	42881-0	6	1.30	0.176	1200	1	50	8	2.5 x 2.5 x 3.6	9.8 x 7.2 x 4.3	47.2 x 39.4 x 40.2
Standard Halogen BR30 65W ENERGY STAR[®] Equivalent												
45224-3	45224-7	45224-2	6	6.24	0.159	300	1	60	5	4.1 x 4.1 x 5.7	14.7 x 10.4 x 6.4	47.2 x 37.4 x 37.5
Standard Halogen BR40 65W ENERGY STAR[®] Equivalent												
42056-2	42056-7	42056-2	6	7.52	0.223	240	1	60	4	5.1 x 5.1 x 7.3	15.9 x 10.8 x 8.0	47.2 x 37.4 x 37.6

See bottom of page 39 for Warnings, Cautions and Instructions.

General lighting

Philips LED A-Shape Dimmable Lamps provide a smart alternative to standard A-Shape incandescents, with longer life and excellent dimming performance.

Features

- Provides light all-around*
- Dimmable warm glow lighting effect
- Instant-on light
- Emits virtually no UV/IR light in the beam
- Warm white light
- Smooth dimming to 5% of full light levels
- Contains no mercury

Benefits

- Uniform light distribution
- Create the perfect ambience
- No warm up time—instant 100% light output
- Will not fade colors, avoids inventory spoilage
- Long rated average life—reduced maintenance cost
- Low energy use and waste—better for the environment

Applications

- Table and floor lamps, pendants, and wall sconces
- Ambient lighting in hotels, restaurants, retail and residential spaces

* Dimmable when using leading and trailing edge dimmers. See Philips Website (www.philips.com/ledtechguide) for compatible dimmers.



This energy saving example shows an application of 100 lamps in a space currently using 60W incandescent A19 lamps, operating 4,000 hours per year at a cost of \$0.11 per kWh.^A Your actual savings may vary depending on the energy costs in your geographic location.

Replacing 100 standard incandescent 60W A19 lamps with Philips 9.5W LED A19 lamps can provide significant energy cost savings of \$2,222.00 per year! Potential savings from the reduction in HVAC costs as a result of using a lower wattage lamp that emits less heat is an additional benefit not included in this example.

Saving Solution		
Estimated Lighting Costs Using a...	Standard 60W A19 Incandescent Lamp	Philips 11W LED A19 Lamp
Present Wattage	60 Watts	9.5 Watts
x Annual Operating Hours	4,000 hours	4,000 hours
	= 240,000 watt-hours	= 38,000 watt-hours
÷1,000 =	= 240 kWh per year	= 38 kWh per year
x kWh rate of \$0.11	= \$26.40 per year	= \$4.18 per year
x 100 lamps per space	= \$2,640.00 annual energy cost per space	= \$418.00 annual energy cost per space
	Total Estimated Annual Savings^B	= \$2,222.00

A) The 9.5W LED A19 at 800 lumens compared to the 60W standard A19 incandescent at 800 lumens.

B) Based on 100 lamps per space operating at 4,000 hours per year.



Ambient lighting with Philips LED A-Shape and 3-way Lamps

Ordering, Electrical and Technical Data (Subject to change without notice)

Product Number	Ordering Description	Nom. (watts)	Bulb	Base	Volts	Rated Avg. Life ¹ (hours)	Approx. Lumens ²	CRI	Color Temp. (Kelvin)	MOL (in.)	Key
Standard Incandescent A19 40W ENERGY STAR Equivalent[†]											
45331-6	6.5A19/2200-2700 DIM 120V	6.5	A19	Med.	120	25,000	450	80	2700-2200	4.0	A
45405-8	5.5A19/LED/5000 DIM	5.5	A19	Med.	120V	25,000	450	80	5000	4.0	A
Standard Incandescent A19 60W ENERGY STAR Equivalent[†]											
45331-6	9.5A19/2200-2700 DIM 120V	9.5	A19	Med.	120	25,000	800	80	2700-2200	4.0	A
45405-8	9A19/LED/5000 DIM	9	A19	Med.	120	25,000	800	80	5000	4.0	A
Standard Incandescent A19 75W ENERGY STAR Equivalent[†]											
43218-7	15A21/2700-WHT DIM	15	A21	Med.	120	25,000	1145	80	2700	4.8	B
43221-1	19A21/2700-WHT DIM	19	A21	Med.	120	25,000	1620	80	2700	4.8	B
Standard Incandescent A19 40W/60W/100W ENERGY STAR Equivalent[†]											
45336-5	20A21/END/2700 3W DIM	5/9/20	A21	Med.	120	25,000	470/840/1620	80	2700	4.95	C

1. Rated average life is based on engineering testing and probability analysis.

2. Based on photometric testing consistent with IES LM-79.

Light dims to a warm glow, similar to incandescent

ENERGY STAR[®] Certified LED Lamp.

[†] All Philips LED PAR and MR16 equivalencies for light output are based upon the ENERGY STAR[®] Integral LED Lamp Center Beam Intensity Benchmark tool which can be found at: www.ENERGYSTAR.gov/LEDbulbs, LED Light Bulbs for Partners, Program Requirements PDF, Page 11. A-shape and decorative candles are calculated on lumen values, not the ENERGY STAR[®] Integral LED Lamp Center Beam Intensity Benchmark tool.

Shipping Data (Subject to change without notice)

Product Number	SKU UPC (0-46677)	Outer Bar Code (5-00-46677)	Case Qty.	Case Weight (lbs.)	Case Cube (cu. ft.)	Pallet Qty.	Lamps/ SKU	SKUs/ Layer	Layers High	SKU Dimensions (w x d x h, in.)	Case Dimensions (w x d x h, in.)	Pallet Dimensions (w x d x h, in.)
Standard Incandescent A19 40W ENERGY STAR Equivalent												
45331-6	45331-2	45331-7	6	1.19	0.131	1584	1	264	6	7.7 x 5.3 x 5.5	8.4 x 5.6 x 4.8	7.7 x 5.3 x 5.5
45405-8	45405-0	45405-5	6	1.19	0.131	1584	1	264	6	7.7 x 5.3 x 5.5	8.4 x 5.6 x 4.8	7.7 x 5.3 x 5.5
Standard Incandescent A19 60W ENERGY STAR Equivalent												
45332-4	45332-9	45332-4	6	1.19	0.131	1584	1	264	6	7.7 x 5.3 x 5.5	8.4 x 5.6 x 4.8	7.7 x 5.3 x 5.5
45404-1	45404-3	45404-8	6	1.19	0.131	1584	1	264	6	7.7 x 5.3 x 5.5	8.4 x 5.6 x 4.8	7.7 x 5.3 x 5.5
Standard Incandescent A19 75W ENERGY STAR Equivalent												
43218-7	43218-8	43218-3	6	3.8	0.177	1224	1	204	6	2.7 x 2.7 x 5.5	8.6 x 5.8 x 6.1	47.2 x 39.4 x 42.3
43221-1	43221-8	43221-3	6	3.8	0.177	1224	1	204	6	2.7 x 2.7 x 5.5	8.6 x 5.8 x 6.1	47.2 x 39.4 x 42.3
Standard Incandescent A19 40W/60W/100W ENERGY STAR Equivalent												
45336-5	45336-7	45336-2	6	4.13	0.163	1224	1	204	6	2.7 x 2.7 x 5.1	8.5 x 5.8 x 5.7	47.2 x 39.4 x 39.7

See bottom of page 39 for Warnings, Cautions and Instructions.

General lighting

Philips SlimStyle A-Shape and BR30 Dimmable LED lamps are the same size as traditional lamps in a new, innovative slim design. Its dimmable, comfortable light is ideal for use in table and floor lamps, wall sconces, recessed lighting, downlights and pendant lighting.

Long lasting, energy efficient light

- Replaces 40W, 60W and 75W incandescent lamps
- BR30 replaces a 65W incandescent lamps
- Last up to 22.8 years*
- Low yearly energy costs

Easy to experience

- Provides soft, quality light similar to incandescents
- Available in Soft White (2700K)
- Will not fade fabrics or furnishings
- Contains no mercury
- Dimmable**

Innovative design

- Slim shape fits in most fixtures with a Medium base
- Rugged design ensures durability and is ideal for households that want to provide a sense of security for their family
- Provides light all-around*

(* , ** , ♦ See next page for footnotes)



This energy saving example shows an application of 100 lamps in a space currently using 65W BR30 lamps, operating 4,000 hours per year at a cost of \$0.11 per kWh^A. Your actual savings may vary depending on the energy costs in your geographic location.

Replacing 100 incandescent 65W BR30 lamps with Philips 9.5W LED SlimStyle BR30 lamps can provide significant energy cost savings of \$2,442.00 per year! Potential savings from the reduction in HVAC costs as a result of using a lower wattage lamp that emits less heat is an additional benefit not included in this example.

Saving Solution		
Estimated Lighting Costs Using a...	Halogen 65W BR30 Lamp	Philips 9.5W LED BR30 Lamp
Present Wattage	65 Watts	9.5 Watts
x Annual Operating Hours	4,000 hours	4,000 hours
	= 260,000 watt-hours	= 38,000 watt-hours
÷1,000 =	= 260 kWh per year	= 38 kWh per year
x kWh rate of \$0.11	= \$28.60 per year	= \$4.18 per year
x 100 lamps per space	= \$2,860.00 annual energy cost per space	= \$418.00 annual energy cost per space
	Total Estimated Annual Savings^B	= \$2,442.00

A) The 9.5W LED SlimStyle BR30 at 650 lumens compared to the 65W incandescent BR30 at 650 lumens.

B) Based on 100 lamps per space operating at 4000 hours per year.

Highlight with Philips LED SlimStyle A-Shape and BR30 Dimmable lamps



Ordering, Electrical and Technical Data (Subject to change without notice)

Product Number	Ordering Description	Nom. (watts)	Volts	Lamp Type	Base	Rated Avg. Life ¹ (hours)	Approx. Lumens ²	CRI	Color Temp. (Kelvin)	DIM	MOL (in.)	Key
Standard A19 Incandescent 40W ENERGY STAR® Equivalent†												
43367-2	8A19/SLIM/2700 DIM	8	120	A19	Med.	25,000	450	80	2700	Y	4.2	A
Standard A19 Incandescent 60W ENERGY STAR® Equivalent†												
43327-6	10.5A19/SLIM/2700 DIM	10.5	120	A19	Med.	25,000	800	80	2700	Y	4.2	A
Standard A21 Incandescent 75W ENERGY STAR® Equivalent†												
45277-1	13A21/SLIM/2700 DIM	13	120	A21	Med.	25,000	1100	80	2700	Y	5.3	B
Standard BR30 Incandescent 65W ENERGY STAR® Equivalent†												
45236-7	9.5BR30/SLIM/F90 2700	9.5	120	BR30	Med.	25,000	650	80	2700	Y	5.1	C

1. Rated average life based on engineering testing and probability analysis.

2. Based on photometric testing consistent with IES LM-79.

† ENERGY STAR® Certified LED Lamp.

† All Philips LED A-Type bulb equivalencies for light output are based upon the ENERGY STAR® Integral LED Lamp Center Beam Intensity Benchmark tool which can be found at: www.ENERGYSTAR.gov/LEDbulbs, LED Light Bulbs for Partners, Program Requirements PDF, Pg 11. A-shape bulbs are calculated on lumen values, not the ENERGY STAR® Integral LED Lamp Center Beam Intensity Benchmark tool.

* 22.8 years means rated average life based on engineering testing and probability analysis where the lamp is used on average 3 hrs/day, 7 days/week

** Dimmable when using leading and trailing edge dimmers (see Philips Website: www.philips.com/ledtechguide for compatible leading and trailing edge dimmers).

◆ This lamp provides a measured light distribution of 300 degrees. In use, this lamp give the appearance of light all-around (360 degrees).

Shipping Data (Subject to change without notice)

ENERGY STAR Testing	Product Number (0-46677)	SKU UPC (5-00-46677)	Outer Bar Code	Case Qty.	Case Weight (lbs.)	Case Cube (cu. ft.)	Pallet Qty.	SKUs/ Layer	Layers High	SKU Dimensions (w x d x h, in.)	Case Dimensions (w x d x h, in.)	Pallet Dimensions (w x d x h, in.)
Standard A19 Incandescent 40W ENERGY STAR® Equivalent												
Yes	43367-2	43367-3	43367-8	10	1.84	0.1578	2040	340	6	2.8 x 1.6 x 4.8	5.9 x 8.5 x 5.4	39.4 x 47.2 x 39.8
Standard A19 Incandescent 60W ENERGY STAR® Equivalent												
Yes	43327-6	43327-7	43327-2	10	1.84	0.1578	2040	340	6	2.8 x 1.6 x 4.8	5.9 x 8.5 x 5.4	39.4 x 47.2 x 39.8
Standard A21 Incandescent 75W ENERGY STAR® Equivalent												
Yes	45277-1	45277-3	45277-8	10	1.78	0.566	672	96	7	4.1 x 4.1 x 5.7	14.7 x 10.4 x 6.4	48.9 x 40.0 x 46.0
Standard BR30 Incandescent 65W ENERGY STAR® Equivalent												
Yes	45236-7	45236-0	45236-5	6	1.57	0.1589	300	60	5	4.1 x 4.1 x 5.7	14.7 x 10.4 x 6.4	47.2 x 39.4 x 37.8

See bottom of page 39 for Warnings, Cautions and Instructions.



General lighting

Philips InstantFit LED T8 Lamps are an ideal energy saving alternative to existing linear fluorescent luminaires.

Easy to experience

- Instant on, no flicker or buzz
- Fits into existing linear T8 fixtures
- Optimized performance with Instant Start ballasts[‡]
- Compatible with select Program Start ballasts[‡]
- Eliminates the need for rewiring and allows fixtures to maintain original UL and CSA compliance[†]
- NSF certified; safe for use in food-service applications

Energy savings

- 41% energy savings versus F32T8 electronic instant start systems[‡]


Sustainable lighting solution

- No mercury allows for non-hazardous waste disposal
- Emits virtually no UV/IR light in the beam
- Glass-free for use in food areas and refrigerated food displays
- 5 year limited warranty^{*}

Perfect for a wide range of applications

- Full light output in spaces with temperatures down to -4°F (-20°C)
- Perfect for applications with frequent “on/off” switching cycles
- Buildings that desire to be mercury free

(†, ‡, φ, ♦. See next page for footnotes)



This energy saving example shows an application of 100 lamps in a space currently using 32W T8 fluorescent system, operating 4,000 hours per year at a cost of \$0.11 per kWh.^A Your actual savings may vary depending on the energy costs in your geographic location.

Replacing 100 standard 32W T8 fluorescent lamps with Philips 16.5W LED T8 lamps can provide significant energy cost savings of \$682.00 per year! Potential savings from the reduction in HVAC costs as a result of using a lower wattage lamp that emits less heat is an additional benefit not included in this example.

Saving Solution		
Estimated Lighting Costs Using a...	Standard 32W T8 Fluorescent System	Philips 16.5W InstantFit LED T8 System
Present System Wattage	32 Watts	16.5 Watts
x Annual Operating Hours	4,000 hours	4,000 hours
	= 128,000 watt-hours	= 66,000 watt-hours
÷1,000 =	= 128 kWh per year	= 66 kWh per year
x kWh rate of \$0.11	= \$14.08 per year	= \$7.26 per year
x 100 lamps per space	= \$1,408.00 annual energy cost per space	= \$726.00 annual energy cost per space
	Total Estimated Annual Savings^B	= \$682.00

A) At normal ballast factor, 16.5W (System) InstantFit LED T8 is 1600 lumens compared to 2800 lumens for a typical 32W T8 fluorescent system

B) Based on 100 lamps per space operating at 4,380 hours per year.

Sustainable linear Philips LED InstantFit Lamps



Lamp Ordering, Electrical and Technical Data (Subject to change without notice)

Product Number	Ordering Description	Avg. LED System (watts)	Bulb	Base	Volts	Rated Avg. Life ¹ (hours)	Approx. Lumens ²	CRI	Color Temp. (Kelvin)	MOL (in.)	Key
LED T8 InstantFit Lamp - 4'											
45358-9	12T8/48-3000 IF 10/1	14.5	T8	G13	120-277, 347	50,000	1500	82	3000	48	A
■ 45359-7	12T8/48-3500 IF 10/1	14.5	T8	G13	120-277, 347	50,000	1500	82	3500	48	A
■ 45360-5	12T8/48-4000 IF 10/1	14.5	T8	G13	120-277, 347	50,000	1600	82	4000	48	A
■ 45361-3	12T8/48-5000 IF 10/1	14.5	T8	G13	120-277, 347	50,000	1650	82	5000	48	A
LED Instant Fit T8 - 4' High Output											
■ 43486-0	16.5T8/48-3000 IF 10/1	19	T8	G13	120-277, 347	50,000	2000	82	3000	48	A
■ 43487-8	16.5T8/48-3500 IF 10/1	19	T8	G13	120-277, 347	50,000	2000	82	3500	48	A
■ 43488-6	16.5T8/48-4000 IF 10/1	19	T8	G13	120-277, 347	50,000	2100	82	4000	48	A
■ 43489-4	16.5T8/48-5000 IF 10/1	19	T8	G13	120-277, 347	50,000	2150	82	5000	48	A
LED Instant Fit T8 - 3'											
45205-2	10.5T8/36-3000 IF 10/1	13	T8	G13	120-277, 347	50,000	1100	82	3000	36	A
45206-0	10.5T8/36-3500 -IF 10/1	13	T8	G13	120-277, 347	50,000	1160	82	3500	36	A
45207-8	10.5T8/36-4000 IF 10/1	13	T8	G13	120-277, 347	50,000	1200	82	4000	36	A
45208-6	10.5T8/36-5000 IF 10/1	13	T8	G13	120-277, 347	50,000	1270	82	5000	36	A
LED Instant Fit T8 - 2' High Output											
45201-1	8.5T8/24-3000 IF 10/1	10.5	T8	G13	120-277, 347	50,000	950	82	3000	24	A
■ 45202-9	8.5T8/24-3500 IF 10/1	10.5	T8	G13	120-277, 347	50,000	1040	82	3500	24	A
■ 45203-7	8.5T8/24-4000 IF 10/1	10.5	T8	G13	120-277, 347	50,000	1050	82	4000	24	A
■ 45204-5	8.5T8/24-5000 IF 10/1	10.5	T8	G13	120-277, 347	50,000	1100	82	5000	24	A
LED Instant Fit T8 U-Bent- 6' High Output											
45266-4	16.5T8/22.5-3000 IF-6U 10/1	19	U-Bent T8	G13	120-277, 347	50,000	2000	82	3000	22.5	B
45267-2	16.5T8/22.5-3500 IF-6U 10/1	19	U-Bent T8	G13	120-277, 347	50,000	2000	82	3500	22.5	B
45268-0	16.5T8/22.5-4000 IF-6U 10/1	19	U-Bent T8	G13	120-277, 347	50,000	2100	82	4000	22.5	B
45269-8	16.5T8/22.5-5000 IF-6U 10/1	19	U-Bent T8	G13	120-277, 347	50,000	2150	82	5000	22.5	B

† Must follow guidelines for installation from Philips Quick Installation Guide included with lamp shipment.

‡ (2) Lamp F32T8 Electronic Instant Start System with 0.88 Ballast Factor= 58 System Watts (2) Philips LED T8 InstantFit = 34 SystemWatts 58 - 34 = 24 SystemWatts Saved 24 / 58 = 41.4% Energy Saved

♣ Please refer to the InstantFit ballast compatibility guide @ www.philips.com/instantfit. Compatibility subject to change as additional ballasts are tested. If you do not see your ballast on the compatibility list please contact your local Philips Lighting representative.

◆ See warranty for terms and conditions at www.philips.com/warranties.

1. Tested to B50 L70 requirement.

2. Photometric testing consistent with IES LM-79.

■ This lamp is DLC qualified.

Shipping Data (Subject to change without notice)

Product Number (0-46677)	SKU UPC (5-00-46677)	Outer Bar Code	Case Qty.	Case Weight lbs.	Case Cube cu. ft.	Pallet Qty.	Lamps/ SKU	SKUs/ Layer	Layers High	SKU Dimensions (w x d x h, in.)	Case Dimensions (w x d x h, in.)	Pallet Dimensions (w x d x h, in.)
LED T8 InstantFit Lamp - 4'												
45358-9	45358-9	45358-4	10	4.6	.59	600	1	60	10	1.1 x 1.1 x 48.0	48.8 x 6.0 x 3.5	49.2 x 39.4 x 40.9
45359-7	45359-6	45359-1	10	4.6	.59	600	1	60	10	1.1 x 1.1 x 48.0	48.8 x 6.0 x 3.5	49.2 x 39.4 x 40.9
45360-5	45360-2	45360-7	10	4.6	.59	600	1	60	10	1.1 x 1.1 x 48.0	48.8 x 6.0 x 3.5	49.2 x 39.4 x 40.9
45361-3	45361-9	45361-4	10	4.6	.59	600	1	60	10	1.1 x 1.1 x 48.0	48.8 x 6.0 x 3.5	49.2 x 39.4 x 40.9
LED Instant Fit T8 - 4' High Output												
43486-0	43486-1	43486-6	10	4.6	.43	600	1	60	10	1.1 x 1.1 x 48.0	48.8 x 6.0 x 3.5	49.2 x 39.4 x 40.9
43487-8	43487-8	43487-3	10	4.6	.43	600	1	60	10	1.1 x 1.1 x 48.0	48.8 x 6.0 x 3.5	49.2 x 39.4 x 40.9
43488-6	43488-5	43488-0	10	4.6	.43	600	1	60	10	1.1 x 1.1 x 48.0	48.8 x 6.0 x 3.5	49.2 x 39.4 x 40.9
43489-4	43489-2	43489-7	10	4.6	.43	600	1	60	10	1.1 x 1.1 x 48.0	48.8 x 6.0 x 3.5	49.2 x 39.4 x 40.9
LED Instant Fit T8 - 3'												
45205-2	45205-6	45205-1	10	4.63	.43	700	1	70	10	1.1 x 1.1 x 36.0	36.5 x 6.0 x 3.4	47.2 x 39.4 x 39.6
45206-0	45206-3	45206-8	10	4.63	.43	700	1	70	10	1.1 x 1.1 x 36.0	36.5 x 6.0 x 3.4	47.2 x 39.4 x 39.6
45207-8	45207-0	45207-5	10	4.63	.43	700	1	70	10	1.1 x 1.1 x 36.0	36.5 x 6.0 x 3.4	47.2 x 39.4 x 39.6
45208-6	45208-7	45208-2	10	4.63	.43	700	1	70	10	1.1 x 1.1 x 36.0	36.5 x 6.0 x 3.4	47.2 x 39.4 x 39.6
LED Instant Fit T8 - 2' High Output												
45201-1	45201-8	45201-3	10	4.63	.43	700	1	70	10	1.1 x 1.1 x 36.0	36.5 x 6.0 x 3.4	47.2 x 39.4 x 39.6
45202-9	45202-5	45202-0	10	4.63	.43	700	1	70	10	1.1 x 1.1 x 36.0	36.5 x 6.0 x 3.4	47.2 x 39.4 x 39.6
45203-7	45203-2	45203-7	10	4.63	.43	700	1	70	10	1.1 x 1.1 x 36.0	36.5 x 6.0 x 3.4	47.2 x 39.4 x 39.6
45204-5	45204-9	45204-4	10	4.63	.43	700	1	70	10	1.1 x 1.1 x 36.0	36.5 x 6.0 x 3.4	47.2 x 39.4 x 39.6
LED Instant Fit T8 U-Bent- 6' High Output												
45266-4	45266-7	45266-2	10	5.95	1.19	300	1	100	3	1.1 x 7.2 x 23.0	23.1 x 7.5 x 11.9	47.2 x 39.4 x 41.4
45267-2	45267-4	45267-9	10	5.95	1.19	300	1	100	3	1.1 x 7.2 x 23.0	23.1 x 7.5 x 11.9	47.2 x 39.4 x 41.4
45268-0	45268-1	45268-6	10	5.95	1.19	300	1	100	3	1.1 x 7.2 x 23.0	23.1 x 7.5 x 11.9	47.2 x 39.4 x 41.4
45269-8	45269-8	45269-3	10	5.95	1.19	300	1	100	3	1.1 x 7.2 x 23.0	23.1 x 7.5 x 11.9	47.2 x 39.4 x 41.4

See page 39 for Warnings, Cautions and Instructions.



WARNINGS & CAUTIONS:

- Suitable for damp locations
- Not for use in totally enclosed luminaires (fixtures)
- This bulb is not intended for use with emergency exit fixtures or emergency lights.
- Before replacing, turn off power and let bulb cool to avoid electrical shock or burn.

CAUTION: Risk of electric shock—Do Not Use Where Directly Exposed To Water.

FCC NOTE: These lamps comply with Part 15 of the FCC Rules. Operation is subject to the following 2 conditions: (1) this device may not cause harmful interference, and (2) this device must accept any interference received, including interference that may cause undesired operation. This class B digital apparatus complies with Canadian ICES-003.

FCC NOTE for InstantFit LED T8: This device complies with Part 18 of the FCC Rules.

WARNINGS & CAUTIONS for PAR38 Outdoor:

- Suitable for use in open luminaires (fixtures)
- Suitable for wet locations
- This lamp is not suitable for totally enclosed fixtures
- This device is not intended for use with emergency exit fixtures or emergency lights
- Suitable for use with dimmers. Visit www.philips.com/dimmercompatibility to find up-to-date dimmer and lighting control compatibility information.
- This product is intended for base up operation
- Before replacing, turn off power and let lamp cool to avoid electrical shock or burn
- Only install in operating environments between -4°F and +113°F (-20°C and +45°C)



©2014 Koninklijke Philips N.V. All rights reserved. Philips reserves the right to make changes in specifications and/or to discontinue any product at any time without notice or obligation and will not be liable for any consequences resulting from the use of this publication.

PLt-1443BR 02/15 philips.com

Philips Lighting
North America Corporation
200 Franklin Square Drive
Somerset, NJ 08873
Tel. 855-486-2216

Imported by: Philips Lighting,
A division of Philips Electronics Ltd.
281 Hillmount Rd,
Markham, ON, Canada L6C 2S3
Tel. 800-668-9008